

SCHUMACHER LEASING PRESENTS

## SILVER LAKE PROFESSIONAL CENTER


1710 \* 1720 100th PL. SE, Everett, WA. 98208 (Silver Lake Highway 527 )



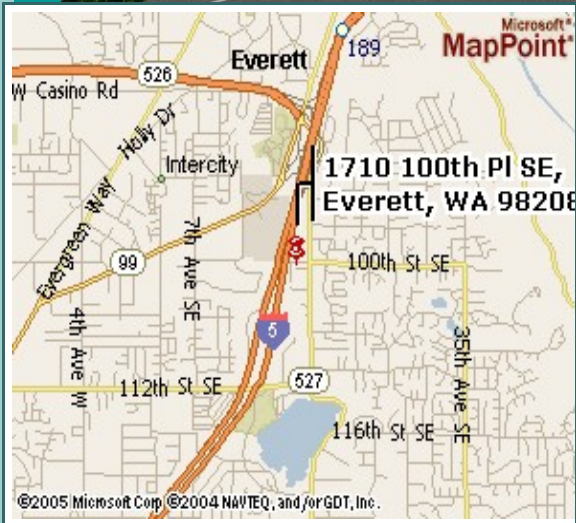
Silver Lake  
Professional Center



1710 Building



1720 Building



### BUILDING FEATURES

APPROX 17,755 SF. Medical and General Office Space

<https://silverlakeprofessional.com>

- ✦ Near Costco Everett I-5 Interchange
- ✦ Convenient Free Parking / Ground Floor Entry
- ✦ Excellent Value for Office Space
- ✦ Main Street Exposure on Bus Route
- ✦ Some Tenant Improvements Available
- ✦ Long Term Lease Discounts Available

**AVAILABLE**

1710 290sf Office #101-E \$625. mo.

Shared front lobby, Conference Break area

**Basic Utilities Included**

For More Information Contact (206) 715-9000



**SCHUMACHER LEASING**

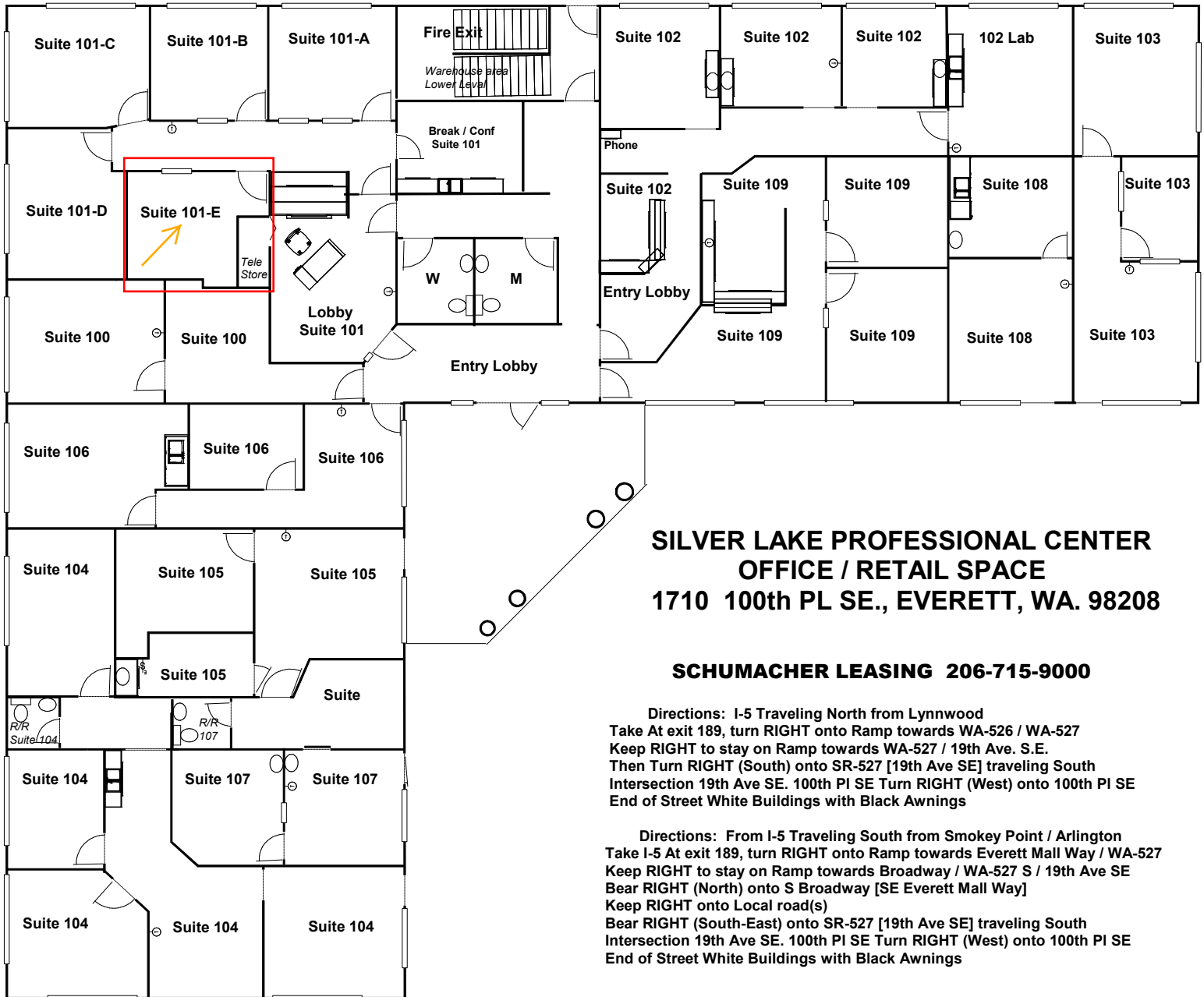
OFFICE SPACE – RETAIL – CONDO - SELF STORAGE

Owner Direct Properties [Jim@LeasingRealestate.com](mailto:Jim@LeasingRealestate.com)

(206) 715-9000

PO BOX 949. Mukilteo. WA. 98275

\* The Information contained herein has been obtained from sources deemed reliable but is not guaranteed.





# SILVERLAKE PROFESSIONAL CENTER



Entrance Lobby



Suite 101 Furnished Waiting Room



Suite 101 Furnished Waiting Room



Suite 101 Break Room Small Conference



Suite 101 Office Area



Suite 101 Office Area