

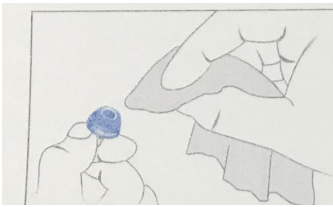
Bernaфон RIC with Dome and ProWax Waxguards

Daily Cleaning:

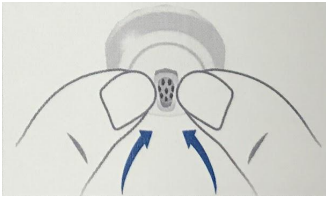
1. **Brush** off the microphones upside down - this is where the sound enters the hearing aid and if they get plugged, you will not hear clearly.



2. **Wipe** the wax off the end of the dome with a Kleenex



3. **Squeeze** the wax out of the end of the dome - almost like you are popping a pimple.

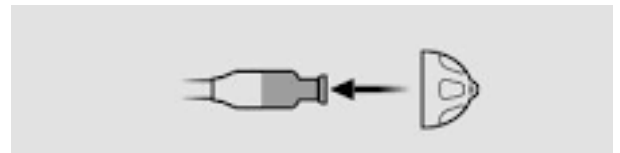


If you can't hear properly, changing your dome and waxguard:

1. Removing the Dome:

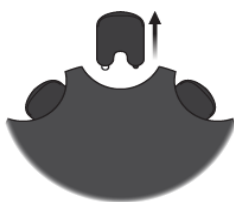


3. Replacing the dome:



2. Replacing the waxguard:

1. Tool



Remove the tool from the shell. The tool has two pins, one empty for removal and one with the new wax filter.

2. Remove



Push the empty pin into the wax filter in the speaker and pull it out.

3. Insert



Insert the new wax filter using the other pin, remove the tool and throw it out.