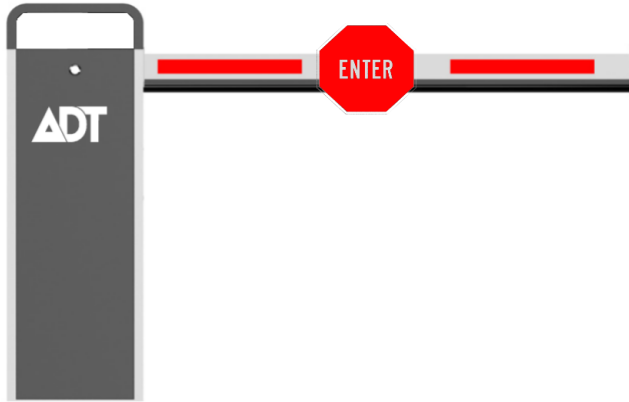




# ADT-2032

## Variable Frequency Straight Arm Boom Barrier



- Automatic opening in case of power failure, suitable for unattended parking scenarios.
- Servo motor; adjustable and fast barrier arm lifting speed (as fast as 1 s).
- Motor enjoys lifespan of more than 5 million times, suitable for scenes with large traffic volume such as shopping malls and hospitals.
- Anti-smashing function realized by connected radar, coil, or IR sensor.
- Supports remote control, with maximum distance of 50 m (164.04 ft) in open and interference-free environments.
- Automatic lifting when the barrier arm meets obstacle.
- Barrier with 1.5 m (4.92 ft), 3 m (9.84 ft), 3.5 m (11.48 ft) or 4 m (13.12 ft) arm supports anti-impact: A turning device is designed between the barrier arm and the main shaft of barrier. The device helps turn the barrier arm away before the arm is impacted.
- Operating temperature:  $-40^{\circ}\text{C}$  to  $+70^{\circ}\text{C}$  ( $-40^{\circ}\text{F}$  to  $+158^{\circ}\text{F}$ ).
- Operating voltage: AC86–264V.

### System Overview

The barrier primarily consists of casing, transmission mechanism, control box, and barrier arm. It uses servo motor and digital controller, and enjoys low power consumption and is energy saving.

The barrier is applicable to access control for residential areas, hotels, governments, supermarkets, schools, airports, factories, public security and judicial organizations, ports, terminals, hospitals, and so on.



### Technical Specification

#### Basic

Arm Type	Straight arm
Arm Length	1.5 m (4.92 ft), 3 m (9.84 ft), 3.5 m (11.48 ft), 4 m (13.12 ft), 4.5 m (14.76 ft), 5 m (16.40 ft), 5.5 m (18.04 ft), 6 m (19.69 ft)
Opening/Closing Time	Barrier with 1.5 m (4.92 ft) or 3 m (9.84 ft) arm: 1 s Barrier with 3.5 m (11.48 ft) arm: 2 s Barrier with 4 m (13.12 ft) arm: 2 s Barrier with 4.5 m (14.76 ft) arm: 4.5 s Barrier with 5 m (16.40 ft) arm: 3 s Barrier with 5.5 m (18.04 ft) arm: 3.5 s Barrier with 6 m (19.69 ft) arm: 4 s

#### Function

Anti-smashing	Realized by connected radar, coil, or IR sensor
Remote Control	Yes. Maximum distance: 50 m (164.04 ft)

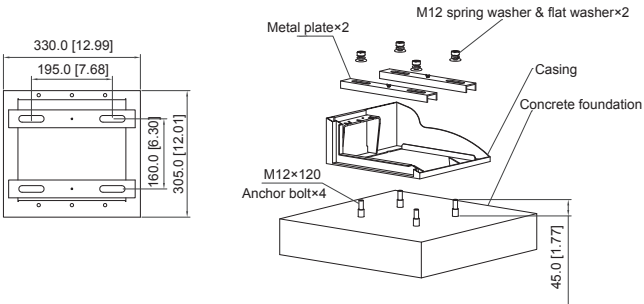
#### Port

RS-485	1 for uploading and searching for operation logs
I/O	5 (open, close, anti-smashing 1, anti-smashing 2, anti-smashing 3)

Status Output	3 (open, close, traffic light)
General	
Power Supply	AC86–264V
Power Consumption	$\leq 72\text{ W}$
Spring Lifespan	1.5 million times
Motor Lifespan	5 million times
Operating Temperature	$-40^{\circ}\text{C}$ to $+70^{\circ}\text{C}$ ( $-40^{\circ}\text{F}$ to $+158^{\circ}\text{F}$ )
Operating Humidity	10%–90% (no condensation)
Protection Grade	IP54
Dimensions	382 mm $\times$ 330 mm $\times$ 1000 mm (15.04 $\times$ 12.99 $\times$ 39.37) (L $\times$ W $\times$ H)
Net Weight	49.0 kg (108.03 lb)
Gross Weight	53.6 kg (118.17 lb)
Installation	Ground-mounted

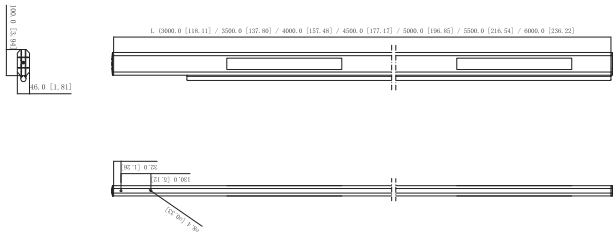
Ordering Information		
Type	Model	Description
Boom Barrier	ADT-0232-M60	6 m (19.69 ft) straight arm
Barrier Arm		

Installation



Dimensions (mm [inch])

Barrier Arm



Boom Barrier

