

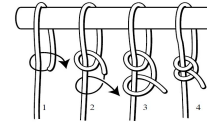
CARE & MAINTENANCE OF ROPE

- **Before & After Use Check**
 - Inspect the rope for abrasion and cuts thoroughly.
- **Avoid Stepping on Rope**
 - Prevent stepping on the rope to avoid damage.
- **Avoid Dragging on Ground or Rock**
 - Don't drag the rope across rough surfaces.
- **Avoid Running Over Sharp Edges**
 - Keep the rope away from sharp objects that can cut or damage it.
- **Remove Knots After Use**
 - Untie knots to avoid strain and damage to the fibers.
- **Check Rope After Falls or Hits**
 - Inspect the rope after it has been subjected to a fall or hit by a stone.
- **Dry the Rope After Use**
 - Ensure the rope is fully dried after use to avoid mildew.
- **Wash Mud or Dirt**
 - Wash mud or dirt with water at normal temperature.
- **Avoid Direct Heat or Sunlight**
 - Do not dry the rope directly in heat or sunlight to prevent damage to fibers.
- **Keep Chemicals Away**
 - Never store chemicals near the rope to prevent degradation.
- **Coil the Rope Properly**
 - Store the rope in a coiled form to maintain its shape and usability.
- **Use Carabiners, Not Pitons**
 - Always pass the rope through carabiners, not directly through pitons.
- **Carry Rope in a Rucksack or Nylon Bag**
 - Store and transport the rope in a bag to protect it from damage.
- **Store the Rope Properly**
 - Always store the rope in a wooden box and hang it from a wooden kill.


THUMB KNOT



GUIDE MAN KNOT OR FIRST/END MAN KNOT



BOWLINE KNOT



MIDDLEMAN KNOT



REEF KNOT



FISHERMAN KNOT



SHEET BEND KNOT



CLOVE HITCH



PRUSIK HITCH

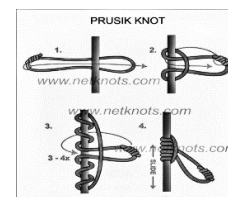


FIGURE OF 8 KNOT



NOTES

