

Seraphim Studio

www.seraphimartstudio.com

(530) 650 - 6517

2025/2026 MIDDLE AND HIGH SCHOOL

Art Classes

ELEMENTS AND PRINCIPLES OF ART

Dates, Times, and Costs:

In Person: Wednesdays 6:30 – 8pm, Thursdays 9 – 10:30am, 1:30 – 3pm or 4 – 5:30pm

\$175 includes all art supplies and four 90-minute sessions

Online: Tuesdays 2 – 3pm or 4 – 5pm

\$110 * includes four 60-minute sessions (with possible homework)

*Art supplies are not included and must be purchased by the first class. Upon enrollment, a supply list will be provided.

Each 4 week “Elements and Principles of Art” class is created around the building blocks of design called the elements and principles of art. The elements of art are the things we make such as “lines” and “shapes”, but the principles are how we put those elements together compositionally such as the principle of “repetition” which could be achieved by repeating the same lines again and again. In each class the curriculum will focus on one or more of the elements and/or principles in order to teach artists how to create stronger compositions with knowledge and intention. A master artist, historical art movement, or cultural art form is also studied to give students inspiration and project focus. Skill mastery is taken to higher levels in this curriculum to give artists more challenge and competency. Creativity is also broadened by challenging artists to rely more on their own interpretation of an art challenge rather than the teacher’s interpretation.

Space, Scale, and Unity – Marc Chagall Dreamscapes

In Person: Wednesdays Sept. 3, 10, 17, and 24 or Thursdays Sept. 4, 11, 18 and 25

Online: Tuesdays September 2, 9, 16 and 23

The Russian artist Marc Chagall was an artist who rose above art movements and created an enduring style that was like no other. Although the viewer can see elements of many art movements of the era, he was uncategorizable. Chagall’s work was full of symbolism and dreams. In this project artists will create a self-portrait in Chagall’s dream like style that reveals a depth of reality that a realistic portrait could never reveal.




Space, Value, and Harmony – Simplified Landscapes

In Person: Wednesdays Oct. 1, 8, 15, and 22 or Thursdays Oct. 2, 9, 16 and 23

Online: Tuesdays Sept. 30 Oct. 7, 14, and 21

Landscape art has been interpreted in many different ways, but Canadian artist Ted Harrison had a way of simplifying his landscapes in order to create beautiful harmonious scenes. In this class we will learn his method and understand the illusionary technique of atmospheric perspective.




Color and Balance – Color Scheme Portraits

In Person: Wednesdays October 29, November 5, 12, and 19 or

Thursdays October 30, November 6, 13, and 20

Online: Tuesdays Oct 28, Nov. 4, 11*, and 18 (Nov. 11th is Veteran's Day - alt date TBD)

The element of color is very complex and can lead a viewer's eye through a joyous rhythmic adventure. The artists in the art movement, Fauvism, were masters at expressing emotion through color. In this class we will learn several color schemes and then limit our palette to creating an emotionally powerful and complex portrait.



Value, Shape, and Variety – Cubist Musical Instruments

In Person: Wednesdays December 3, 10, 17, and January 7 or

Thursdays December 4, 11, 18 and January 8

Online: Tuesday December 2, 9, 16, and January 6

Cubism was a revolutionary way of creating art at the beginning of the 20th century. This interesting art movement was made famous by artistic rivals and friends Pablo Picasso and Georges Braque. In this class we will create a musical instrument still life in the Cubist style and learn about the friendly rivalry of these two great minds.



Space, Line, and Rhythm – The Art of Negative Space

In Person: Wednesdays January 15, 22, 29, and February 5 or

Thursdays January 16, 23, 30, and February 6

Online: Tuesday January 13, 20, 27, and February 3

Many artists use "negative space" in fun and inspiring ways. In this class we will explore the art of Surrealist artist Rene Magritte and others as we empower our artistic skills by exploring the art of negative space. Watercolors and objects from nature will be used to create an intriguing composition.



Line, Shape, and Emphasis – Caricature Portraits

In Person: Wednesdays February 11, 18, 25, and March 4 or

Thursdays February 12, 19, 26, and March 5

Online: Tuesdays February 10, 17, 24, and March 3

We all love seeing a fun caricature of our favorite famous person. We wonder how the artist is able to capture the essence of the person and yet still represent them in an exaggerated way. In this class we will look at some of the most famous caricature artists and learn how to create a caricature of our own. Artists can choose to do someone famous, someone they love, or do a self-caricature.



Texture and Repetition – Henri Rousseau's Jungle Landscape

In Person: Wednesday March 11, 18, 25, and April 8 or

Thursday March 12, 19, 26, and April 9

Online: Tuesday March 10, 17, 24, and April 7

Artist Henri Rousseau was a completely self-taught artist who day dreamed of jungles, but never left his home country of France. Yet, he created the most beautiful jungle scenes filled with exotic plants and animals. In this class we will study the life and art of Henri Rousseau and create a jungle-scape using a mixed media technique.




Value, Pattern, and Emphasis – Realism and Op Art

In Person: Wednesday April 15, 22, 29, and May 6

Thursday April 16, 23, 30, and May 7

Online: Tuesday April 14, 21, 28, and May 5

Although art depicting optical illusions and realism are very different, they both require precision and accuracy. Artist MC Escher was a master at combining both. In this class we will explore his style as well as the modern OP artists of the 1960s. We will then create our own art piece that blends both OP art and realism.



Form, Shape, Color, and Balance – An Artist's Shoe

In Person: Wednesday May 13, 20, 27, and June 3

Thursday May 14, 21, 28, and June 4

Online: Tuesday May 12, 19, 26, and June 2

Sculpture is so much fun! In this class we will explore the super fun and ridiculous art of Pop Artist Claus Oldenburg. After being inspired by Oldenburg we will create a sculpture of a shoe that will portray the art of an artist from art history.



*Thank you for considering
Seraphim Studio*

*Above him were seraphim, each with six wings: With two wings they covered their faces, with two they covered their feet, and with two they were flying.
And they were calling to one another:
"Holy, holy, holy is the Lord Almighty"
Isaiah 6:2*