

Seraphim Studio

www.seraphimartstudio.com

(530) 650 - 6517

2024/2025 THIRD – FIFTH GRADES

Art Curriculum

ARTISTS AND ART MOVEMENTS

In person: Wednesdays 1:30 – 3pm or 4 – 5:30pm

\$175 includes all art supplies and four 90-minute sessions

Online: Tuesdays 9 – 10am or 11 -12pm

\$100* includes four 60-minute sessions (with possible homework).

*Art supplies are not included for online and must be purchased by the first class. Upon enrollment, a supply list will be provided.


Each 4 week “Artists and Art Movements” class is designed around a master artist, historical art movement, and or cultural art style. Artists will complete a focus project and supporting activities that will reflect the style, subject, or nature of the chosen artist, movement, or culture. Art in the 3rd – 5th grade is packed with adventure, because this is the time in the young artist’s development where the brain is thirsty for challenge. When developing the art curriculum for the age group that loves to conquer, I made sure to fill it with creative challenges that build up technical skill. A variety of media is still important to handle, but in more and more complex ways. The projects and supporting activities are designed to balance creative exploration with higher skill building so that each artist builds satisfaction in their abilities as well as reveling in the joy of creating. Below you will find short explanations and dates of all the classes planned for the 2024-25 school year.

Mexican Folk Art

In Person: Wednesday September 4, 11, 18, and 25

Online: Tuesday September 3, 10, 17, and 24

The bright colorful art of Mexico is a beautiful blend of its Spanish and indigenous heritage. It is filled with the celebrations of life, and love of nature. In this first unit, we will look at many of the folk arts that have come out of Mexico as well some of their most celebrated fine artists Diego Rivera, Frida Kahlo, and José Clemente Orozco. An understanding of the difference between folk and fine art will be covered as we create a folk inspired art piece.



Faith Ringgold Story Quilts

In Person: Wednesday October 2, 9, 16, and 23

Online: Tuesday October 1, 8, 15, and 22


Come learn and refine sewing skills by creating a fabric landscape into a quilt square. Our artist of inspiration is Faith Ringgold who is artistically known for her cultural story quilts, but is also an author of several children’s books. Pattern making skills and the art element of space will all be at the forefront of this fun class.



Above him were seraphim, each with six wings: With two wings they covered their faces, with two they covered their feet, and with two they were flying.

*And they were calling to one another:
“Holy, holy, holy is the Lord Almighty”*

Isaiah 6:2



Seraphim Studio

www.seraphimartstudio.com


(530) 650 - 6517

Futuristic Figures

In Person: Wednesday October 30, November 6, 13, and 20

Online: Tuesday October 29, November 5, 12, and 19

A bright and bold Futuristic figure piece that is sure to delight the viewer will be the production portion of this month's art class. Futurism is a very interesting art movement that features bright colors and repetition. Because this art movement is so filled with these interesting traits, it makes it a fun way to begin learning the proportions of drawing the human figure.



Seasons in Art

In Person: Wednesday December 4, 11, 18, and January 8

Online: Tuesday December 3, 10, 17, and January 7

The four seasons have been a popular inspiration for artists throughout the history of art. Come learn about how different artists and art styles have portrayed our different seasons over the years. You are sure to be inspired by them and then enjoy creating your own treescape that will reflect the beauty of all of our four seasons



Color schemes with Paul Klee

In Person: Wednesday January 15, 22, 29, and February 5

Online: Tuesday January 14, 21, 28, and February 4

Color theory is an important part of understanding how to make pleasing artistic compositions. In this class we will be creating an abstract image in the style of artist Paul Klee while learning basic color scheme combinations such as, monochromatic, analogous, complimentary, and triadic.



Gustav Klimt Cats

In Person: Wednesday February 12, 19, 26, and March 5

Online: Tuesday February 11, 18, 25, and March 4


Gustav Klimt loved cats. He had cats all over his studio while he worked, yet interestingly he never included them in his art. In this fun class we will create a cat portrait, and we will do it in Gustave Klimt's style, which was always generously filled with beautiful pattern work. The photo to the right features one of Klimt's paintings. Can you imagine how you might create a cat with such beautiful gold patterns? I bet it would look amazing.



Above him were seraphim, each with six wings: With two wings they covered their faces, with two they covered their feet, and with two they were flying.

*And they were calling to one another:
"Holy, holy, holy is the Lord Almighty"*

Isaiah 6:2



Seraphim Studio

www.seraphimartstudio.com


(530) 650 - 6517

Balance in Art

In Person: Wednesday March 12, 19, 26, and April 2

Online: Tuesday March 11, 18, 25, and April 1

In this class we will gain understanding and be able to identify the 4 main types of visual balance: symmetrical, asymmetrical, radial, and all over balance. For our main project we will focus on radial balance by studying the rose windows of European Gothic cathedrals such as Notre Dame in Paris. We will create a colorful kaleidoscope design that echoes the beauty of the magnificent window's stained glass.



The Art of Wassily Kandinsky

In Person: Wednesday April 9, 23, 30, and May 7

Online: Tuesday April 8, 22, 29, and May 6

Wassily Kandinsky's main objective in his art was to make music visible. The abstract concept of taking sound, which is invisible, and creating a visual for it will build on our artists creative ideas and push their visual parameters to new places. We will be working with acrylic paint and learning some new painting techniques for this fun project.



City Art and The Color Wheel

In Person: Wednesday May 14, 21, 28, and June 4

Online: Tuesday May 13, 20, 27, and June 3

Building upon our color scheme unit earlier in the year, this unit will focus on the color wheel and the blending and making of colors. We will also be looking at cityscapes made by different artists throughout art history. Using the geometric shapes and patterns that are natural to any city, we will create a color wheel that features a fantastical city of blended color.



*Thank you for considering
Seraphim Studio*

*Above him were seraphim, each with six wings: With two wings they covered their faces, with two they covered their feet, and with two they were flying.
And they were calling to one another:
"Holy, holy, holy is the Lord Almighty"
Isaiah 6:2*