

# Seraphim Studio

www.seraphimartstudio.com

(530) 650 - 6517

## 2024/2025 MIDDLE AND HIGH SCHOOL *Art Curriculum*

### ELEMENTS AND PRINCIPLES OF ART

**In Person:** Thursdays 9 – 10:30am, 1:30 – 3pm or 4 – 5:30pm

\$175 includes all art supplies and four 90-minute sessions

**Online:** Tuesdays 2 – 3pm or 4 – 5pm

\$100 \* includes four 60-minute sessions (with possible homework)

\*Art supplies are not included and must be purchased by the first class. Upon enrollment, a supply list will be provided.


Each 4 week “Elements and Principles of Art” class is created around the building blocks of design called the elements and principles of art. The elements of art are the things we make such as “lines” and “shapes”, but the principles are how we put those elements together compositionally such as the principle of “repetition” which could be achieved by repeating the same lines again and again. In each class the curriculum will focus on one or more of the elements and/or principles in order to teach artists how to create stronger compositions with knowledge and intention. A master artist, historical art movement, or cultural art form is also studied to give students inspiration and project focus. Skill mastery is taken to higher levels in this curriculum to give artists more challenge and competency. Creativity is also broadened by challenging artists to rely more on their own interpretation of an art challenge rather than the teacher’s interpretation.

#### Color, Space, and Unity

**In Person:** Thursday September 5, 12, 19 and 26

**Online:** Tuesday September 3, 10, 17 and 24

Frida Kahlo, a Mexican Surrealist painter is known for her expressive and symbolic self-portraits. In this class we will work with the elements of color and space to create a complex self-portrait that holds the interest of the viewer while maintaining a sense of unity and focus. Portrait drawing skills and acrylic color blending skills will be sharpened as students employ a naturalistic look to an unnatural surrealistic backdrop.



#### Shape, Line, and Variety

**In Person:** Thursday October 3, 10, 17 and 24

**Online:** Tuesday October 1, 8, 15, and 22

Textile art takes the spotlight in this fun hands-on class. Painting, fabric combinations, and embroidery will be used to create an art piece that will tell a personal or historical cultural story of the artists choice. Artist Faith Ringgold used both her skills in painting and sewing when creating her beautiful cultural story quilts. Come learn and create a beautiful complex design piece that tells a personally meaningful story.




*Above him were seraphim, each with six wings: With two wings they covered their faces, with two they covered their feet, and with two they were flying.*

*And they were calling to one another:*

*“Holy, holy, holy is the Lord Almighty”*

Isaiah 6:2



# Seraphim Studio

[www.seraphimartstudio.com](http://www.seraphimartstudio.com)

(530) 650 - 6517

## Color, Rhythm, and Repetition

**In Person: Thursday October 26, November 2, 9, and 16**

**Online: Tuesday October 31, November 7, 14 and 21**

The element of color is very complex and can lead a viewer's eye through a joyous rhythm of adventure. The artists in this movement, called Futurists, were masters at this form of design. In this class we will use oil pastel blending and fracturing techniques to create a complex piece that will feature the human figure. Figure drawing is often the most difficult to render for the art student and takes a lot of practice. Futurism techniques are a fun way to practice this skill.



## Color and Value

**In Person: Thursday December 5, 12, 19 and January 9**

**Online: Tuesday December 3, 10, 17, and January 7**

Eduard Seurat was a French Impressionist who invented the painting technique called Pointillism. In this class we will employ Seurat's technique into a landscape painting. The elements of color and value will be used to create a composition featuring a principle of art of each artist's choice. All of the art principles will be reviewed for comprehension.




## Shape, Texture, and Pattern

**In Person: Thursday January 16, 23, 30, and February 6**

**Online: Tuesday January 14, 21, 28, and February 4**

Artist Paul Klee was a master at the abstraction and simplification of images and then recreating them into complex intriguing compositions. In this class we will be using shape and texture to create a composition of pattern inspired by the genius of Paul Klee. We will be using several media for this piece broadening skill and creativity.



## Shape, Pattern, Variety, and Unity

**In Person: Thursday February 13, 20, 27, and March 6**

**Online: Tuesday February 11, 18, 25, and March 4**

In this fun class artists will look at the history of cubism in art from its origins with Pablo Picasso to its influence on the Japanese artist Tomoo Inagaki. A favorite animal will be the subject using realistic drawing skills as a starting point. Gradual simplification of realistic shapes will be the process of learning simplification, which will result in the creation a complex and interesting animal filled with patterns. Artists will balance the variety of the patterns with solid blocks of color to create a unified and dynamic image of their favorite animal.



*Above him were seraphim, each with six wings: With two wings they covered their faces, with two they covered their feet, and with two they were flying.*

*And they were calling to one another:  
"Holy, holy, holy is the Lord Almighty"*

Isaiah 6:2





# Seraphim Studio

[www.seraphimartstudio.com](http://www.seraphimartstudio.com)

(530) 650 - 6517

## Proportion, and Movement

**In Person: Thursday March 13, 20, 27, and April 3**

**Online: Tuesday March 11, 18, 25, and April 1**

Chalky pastels will be used in this project as we study the human figure in the art movement French Impressionism. Edgar Degas was a master at capturing the figure in the moment of movement. In studying his work and the work of other Impressionists, artists will sharpen their drawing skills in the drawing of the moving figure. Artists will practice the elements of proportion and realistic rendering to create a beautiful composition filled with movement.



## Value and Emphasis

**In Person: Thursday April 10, 24, May 1, and 8**

**Online: Tuesday April 8, 22, 29, and May 6**

Artist Georgia O'Keeffe and her large florals are the focus of this class. Students will learn how to draw flowers using simple and complex shapes and sharpen their skills of creating color value by blending colors into tints and shades. The composition will one of emphasis by bringing into view the vast universe of one or two flowers at an up-close view. Artists will use acrylic paint for this project.



## Shape, Form, and Space

**In Person: Thursday May 15, 22, 29, and June 5**

**Online: Tuesday May 13, 20, 27, and June 3**

Shapes become forms in this class using cardboard to create a relief sculpture of a famous painting of the artist's choice. Space will be keenly planned out in order to create the illusion of 3D form. The principle of art to be featured will be the artist's choice. All of the art principles will be covered for artist understanding. Cardboard artists such as Mark Langan will be featured.



*Thank you for considering  
Seraphim Studio*

*Above him were seraphim, each with six wings: With two wings they covered their faces, with two they covered their feet, and with two they were flying.*

*And they were calling to one another:  
"Holy, holy, holy is the Lord Almighty"*

Isaiah 6:2