

FAMILY

Welcome guide



STORYBOOK STUDIOS PHOTOGRAPHY



Contents

PG1 : INTRODUCTIONS

PG2 : WHAT TO EXPECT

PG4 : OUTFIT INSPIRATION

PG6 : PREPARING FOR YOUR SESSION

PG8 : PACKAGES AND PRODUCTS

PG9 : FREQUENTLY ASKED QUESTIONS

PG10 : CONTACT & BACK COVER



Hey there!

I'm Lauren, a South Carolina based photographer who specializes in family, children, headshot and wedding photography.

It is an absolute honor to me that of all the choices for photographers and videographers out there, you chose me! I consider it a pure joy that this is what I get to do! Interact with your precious family and capture these moments you can cherish together for a lifetime! I LOVE being creative and I LOVE people even more--getting to combine the two of those things truly makes my heart come alive! So thank you again for the opportunity to serve your family in this way!

I've created this little session guide that will help you as you continue to plan your photography session with me at Storybook Studios! So please get comfortable and dig in and get ready to create fun beautiful moments you will cherish forever!




WHAT TO *expect*

Photo sessions with me are anything but boring! In fact expect a little quirky and dorky! I like to have fun and I like to laugh! And I LOVE making my clients laugh and have fun with me! Especially those adorable kiddos, so be prepared! We will tickle and tell jokes, play games and whisper ridiculous things into ears! Laughter will be the base to those amazing smiles! Photos come out the best when people are relaxed and enjoying the experience- which involves lots of laughter, cuddles, tickles, love and FUN!

I know a lot of people are nervous about posing or wouldn't consider themselves very "photogenic." It's my goal to make you LOVE the experience so you can LOVE your photos. I will be right there to direct and assist with posing you right where you need to be, so don't worry! I bring inspiration pictures to help you see exactly what we're going for!

Lastly, a lot of people underestimate the comfort level of a photoshoot! Expect to be active! To move a lot- walk to different photo locations, jump, bend, pose, pick up kiddos, throw them, swing them, dance! Of course we will adjust to whatever activity level you are comfortable with or able to accomplish but expect to at least move some! Also- we are dealing with the elements- heat, cold, tall itchy grass, rough terrain. Just know we will absolutely accomplish gorgeous pictures, but sometimes there may be a pause to wipe some sweat before we snap that photo!





OUTFIT *inspiration*



OUTFITS

When styling your photoshoot, outfits can be one of the most important details. When you think of your outfits, think of your home. There is a way to bring your families style into your shoot while creating beautiful imagery- it's just knowing how to incorporate them! If your style is bright and fun, try bringing in some cute accessories- flowers in your hair or a fun hat. Maybe a bright dress paired with hubs in a neutral color.

I always tell clients to start with a balanced base. Go with non busy colors, and textures rather than patterns. Then build from there. You can always take off a loud jacket after a couple shots, but the shirt you choose will be in every image. Choose a color pallet rather than matching outfits. Pick 2 to 3 colors that compliment each other and build on those. If mom wears a plain colored dress, put one or 2 kids in a light flowery shirt or muted striped shirt. Dad can wear jeans and a complimentary colored shirt. Think complimenting instead of "matching." Pinterest is your friend here- and PLANNING- don't wait till the last minute to shop! You'll be limited to only what stores have instead of being able to order online.





NEUTRAL COLORS

Think of this as your base! Blue jeans, plain colored pants/shorts or flowy skirt/dress are a great go to. Pair with a textured shirt or a plain tshirt with a blazer or patterned button down. Make sure you're not too busy with your base though! Bring textures and patterns in through accessories and jackets/hats!

LAYERING

Don't be afraid of cute jackets, scarves or cardigans/shalls. Adding a little flare will help give some added interest to photos. We can always take them off after a couple shots. Bottom line is they're cute and they look cute in photos!

HAIR & MAKEUP

Make sure you get haircuts and color a week BEFORE your shoot. Sometimes those fresh lines look a little better when they grow out a tad! I wouldn't try any new styles this time around either! Stick to a classic look that you won't look back on and regret. For all my ladies- I KNOW what confidence can do for a gal in front of a lens! Do it up! Do what makes YOU feel beautiful! Go get your hair and makeup done if you want to! I promise it will make a huge difference for you in how you feel and that will come across in your photos for sure!

FIT YOUR STYLE TO YOUR LOCATION

You want your outfit choice to make sense. Take into consideration the setting. If it's outside somewhere, the more movement in your clothing the better- think flowy dresses and light weight materials that will move in the wind. Wear your hair down in loose curls! If it's an indoor lifestyle session think casual true to your nature as a family but jaz it up! Wear cute earrings or style your hair fun. Urban city feel can be super fun and have an opportunity to wear some really cute outfits! Use the resources around you! Pinterest and google images are your friend!

ACCESSORIZE

Wear those cute earrings girl! Put on that super cute fidora hat! (Please!) Put those kiddos in cowboy boots! Think outside the box and compliment the neutrality of your outfits with accessories!



THE SESSION

preparing



CHECK LIST


- Make sure you get your contract signed and retainer paid! That's the only thing that secures your date on the calendar!
- Order special outfits and accessories at least 2 weeks in advance
- Get hair cuts a week in advance and schedule makeup and hair if you're getting that done!

THE NIGHT BEFORE

This is the night to get good sleep! For the kiddos too! The more well rested they are- the easier going the shoot will be and the bigger the smiles! Fussy kiddos usually don't translate well in family photos!

TIMING

You want to give your family AMPLE time to get to your shoot on time! Especially if it's a sunset shoot. Your session cannot be extended so make sure you're there with 15 minutes to spare- so you can walk to location or whatever else we may need to do!



"If you don't think photos are important, wait until they're all you have left." – Missy Mwaac

PRICING

packages



COLLECTION 2

20x30 Canvas Wrap
5 Full-res re-touched Images
Two 8x10 Lustre Prints
Two 5x7 Lustre Prints

\$599

COLLECTION 1

20x30 Canvas Wrap
16x20 Canvas Wrap
Entire Full-res digital gallery
Three 8x10 Lustre Prints
Three 5x7 Lustre Prints

\$899

COLLECTION 3

16x20 Canvas Wrap
8x10 Lustre Print
Two 5x7 Lustre Prints
3 Full-res re-touched Images

\$399

SPECIAL OFFER

GET 10% OFF PACKAGES and PRODUCTS if you PREORDER AND PAY BEFORE SESSION





PRINTS & *products*

PRINTS

| | |
|--------------|-------|
| 5x7 inches | \$39 |
| 8x10 inches | \$49 |
| 11x14 inches | \$99 |
| 16x24 inches | \$139 |
| 20x20 inches | \$169 |
| 20x30 inches | \$229 |

ALBUMS

| | |
|------------------------|-------|
| 5x7 bragbook 28 images | \$149 |
| 5x7 bragbook 40 images | \$199 |
| 10x10 deluxe | \$599 |

CANVAS

| | |
|--------------|-------|
| 8x10 inches | \$139 |
| 11x14 inches | \$169 |
| 16x20 inches | \$239 |
| 20x20 inches | \$299 |
| 20x30 inches | \$329 |
| 24x24 inches | \$349 |

ASK ABOUT ADDITIONAL PRODUCTS & SERVICES
I'D BE HAPPY TO PUT TOGETHER A CUSTOM COLLECTION

FOR ME THE PRINTING PROCESS IS PART OF THE MAGIC
OF PHOTOGRAPHY.



FREQUENTLY *asked questions*

HOW EARLY SHOULD WE ARRIVE TO THE LOCATION?

15 mins early if you can! We can meet and go over the game plan and walk out to any locations we may need to get to.

WHAT IF MY CHILDREN WON'T COOPERATE

I will work extensively with your children during our photoshoot! I really try and approach every photo session with kids as playtime -a time to "break the rules" so to speak. It keeps kiddos engaged and entertained and gets those big old cheeky smiles we're looking for. However, I know there are exceptions and some kiddos for whatever the reason just will not have it. Even during those sessions there are usually always at least a handful of images that come out really great. I do not offer retakes or refunds for unruly children, but I promise you will get every trick in my bag pulled out and we will work hard at getting you great images, regardless!

WILL YOU PHOTOSHOP MY IMAGES TO HIDE ANY UNWANTED SPOTS?


I will make sure to pose you on day of shoot in consideration of every body type in the most flattering way possible! It's really important to choose an outfit that you will feel confident in though as extensive editing is not something I offer. Please keep in mind proof images are not retouched and enhanced the way ordered product and print images are.

HOW DO I TAKE ADVANTAGE OF THE 20% OFF EARLY ORDER DISCOUNT?

Simply email or text me which package or products it is that you are wanting and I will send you an itemized invoice with total due. The invoice will reflect the 20% early order discount. Please note the total is due before the day of session for the discount to apply.

DO YOU TAKE PAYMENT PLANS

I do have payment plan options available! However total must be paid for before any products are released or received. Please let me know if this is something you want to take advantage of and we can make those arrangements!



Get in touch

Please don't hesitate at all to get in touch if you have questions! I'm here for YOU and to make this session be an amazing experience for you and your precious family!

864.556.3413 | yourstorybookstudios@gmail.com

Lauren