

Google Classroom For Parents

Valley Stream 24 LOOK FOR THE AWESOME*

If you've never logged into your child's VS24 Google Account at home:

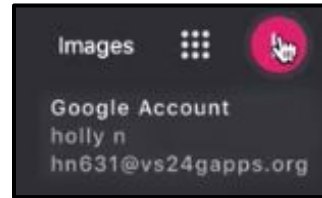
- Open Google Chrome on your device
- Click Sign In



- Student's Google Username:
 - First letter of first name + first letter of last name + 3 digits + @vs24gapps.org
 - Example: hn631@vs24gapps.org
- Student's Google Password: **student24**

If you have logged into your child's account from home, check to see that your child is signed in to Google

- When you open Google, hover over the letter in the top right corner to make sure that your child is signed in to their VS24 Google Account




- If **not**, click on the letter that is displayed in the corner, and at the bottom, click “+Add another account” and have your child sign in with his/her school Google Account.



Add another account


Google Apps

- The middle icon (9 squares) is known as the Waffle



- When you click the Waffle, all of Google's applications will open

- Click on Google Classroom



There are two ways for a teacher to put students in their Google Classroom:

Teachers INVITE Students into the Classroom

1. If the teacher invites students, you will see a box with the Teacher's Name, name of the class, and decline or JOIN options

2. Click JOIN



3. Your child is now in that Google Classroom for his or her teacher!

Teachers give students ACCESS CODE (may be given through parent email)

1. At the top right corner, click the +



2. Enter the class code given by the teacher
3. Select JOIN
4. Your child is now in that Google Classroom for his or her teacher!

In Google Classroom:

1. STREAM

- Teachers can post announcements, ask questions
- Students can comment on the teacher's post
 - ALL comments on posts can be seen by EVERYONE who is in the Classroom

Classwork and homework that teachers assign will also be posted on the Stream.

In Google Classroom:

2. Classwork

- Teachers can post assignments and homework
 - May attach a Google Doc or something similar for students to complete
 - The assignment will also be posted in the Stream
- When you click on an assignment:
 - Private comments - a comment or note that ONLY goes to the teacher
 - Class comment - a comment or note that goes to EVERYONE enrolled in the class
- When done with an assignment/homework, click “Mark as done” so the teacher knows you have completed the assignment!

A rectangular button with a black background and white text that reads "Mark as done".

Mark as done