


☐

I'm not robot

  
reCAPTCHA

I am not robot!


Self introduction for esl teachers sample

Self introduction for teachers example.

Esl self introduction example. Self introduction speech examples for teachers. How do you introduce yourself as an esl teacher.

Save your effort in thinking about what to write on your self-introduction - I have plenty of sample scripts for your ESL teaching job self-introduction audio/video,Most online ESL companies would ask an audio/video self-introduction during the application process so make sure to prepare for it. The quality of introduction can make or break your application, so it's monumental to do it right. Well good thing that you won't be asked to produce an hour-long introduction video. Some even accept an audio-only recording.By the way, I created a YouTube channel just recently so I hope you could be part of it. You mind supporting my channel by subscribing, liking, and watching my videos? I promise to better my content. I can only do that if you guys help me grow my channel. I'm fostering strays, spaying and neutering them when I can so if I'm able to monetize my channel, it'll be a game changer for this cause that I believe in. My YouTube name is Momo. Thank you in advance.More often than not, companies or recruiters would ask a 1-minute introduction - which you can simply record on your phone. As long as it's audible, clear with no background noise, then you're good. Essentially, you have to be mindful of your pronunciation and the words you use in your introduction: it has to be relevant, straightforward and catchy at the same time.Things to Remember in Filming Your ESL Self-IntroductionIf a company requires you to make an intro that's specific for kids, that means you have to be lively or perky: speak in a level that a child or a beginner learner would understand. Use easy and simple words, not idioms nor slangs/colloquialisms. Never take for granted the instructions or guidelines that are given to you. It may seem simple or not a big deal but your ability to follow instructions can make or break your application.If a company asks for a formal introduction wherein your students are adults, then make sure you submit something that's beyond compare - with no pronunciation and grammar slips and don't forget to wear a professional attire. You have to act, look and sound convincing to ace your application.If the instruction is to submit a 1-minute introduction, be sure to follow it. If it's a 30-second clip, then do it. There's a reason why a company has specified the duration of your introduction, so it's best to stick with the instruction.Under no circumstances, do not use this line: What are you waiting for? This line is a turn-off - you'll lack originality if you add this to your introduction script.Record yourself and listen to it multiple times until your lines are perfectly delivered.

Student Self Introduction



What is your family name? \_\_\_\_\_

What is your given name? \_\_\_\_\_

How old are you? \_\_\_\_\_

What is your favorite food? \_\_\_\_\_

What is your least favorite food? \_\_\_\_\_

Do you belong to a club? Which one? \_\_\_\_\_

How long have you studied English? \_\_\_\_\_

Do you like English? \_\_\_\_\_

What would you like to do in English class? \_\_\_\_\_

Some even accept an audio-only recording.By the way, I created a YouTube channel just recently so I hope you could be part of it. You mind supporting my channel by subscribing, liking, and watching my videos? I promise to better my content. I can only do that if you guys help me grow my channel. I'm fostering strays, spaying and neutering them when I can so if I'm able to monetize my channel, it'll be a game changer for this cause that I believe in. My YouTube name is Momo. Thank you in advance.More often than not, companies or recruiters would ask a 1-minute introduction - which you can simply record on your phone. As long as it's audible, clear with no background noise, then you're good. Essentially, you have to be mindful of your pronunciation and the words you use in your introduction: it has to be relevant, straightforward and catchy at the same time.Things to Remember in Filming Your ESL Self-IntroductionIf a company requires you to make an intro that's specific for kids, that means you have to be lively or perky: speak in a level that a child or a beginner learner would understand. Use easy and simple words, not idioms nor slangs/colloquialisms. Never take for granted the instructions or guidelines that are given to you. It may seem simple or not a big deal but your ability to follow instructions can make or break your application.If a company asks for a formal introduction wherein your students are adults, then make sure you submit something that's beyond compare - with no pronunciation and grammar slips and don't forget to wear a professional attire. You have to act, look and sound convincing to ace your application.If the instruction is to submit a 1-minute introduction, be sure to follow it. If it's a 30-second clip, then do it. There's a reason why a company has specified the duration of your introduction, so it's best to stick with the instruction.Under no circumstances, do not use this line: What are you waiting for? This line is a turn-off - you'll lack originality if you add this to your introduction script.Record yourself and listen to it multiple times until your lines are perfectly delivered.

SELF INTRODUCTION

1. Hello! My name is \_\_\_\_\_



2. How old are you?

I am \_\_\_\_\_



3. How old are you?

I am \_\_\_\_\_ years old



4. Where are you from?

I am from \_\_\_\_\_



5. Where do you live?

I live in \_\_\_\_\_



6. What school do you go to?

I go to \_\_\_\_\_ school



7. What is your favorite color?

My favorite color is \_\_\_\_\_



8. What is your favorite food?

My favorite food is \_\_\_\_\_



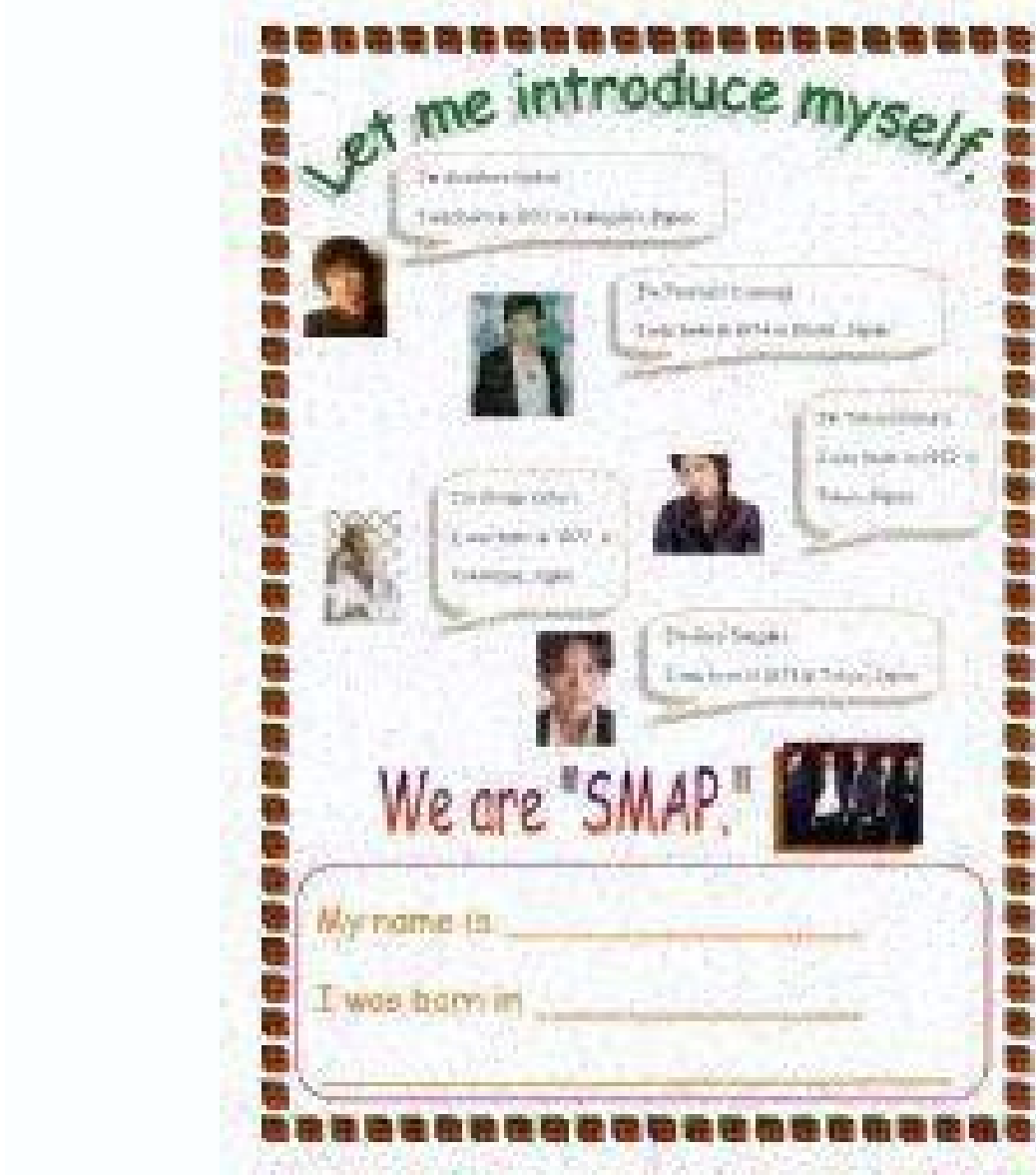
9. What is your favorite singer?

My favorite singer is \_\_\_\_\_

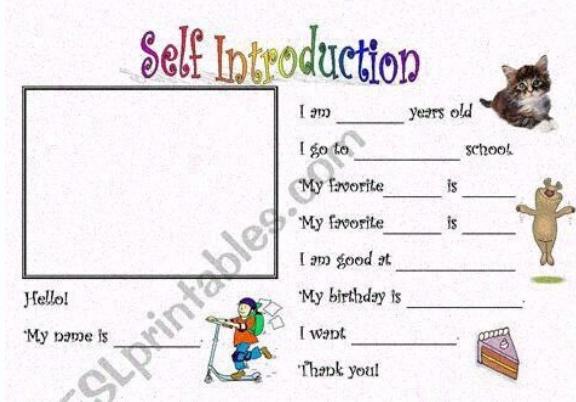


Some even accept an audio-only recording.By the way, I created a YouTube channel just recently so I hope you could be part of it. You mind supporting my channel by subscribing, liking, and watching my videos? I promise to better my content. I can only do that if you guys help me grow my channel. I'm fostering strays, spaying and neutering them when I can so if I'm able to monetize my channel, it'll be a game changer for this cause that I believe in. My YouTube name is Momo. Thank you in advance.More often than not, companies or recruiters would ask a 1-minute introduction - which you can simply record on your phone. As long as it's audible, clear with no background noise, then you're good. Essentially, you have to be mindful of your pronunciation and the words you use in your introduction: it has to be relevant, straightforward and catchy at the same time.Things to Remember in Filming Your ESL Self-IntroductionIf a company requires you to make an intro that's specific for kids, that means you have to be lively or perky: speak in a level that a child or a beginner learner would understand. Use easy and simple words, not idioms nor slangs/colloquialisms. Never take for granted the instructions or guidelines that are given to you.





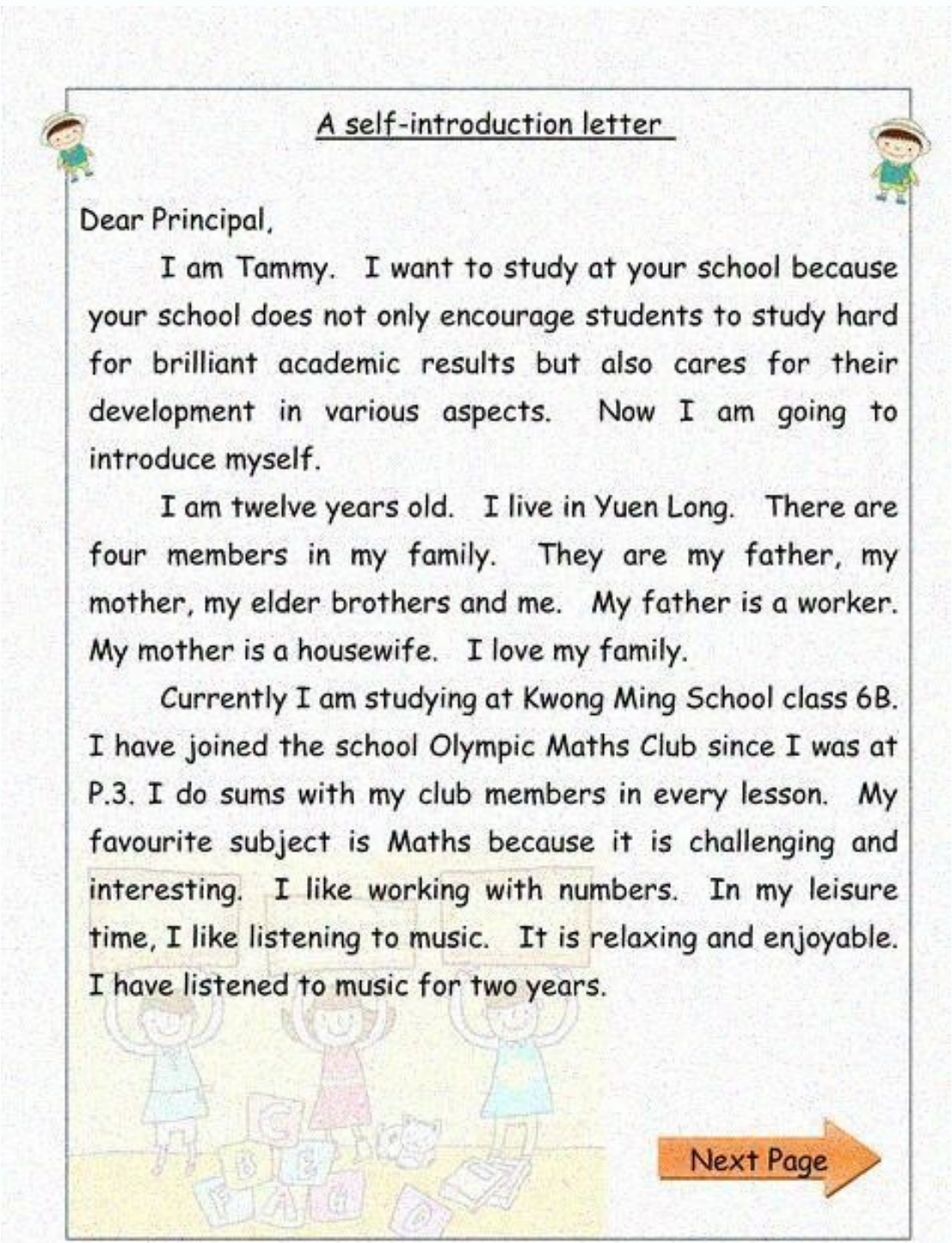
I'm fostering strays, spaying and neutering them when I can so if I'm able to monetize my channel, it'll be a game changer for this cause that I believe in. My YouTube name is Momo. Thank you in advance. More often than not, companies or recruiters would ask a 1-minute introduction - which you can simply record on your phone. As long as it's audible, clear with no background noise, then you're good. Essentially, you have to be mindful of your pronunciation and the words you use in your introduction: it has to be relevant, straightforward and catchy at the same time. Things to Remember in Filming Your ESL Self-Introduction! If a company requires you to make an intro that's specific for kids, that means you have to be lively or perky: speak in a level that a child or a beginner learner would understand.



How do you introduce yourself as an esl teacher.

Save your effort in thinking about what to write on your self-introduction - I have plenty of sample scripts for your ESL teaching job self-introduction audio/video. Most online ESL companies would ask an audio/video self-introduction during the application process so make sure to prepare for it. The quality of introduction can make or break your application, so it's monumental to do it right. Well good thing that you won't be asked to produce an hour-long introduction video. Some even accept an audio-only recording. By the way, I created a YouTube channel just recently so I hope you could be part of it. You mind supporting my channel by subscribing, liking, and watching my videos? I promise to better my content. I can only do that if you guys help me grow my channel.

I'm fostering strays, spaying and neutering them when I can so if I'm able to monetize my channel, it'll be a game changer for this cause that I believe in. My YouTube name is Momo. Thank you in advance. More often than not, companies or recruiters would ask a 1-minute introduction - which you can simply record on your phone. As long as it's audible, clear with no background noise, then you're good. Essentially, you have to be mindful of your pronunciation and the words you use in your introduction: it has to be relevant, straightforward and catchy at the same time. Things to Remember in Filming Your ESL Self-Introduction! If a company requires you to make an intro that's specific for kids, that means you have to be lively or perky: speak in a level that a child or a beginner learner would understand.



I can only do that if you guys help me grow my channel. I'm fostering strays, spaying and neutering them when I can so if I'm able to monetize my channel, it'll be a game changer for this cause that I believe in. My YouTube name is Momo. Thank you in advance. More often than not, companies or recruiters would ask a 1-minute introduction - which you can simply record on your phone. As long as it's audible, clear with no background noise, then you're good. Essentially, you have to be mindful of your pronunciation and the words you use in your introduction: it has to be relevant, straightforward and catchy at the same time. Things to Remember in Filming Your ESL Self-Introduction! If a company requires you to make an intro that's specific for kids, that means you have to be lively or perky: speak in a level that a child or a beginner learner would understand. Use easy and simple words, not idioms nor slang/colloquialisms. Never take for granted the instructions or guidelines that are given to you. It may seem simple or not a big deal but your ability to follow instructions can make or break your application. If a company asks for a formal introduction wherein your students are adults, then make sure you submit something that's beyond compare - with no pronunciation and grammar slips and don't forget to wear a professional attire. You have to act, look and sound convincing to ace your application. If the instruction is to submit a 1-minute introduction, be sure to follow it.

If it's a 30-second clip, then do it. There's a reason why a company has specified the duration of your introduction, so it's best to stick with the instruction. Under no circumstances, do not use this line: What are you waiting for? This line is a turn-off - you'll lack originality if you add this to your introduction script. Record yourself and listen to it multiple times until your lines are perfectly delivered.

Once you reach the point where you no longer get annoyed with your own voice, then you know it's ready to be saved. Your objective should be to charm whoever is listening or watching your ESL self-introduction. Be mindful that in submitting an introduction clip to a company, it wouldn't be their first time receiving it. Again, it isn't their first time seeing a video introduction from a job seeker or teacher like you. In that case, you aren't special. You have to stand out or else you won't get invited for an interview. I highly encourage that you add some greetings. Make it personalized that way your intro is catchy and genuine. For instance, if the company you're applying for caters Japanese, then say 'Konichiwa'. If they're Koreans, say 'Annyeong-haseyo'. For Chinese or Taiwanese, greet them with 'Ni Hao'. What's more, you may add another word using their native language at the end part of your intro like 'Sayonara' which means goodbye in English.

So, what's goodbye in Korean and Chinese? Well, if you google it, it's 'Annyeong' and 'Zaijian' respectively. If the learners of the company are juniors, I suggest starting with a short song that's appropriate for their age. It'll make your intro appealing this way and it's cute too. You can also add simple questions like 'What's your name?' or 'How are you?'. It may sound corny but this might be your ticket to landing that role. If have no courage to pull it off, then try a different style. Be creative and charismatic.

**SAMPLE SCRIPTS FOR ESL AUDIO/VIDEO INTRODUCTION**

**WHEN YOU HAVE TO SOUND PROFESSIONAL, CASUAL, OR FORMAL ON YOUR INTRODUCTION: (STUDENTS: ADULTS)**

1. Hello there! I'm \_\_\_\_\_. I've been happily teaching English learners for \_\_\_\_ years. My background includes teaching kids and adults of all levels. In my class, I talk about a variety of topics, and my classes are always fun and respectful. Most importantly, I focus on my learners' goals. I can't wait to see you in my class soon - bye!

2. Konnichiwa! My name is \_\_\_\_\_. I've been sharing my enthusiasm in English for about \_\_\_\_ years. I've worked with diverse students including \_\_\_\_ and I always found them to be friendly and respectful. In my class, I'm interested in many topics and I'm happy to focus on my learners' goals. I look forward to having a class with you soon!

3. Ni Hao! My name is Monica, a \_\_\_\_\_ from the Philippines. I'm (age). I've been teaching for more than \_\_\_\_ years, and I've worked with learners around the world. My background includes planning and delivering lessons to children and adults. I specialize in Business English, job interview practice, and exam preparations like IELTS, OPIC, and TOEIC. In my class, I work with wonderful enthusiasm and positivity. I'm interested in many different topics, and I'm happy to work with learners of all levels. I can't wait to meet you soon! See yah!

4. Konnichiwa! \_\_\_\_-desu. I am an experienced ESL teacher with expertise in one-to-one and group classes. I would love to share my enthusiasm with the learners in this platform. I've been working with diverse learners of all levels for many years. I coach learners in ESL, IELTS, and TOEIC. Throughout my career, I've been recognized for my work ethic and effectiveness. I'm greatly passionate about my profession, and I love helping others improve their English skills. I'm thrilled about this opportunity, so I look forward to speaking with you soon. Sayonara!

5. Ni Hao! My name is \_\_\_\_\_. You can call me \_\_\_\_ or \_\_\_\_\_. I have a varied experience in ESL teaching, and I've worked with diverse learners for many years. My background includes planning and delivering lessons to children and adults.

I give instructions in General English, Business English, Job Interview Practice, Exam Preparations, among others—all with the aim of helping students achieve their goals. In my class, I make sure that students feel heard and understood.

I teach in a manner that encourages them to speak without the fear of making mistakes. Essentially, I center my attention towards the class' objectives while taking into consideration my students' level and preference. I hope to see you soon!

**How To Become A Home-Based Online ESL Teacher**

6. Hello! I'm \_\_\_\_\_. I'm a \_\_\_\_\_ by profession. I've been teaching for more than \_\_\_\_ years, and I loved every minute with my students for many years. Teaching is my passion, so there's no better feeling in this world than seeing my students learned something from my class. I hope to speak with you soon. See you!

7. Annyeong-haseyo! Call me \_\_\_\_\_. I'm a \_\_\_\_\_ from the Philippines. I've been to \_\_\_\_\_ years ago, and it was my most treasured experience. I've worked with Korean learners for many years, and I always found them to be cordial and smart. In my class, I aim to be a valuable resource for my students. I love to discuss many different topics, so if you're someone who's interested about music, politics, food, travel, books, movies, and sports—you'll find my class quite interesting. Talk to you soon!

8. Hi there! It's \_\_\_\_\_. I'm an experienced teacher, and currently based in \_\_\_\_\_. I love working with diverse people, and I aim to become a valuable resource for my students wherever I teach. I'd like to share my enthusiasm in English with the learners in your platform. I can't wait to start my first class!

9. Hello lovely learners! I'm \_\_\_\_\_. I have two hands, the left and the right! Fold them up high, so clean and bright! Clap them softly! One, two, three! Clean little hands are good to see!

2. Hello! My name is \_\_\_\_\_. You can call me \_\_\_\_\_. Do you know the song I just sang? In my class, we will sing all your favorite songs. I love singing and dancing. I am sure you do too! See you in my class and let's have fun learning English!

© Prepare a Short and Quick Description About Yourself

This description can include your name, where you're from, your current job title, and possibly some hobbies that you enjoy. For example, you could say something like, "It's nice to meet you! My name is \_\_\_\_\_. How do you introduce yourself as a teacher?"

examples? › How to write a letter of introduction as a teacher

Address the parents. ... Introduce yourself right away. ... Write an attention-grabbing subject line. ... Focus on your teaching philosophy. ... Invite parents and guardians to be active participants. ... Share your contact information. What should an audio introduction say? › In order to introduce yourself, you have to tell the person your name. You can start something simple like, 'Hi my name is Vedant. Or Hello, I am Vedant'. In formal situations, you may want to give your first and last name. Why do you want to work as an ESL teacher? › Some example answers might be: I want to help my students broaden their opportunities, such as advancing in their careers or excelling in school, through learning English. I want to make a positive impact on the future of children and hopefully encourage them to be lifelong learners. How do you introduce yourself in English answers? › Describe yourself stating your full name and a brief introduction. Just give a small detail about your family. Always keep your body relaxed with confident body language. Maintain an eye-contact with them and nod at appropriate times. How can I describe myself as a teacher? › I can describe myself as friendly, enthusiastic and respectful. As a teacher, we can easily get respect from the students if they would feel respected first. What is the easiest way to introduce yourself in class? › Include your name (what you would like them to address you by), your academic background, and your interests. You could say something like, "Good morning class, my name is John Smith, you can call me John or Professor Smith. How can I give my best introduction? › Let us discuss some general tips on how to give a good self-introduction. A smile goes a long way. Wear a smile when you go for an interview. ... Greet everyone. A simple 'hello' can showcase your etiquettes. Introduce when you reach the venue. Inform the concerned person or at the reception of your arrival. What should you not say in an introduction? › Do not just introduce yourself with your name, position and employer. Adding more details like functional area, geographic responsibility, specialization and so on helps lead the interviewer to ask more questions. Spoke about yourself confidently and concisely. Practise ahead for the key talking points. What is your strength as an ESL teacher? › communication and social skills, patience, responsibility, tolerance, ability to solve



conflicts, emotional intelligence, creativity and enthusiasm for teaching. What is your qualities as a ESL teacher? › A successful teacher should be well-organized, dependable, and able to effectively manage the classroom.

In a well-managed classroom, students know what is expected of them and respond with pre-established procedures throughout the lesson. A properly managed classroom motivates student cooperation and teamwork. How do you answer tell me about yourself as an ESL teacher? › The best way to answer this question is to highlight skills, experiences, and interests that are relevant to teaching English online. You can mention your previous teaching background, goals as a teacher, or love of kids. What are 5 ways to introduce yourself? › Stick to The Context. The essential thing to understand before introduce yourself is the context of the situation you are in. ...

Talk about who you are and what you do. ... Make it relevant. ... Talk about your contribution. ... Go beyond what your title is.

...

Dress the part. ... Prepare what you are going to say. ... Body language. How can I introduce myself in 5 minutes in English?

› First Greet them, 2) start for your full name, 3) your educational with institute name with year of passing, 4) about your work experience what you have mention in your resume from past to present in short sentence, 5) Last your Family. family consist of mother, father, elder/younger, brother/sister. How can I introduce myself in English 150 words?

› I am very simple girl who loves her family very much.My some of the friends and my attached one are my life... In my life there is so many important persons but few are so important without whom a single day is very difficult....

Such persons in my life are my mom, dad and my best brother.... How do I sell myself as a teacher? › Trust is the most important factor that you need to gain from your potential student in order to sell yourself as a teacher. For this, you can give some free advice or teaching to the students that will not only deliver them with a sense of trust but will also showcase your talents in working as a teacher. How can you prove yourself as a good teacher?

› Traits of a good teacher.Patience. Every student will have their own unique struggles. ... Empathy. Empathy is an important quality for teachers. ... Drive for self-improvement. A great teacher should be able to look at themselves objectively and see where they can improve. ... Adaptable. What is a cool way to introduce yourself in class? › 30 Unique Ways To Introduce Yourself to Students This YearDo a Teacher Feature on school social media. ... Send postcards to introduce yourself. ... Show them a slideshow. ... Introduce yourself with a quiz. ... Use a student-created brochure. ... Decorate a Bitmoji virtual classroom. ... Build a word cloud. ... Make a photo book to introduce yourself. How do you introduce yourself in a class script? › Thanks for giving me this opportunity to introduce myself. My name is [your first name].

I'm from [name of the city] where I finished my schooling last year from [name of the school]. Is there anyone here from my city? (Changes tack to engage with the audience.) How can I introduce myself more confidently? › How to Confidently Introduce Yourself in English in Formal and Informal SituationsRemember These Phrases to Break the Ice.Prepare Basic Answers About Yourself.Ask Follow-up Questions to Spark a Conversation.Ask Even More Questions to Keep the Conversation Going.Have an Exit Plan.Smile and Be Confident! What are six tips for your introduction? › Relate the topic to the audience.State the importance of your topic.Startle the audience.Arouse the curiosity of the audience.Question the audience.Begin with a quotation.Tell a story. What should I say before introduction? › Good morning/afternoon everyone and welcome to my presentation. ... Let me start by saying a few words about my own background.As you can see on the screen, our topic today is .....My talk is particularly relevant to those of you who....This talk is designed to act as a springboard for discussion. What is an excellent introduction? › An effective introduction will typically begin by discussing general ideas surrounding the essay's topic and then introduce the specific ideas that will be discussed in the body of the paper. How do you introduce yourself without being awkward? › Here's how to introduce yourself to someone new without feeling awkward at all.Offer a simple introduction. One thing that never fails is to smile and say, "Hi, I'm Ronnie. ... Challenge yourself. ... Ask a question. ... Ask for help with something. ... Use humor. What are the 2 things that we must avoid when doing the introduction? › Here are seven mistakes I find authors make when writing their introduction:They don't describe the problem. This is a big one. ... Their introduction is too long. ... Their paragraphs are too long. ... Their sentences are too long. ... The first sentence is boring. ... There's no flow. ... They use too many synonyms. How do you make an introduction not boring?

› That being said, here's how to impressively introduce yourself in any situation without boring your audience to death.Lure Them in With a Positive Qualifier. ... Give Yourself A Label.

... Entice Them With a Compelling Story. ... End on a Relevant Question. ... Wrapping Up. ... Join Medium With Our Referral Link. What is your strong points as a teacher? › Strong Communication Skills and Interpersonal Skills Teachers must be able to communicate information effectively and engagingly to keep their student's attention.

The best way to understand your student's needs is by speaking to them one on one. What qualities do good English teachers have? › Some qualities of a good teacher include skills in communication, listening, collaboration, adaptability, empathy and patience. Other characteristics of effective teaching include an engaging classroom presence, value in real-world learning, exchange of best practices and a lifelong love of learning. What are 3 examples of weaknesses? › Self-criticism.Shyness.Lack of knowledge of particular software.Public speaking.Taking criticism.Lack of experience.Inability to delegate.Lack of confidence. What are the 4 skills in ESL? › When we say that someone 'speaks' a language fluently, we usually mean that they have a high level in all four skills – listening, speaking, reading and writing. What is the most important role of an ESL teacher? › What does an ESL teacher do? ESL teachers prepare course materials and design lessons that cover all aspects of the English language, whether written or verbal. They keep track of student progress and customize individualized plans for students with special requirements. Why should I hire you answer for ESL?

› Short Answers "I should be hired because I'm efficient, smart, and friendly. I'm great at solving problems and love challenges. Most importantly, I'm dependable and reliable." "There are two reasons I should be hired. What qualities should an ESL teacher have answer? › What Qualities Define Successful ESL Teachers?ESL Teachers Establish Genuine Relationships with Students. ... English Language Teacher Seek to Understand A Student's Cultural Background. ... ESL Teachers are Trained in Second Language Education Techniques and Approaches. ... ESL Teachers Understand the Individual Needs of Students. What are the 10 most common teacher interview questions and answers? › More prep = less chance of a flub.What are your strengths as a teacher?What's your biggest weakness as a teacher?How do you interact with parents?Why did you leave your last teaching (or other) job?What's your educational background?Where do you see yourself in five years?How do you handle classroom management? Can you tell me about yourself sample answer for teacher? › I love being around children, and feel a big responsibility as someone who's supposed to be not only a skilled teacher, but also a good role model for their pupils. My favorite subjects to teach are reading and writing, but I do not particularly dislike teaching any subject—they are all important after all. How do you introduce yourself example? › Introducing yourself examplesExample: 'Hello, everyone.

My name's Brandon, and I've been working at Sunny Incorporated for five years now. ... Example: 'Hello, Tilda. It's a pleasure to finally meet you. ... Example: Hello Brittany. I'd like to welcome you to the company and let you know we're glad to have you on board. How do I introduce myself professionally in English? › Personal commercial templateGreeting: Hello, my name is (name). ... Goal: I am looking for (internship/full-time position) at (employer name).Interest/passion: I am interested in (interests related to the company/industry).Strengths: I have many skills to contribute including (strengths) and (skills). How can I introduce myself in 2 minutes in English? › General and Short – within a two minute self-introduction speech, you need not tell them your whole life story. Keep it general and short. State your name, your age if you are comfortable, and your course if you are a student and your future goals. The same goes for professionals at work. How do you introduce yourself professionally and confidently? › Tips for Introducing YourselfDress well. Clothing is the first impression that a job interviewer or colleague has of you before you speak. ... Be confident. Refined confidence draws people into what you have to say. ... Look for opportunities to further the conversation. ... Understand the culture. ... Prepare what you want to say. What points to add in introduce yourself? › But, in general, a professional introduction should include these three parts or steps: (1) who you are, (2) what you do, and (3) what others need to know. Once you have those three, wrap it up. Don't go on and on until the end of time. Name: Kerri Lueilwitz Birthday: 1992-10-31 Address: Suite 878 3699 Chantelle Roads, Colebury, NC 68599 Phone: +6111989609516 Job: Chief Farming Manager Hobby: Mycology, Stone skipping, Dowsing, Whittling, Taxidermy, Sand art, Roller skating Introduction: My name is Kerri Lueilwitz, I am a courageous, gentle, quaint, thankful, outstanding, brave, vast person who loves writing and wants to share my knowledge and understanding with you.