

primotechTM

SINGLE-STAGE INCUBATION



PERFORMANCE

Our premier trolley-based system for single-stage operation with a range of trays and capacities for chicken, turkey, duck and other game birds. Designed for hatcheries that require the ultimate in performance, control and efficiency.

Equipped with our PLC-based EclipseTM Control that can be operated manually or in fully automatic mode, with a 20-stage program facility allowing the user to fine-tune the incubation process.



Each trolley positioned perpendicular to the airflow creates a homogenous embryonic environment

- Unique interlocking cabinet design with air-tight doors, belt apertures and dampers for superior insulation and the fastest warm-up time in the industry.
- Stainless-steel paddle frames with bi-directional and variable speed fans. With automated forward and reverse facility to achieve the ultimate control of temperature bandwidth ... or what we refer to as 'zero-point-six'.
- Individual trolley actuators and alarm detection provides continuous and accurate monitoring of the egg turning process, with consistent angles of 45°.
- Multi-zone system provides each section with three-stage cooling and water flow, for maximum efficiency and temperature control.
- Four hairpin electric heater elements mounted on each paddle frame provides 6kW (setters) of rapid heating.
- Fascia panel allows easy access to the control system that includes the cooling and humidity solenoids, solid state heating and fan speed controller.

EQUIPPED TO THE HIGHEST SPECIFICATION AS STANDARD



The PrimoTech hatchers have many standard features only offered as upgrades by most suppliers. The fully insulated stainless-steel interior walls and paddle fan system being two such examples. They also use our interlocking PIR panel construction.

Available in multiple dolly configurations with a wide range of basket sizes, including the Eurobox.

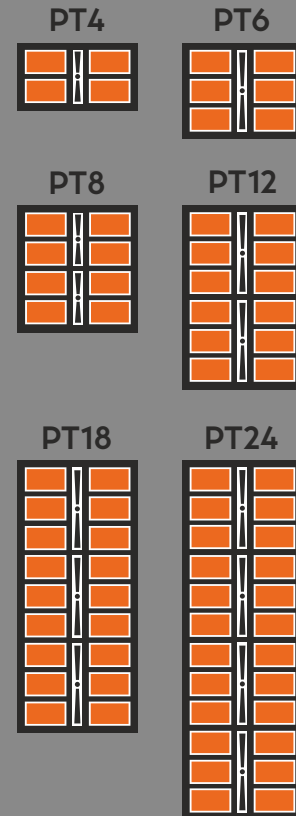
MOST BIO-SECURE INCUBATOR IN THE INDUSTRY

STANDARD CAPACITIES & DIMENSIONS




SETTER MODEL	PT2	PT4	PT6	PT8	PT12	PT18	PT24
No. of Trolleys	2	4	6	8	12	18	24
CAPACITY - CHICKEN							
165 Tray (16 high)	10,560	21,120	31,680	42,240	63,360	95,040	126,720
54 Tray (16 high)	10,368	20,736	31,104	41,472	62,208	93,312	124,416
82 Tray (17 high)	11,152	22,304	33,456	44,608	66,912	100,368	133,824
132 Tray (18 high)	9,504	19,008	28,512	38,016	57,024	85,536	114,048
150 Tray (18 high)	10,800	21,600	32,400	43,200	64,800	97,200	129,600
CAPACITY - TURKEY/DUCK							
63 Tray (15 high)	7,560	15,120	22,680	30,240	45,360	68,040	90,720
93 Tray (15 high)	5,580	11,160	16,740	22,320	33,480	50,220	66,960
108 Tray (15 high)	6,480	12,960	19,440	25,920	38,880	58,320	77,760
126 Tray (15 high)	7,560	15,120	22,680	30,240	45,360	68,040	90,720
DIMENSIONS (165 SETTER)							
Width (mm)	1995	3440	3440	3440	3440	3440	3440
Depth (mm)	1750	1750	2450	3450	4850	7250	9650
Height (mm)	2844	2844	2844	2844	2844	2844	2844

Other trays (and stack heights) are available, including: 36, 42, 73, 84, 126, 140, 168
For machine dimensions with other trays, please request our individual data sheets.



HATCHER MODEL	PTH56- PTH108	PTH120- PTH144	PTH180- PTH216	PTH240- PTH288	PTH360- PTH432
No. of Dollies	2	4	6	8	12
CAPACITY - CHICKEN					
165 Tray (165 basket 16 high)	10,560	21,120	31,680	42,240	63,360
54 Tray (165 basket 16 high)	10,368	20,736	31,104	41,472	62,208
82 Tray (165 basket 17 high)	11,152	22,304	33,456	44,608	66,912
132 Tray (132 basket 18 high)	9,504	19,008	28,512	38,016	57,024
150 Tray (150 basket 18 high)	10,800	21,600	32,400	43,200	64,800
CAPACITY - TURKEY/DUCK					
63 Tray (150 basket 15 high)	7,560	15,120	22,680	30,240	45,360
93 Tray (132 basket 15 high)	5,580	11,160	16,740	22,320	33,480
108 Tray (150 basket 15 high)	6,480	12,960	19,440	25,920	38,880
126 Tray (150 basket 15 high)	7,560	15,120	22,680	30,240	45,360
DIMENSIONS (165 HATCHER)					
Width (mm)	1995	3440	3440	3440	3440
Depth (mm)	2100	2100	2820	4150	5590
Height (mm)	2844	2844	2844	2844	2844

Other stack heights are available. For machine dimensions with other trays, please request our individual data sheets.




primotechMax 94

FEATURES, DIMENSIONS & CAPACITIES

Built from the PrimoTech thermal platform, the Max-94 has the most manageable tray on the market developed to fulfil every criteria required by today's poultry professionals.

The 94 tray is available with or without stacking pillars, the latter of which can be stacked 18 high to achieve a capacity up to 162,432 eggs per setter. Performance is maintained at the higher density due to the enhanced air velocity and cooling system.

The tray is perfect for any size of operation, and with the reduced cost per egg is more affordable than standard tray systems. Savings are made from reducing the amount of machines to achieve the same set capacity, while reducing valuable building space.



ERGONOMICS:

Very easy to handle tray with the weight of only 94 eggs.

AUTOMATION:

Bi-symmetrical design means no issues at transfer or when loading trolleys.

HYGIENE:

Designed for sanitation and ease of cleaning.

EGG SECURITY:

Cradle profile designed for various egg sizes.

188 HATCHER BASKET:

Ideal for automated processes with two trays per basket.

SETTER MODEL	PT2	PT4	PT6	PT8	PT12	PT18	PT24
No. of Trolleys	2	4	6	8	12	18	24
CAPACITY							
94 Tray (16 high)	12,032	24,064	36,096	48,128	72,192	108,288	144,384
94 Tray (17 high)	12,784	25,568	38,352	51,136	76,704	115,056	153,408
94 Tray (18 high)	13,536	27,072	40,608	54,144	81,216	121,824	162,432
DIMENSIONS							
Width (mm)	1900	3250	3250	3250	3250	3250	3250
Depth (mm)	2150	2150	3079	4200	5830	8670	11470
Height (mm)	3117	3117	3117	3117	3117	3117	3117

HATCHER MODEL	PTH64-PTH72	PTH128-PTH144	PTH192-PTH216	PTH384-PTH432
No. of Dollies	2	4	6	12
CAPACITY				
94 Tray (188 basket 16 high)	12,032	24,064	36,096	72,192
94 Tray (188 basket 17 high)	12,784	25,568	38,352	76,704
94 Tray (188 basket 18 high)	13,536	27,072	40,608	81,216
DIMENSIONS				
Width (mm)	1995	3440	3440	3440
Depth (mm)	2300	2300	3060	5830
Height (mm)	3117	3117	3117	3117