



INCUBATION & VENTILATION





CONTENTS

- About EmTech 1
- Zero-Point-Six 2
- PrimoTech™ Incubation 4
- SuperClassic™ Incubation 8
- Controls, Alarms & Monitoring ... 10
- EnviroSafe™ Hatchery Services ... 12
- AirSafe™ Air Handling System 14
- MicroTech™ Game Incubation 15
- Project Planning & Upgrades 16
- Turbo-Set™ & Turbo-Hatch™ 17
- Mini-Turbo™ 18
- Turn-Plus™ 18
- Acu-Turn™ 19
- Aero-Flow™ 20
- T3 Cooling™ 21
- EcoMist™ 21

ABOUT EMTECH

Founded on a wealth of knowledge and experience, we understand that temperature uniformity is critical for incubation excellence. That's why **'zero-point-six'** isn't just a slogan, but the operational premise at EmTech Hatchery Systems.

The world is paying attention as we continue to deliver and exceed the high-performance expectations of our industry. Our team of experts are well qualified to help with all new projects, and to vastly improve the results at existing ones.

EmTech supplies a full range of single-stage, multi-stage and game bird incubation systems to suit any small or large commercial operation. In most cases, our wide range of tray systems will match those of our customers, making the transition to 'zero-point-six' easier than one might expect.

Because the supporting infrastructure is so critical to the incubation process, we carry the same 'zero-point-six' philosophy over into our Hatchery Service Units. The uniquely designed EnviroSafe™ is ideal for both new and old hatcheries alike, and for those wanting the latest in energy efficient technology.

With no upgrade choices to make, all EmTech machines come fully equipped to the highest specification as standard, giving customers peace of mind their investment is performing to its maximum potential from day one.

Pioneers of many innovations that are commonplace in hatcheries today, EmTech is now the fastest growing incubator company in the world because we understand the business and offer creative solutions to common problems.





'zeropointsix'

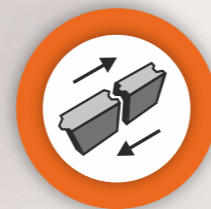
TEMPERATURE CONTROL

EmTech's ability to rethink incubator design has led to significant improvements to control the temperature variation across the entire egg mass to no greater than **0.6°C**

The closer the temperatures are throughout the machine, the greater the uniformity of embryonic development. This will have a significant impact in shortening the hatch window, as well as maximising hatch performance and chick welfare.

Most incubator systems have a wide temperature variation, typically 1.5°C to 2.5°C. The lower temperature will result in a prolonged hatch, while the higher temperature will stress the embryos and accelerate development for a premature hatch.

HOW DO WE ACHIEVE THIS?



INCUBATOR CABINET DESIGN

Our incubator cabinets are different because we don't use an aluminium framework that acts as a thermal bridge, taking heat away from where it is needed and unbalancing the internal environment. Instead, we use interlocking fire-rated PIR panels that eliminate thermal loss, cold air pockets and condensation.



TROLLEY POSITION, ORIENTATION & TURNING

The layout of all EmTech incubators with only one trolley positioned end-on, each side of the fan, gives the optimum airflow to every single egg, regardless of where it's positioned in the trolley. Furthermore, each trolley has its own individual actuator to ensure a consistent and accurate turning angle.



BI-DIRECTIONAL PADDLE FAN

Our paddle fan has been engineered to generate a higher proportion of vertical airflow due to the unique fan blade design and resultant airflow characteristics. The ability to change direction and vary the speed of the fan is significant to ensure air reaches every corner of the egg mass.



ECLIPSE™ CONTROL

The Eclipse™ incubator control has the capability to adjust both the speed and direction of the paddle fans in relation to each stage of heating and cooling. The 20-stage program facility helps fine-tune the incubation process by constantly analysing the environment to optimise temperature bandwidth.



AIR INLET & EXHAUST DAMPERS

EmTech incubators have high-quality air inlet and exhaust dampers along with an improved door seal design. This promotes good levels of moisture, and an early concentration of CO₂.



With EmTech's unique cabinet construction offering superior thermal insulation, coupled with the paddle fan design, trolley positioning, control system and more, we have created the foundation for optimising heat transfer and temperature control. Please visit our website for more information, or speak to one of our sales team.

primotechTM

SINGLE-STAGE INCUBATION

Our premier trolley-based system for single-stage operation with a range of trays and capacities for chicken, turkey, duck and other game birds.

Designed for hatcheries that require the ultimate in performance, control and efficiency.

Equipped with our PLC-based Eclipse™ Control that can be operated manually or in fully automatic mode, with a 20-stage program facility allowing the user to fine-tune the incubation process.



Each trolley is positioned perpendicular to the airflow to create a homogenous embryonic environment.



- Unique interlocking cabinet design with air-tight doors, belt apertures and dampers for superior insulation and the fastest warm-up time in the industry.
- Stainless-steel paddle frames with bi-directional and variable speed fans. With automated forward and reverse facility to achieve the ultimate control of temperature bandwidth . . . or what we refer to as 'zero-point-six'.
- Individual trolley actuators and alarm detection provides continuous and accurate monitoring of the egg turning process, with consistent angles of 45°.
- Multi-zone system provides each section with three-stage cooling and water flow, for maximum efficiency and temperature control.
- Four hairpin electric heater elements mounted on each paddle frame provides 6kW (setters) of rapid heating.
- Fascia panel allows easy access to the control system that includes the cooling and humidity solenoids, solid state heating and fan speed controller.



PERFORMANCE

The PrimoTech hatchers have many standard features only offered as upgrades by most suppliers. The fully insulated stainless-steel interior walls and paddle fan system being two such examples. They also use our interlocking PIR panel construction.


Available in multiple dolly configurations with a wide range of basket sizes, including the Eurobox.

MOST BIO-SECURE INCUBATOR IN THE INDUSTRY

STANDARD CAPACITIES & DIMENSIONS

SETTER MODEL	PT2	PT4	PT6	PT8	PT12	PT18	PT24
No. of Trolleys	2	4	6	8	12	18	24
CAPACITY - CHICKEN							
165 Tray (16 high)	10,560	21,120	31,680	42,240	63,360	95,040	126,720
54 Tray (16 high)	10,368	20,736	31,104	41,472	62,208	93,312	124,416
82 Tray (17 high)	11,152	22,304	33,456	44,608	66,912	100,368	133,824
132 Tray (18 high)	9,504	19,008	28,512	38,016	57,024	85,536	114,048
150 Tray (18 high)	10,800	21,600	32,400	43,200	64,800	97,200	129,600
CAPACITY - TURKEY/DUCK							
63 Tray (15 high)	7,560	15,120	22,680	30,240	45,360	68,040	90,720
93 Tray (15 high)	5,580	11,160	16,740	22,320	33,480	50,220	66,960
108 Tray (15 high)	6,480	12,960	19,440	25,920	38,880	58,320	77,760
126 Tray (15 high)	7,560	15,120	22,680	30,240	45,360	68,040	90,720
DIMENSIONS (165 SETTER)							
Width (mm)	1995	3440	3440	3440	3440	3440	3440
Depth (mm)	1750	1750	2450	3450	4850	7250	9650
Height (mm)	2844	2844	2844	2844	2844	2844	2844
Other trays (and stack heights) are available, including: 36, 42, 73, 84, 126, 140, 168 For machine dimensions with other trays, please request our individual data sheets.							

HATCHER MODEL	PTH56-PTH108	PTH120-PTH144	PTH180-PTH216	PTH240-PTH288	PTH360-PTH432
No. of Dollies	2	4	6	8	12
CAPACITY - CHICKEN					
165 Tray (165 basket 16 high)	10,560	21,120	31,680	42,240	63,360
54 Tray (165 basket 16 high)	10,368	20,736	31,104	41,472	62,208
82 Tray (165 basket 17 high)	11,152	22,304	33,456	44,608	66,912
132 Tray (132 basket 18 high)	9,504	19,008	28,512	38,016	57,024
150 Tray (150 basket 18 high)	10,800	21,600	32,400	43,200	64,800
CAPACITY - TURKEY/DUCK					
63 Tray (150 basket 15 high)	7,560	15,120	22,680	30,240	45,360
93 Tray (132 basket 15 high)	5,580	11,160	16,740	22,320	33,480
108 Tray (150 basket 15 high)	6,480	12,960	19,440	25,920	38,880
126 Tray (150 basket 15 high)	7,560	15,120	22,680	30,240	45,360
DIMENSIONS (165 HATCHER)					
Width (mm)	1995	3440	3440	3440	3440
Depth (mm)	2100	2100	2820	4150	5590
Height (mm)	2844	2844	2844	2844	2844
Other stack heights are available. For machine dimensions with other trays, please request our individual data sheets.					




primotechMax 94

FEATURES, DIMENSIONS & CAPACITIES

Built from the PrimoTech thermal platform, the Max-94 has the most manageable tray on the market developed to fulfil every criteria required by today's poultry professionals.

The 94 tray is available with or without stacking pillars, the latter of which can be stacked 18 high to achieve a capacity up to 162,432 eggs per setter. Performance is maintained at the higher density due to the enhanced air velocity and cooling system.



The tray is perfect for any size of operation, and with the reduced cost per egg is more affordable than standard tray systems. Savings are made from reducing the amount of machines to achieve the same set capacity, while reducing valuable building space.

ERGONOMICS:

Very easy to handle tray with the weight of only 94 eggs.

AUTOMATION:

Bi-symmetrical design means no issues at transfer or when loading trolleys.

HYGIENE:

Designed for sanitation and ease of cleaning.

EGG SECURITY:

Cradle profile designed for various egg sizes.

188 HATCHER BASKET:

Ideal for automated processes with two trays per basket.

SETTER MODEL	PT2	PT4	PT6	PT8	PT12	PT18	PT24
No. of Trolleys	2	4	6	8	12	18	24
CAPACITY							
94 Tray (16 high)	12,032	24,064	36,096	48,128	72,192	108,288	144,384
94 Tray (17 high)	12,784	25,568	38,352	51,136	76,704	115,056	153,408
94 Tray (18 high)	13,536	27,072	40,608	54,144	81,216	121,824	162,432
DIMENSIONS							
Width (mm)	1900	3250	3250	3250	3250	3250	3250
Depth (mm)	2150	2150	3079	4200	5830	8670	11470
Height (mm)	3117	3117	3117	3117	3117	3117	3117

HATCHER MODEL	PTH64-PTH72	PTH128-PTH144	PTH192-PTH216	PTH384-PTH432
No. of Dollies	2	4	6	12
CAPACITY				
94 Tray (188 basket 16 high)	12,032	24,064	36,096	72,192
94 Tray (188 basket 17 high)	12,784	25,568	38,352	76,704
94 Tray (188 basket 18 high)	13,536	27,072	40,608	81,216
DIMENSIONS				
Width (mm)	1995	3440	3440	3440
Depth (mm)	2300	2300	3060	5830
Height (mm)	3117	3117	3117	3117

superclassic[™]

DUAL PURPOSE FIXED-RACK INCUBATION


The most advanced fixed-rack setter on the market with increased performance and capacity, and a simplicity of operation using the Eclipse™ control.

With advanced airflow and interlocking panels to achieve excellent thermal uniformity for the greatest heat capture in the industry.

Lower your power consumption and improve your fixed-rack operation with the SuperClassic!



'zeropointsix'
PERFORMANCE



- Matches the same footprint as the standard Classic for simple replacement.
- High capacity with up to 100,980 eggs.
- Dual-zone control with six or eight fan assemblies and high capacity cooling coils.
- Each fan unit has a heating capacity of 1,200 watts (9.6kW for the entire machine).
- Highly uniform turning operated by up to 12 individual 24V DC actuators.
- Increased cabinet strength using interlocking PIR panels with a fire-rated insulation core.
- Dual purpose system capable of multi-stage or single-stage operation.
- EcoMist™ humidity spray system.

SETTER MODEL	SC306	SC408	SC612
No. of Racks	18	24	36
CAPACITY			
165 Tray (17 high)	50,490	67,320	100,980
54 Tray (17 high)	49,572	66,096	99,144
DIMENSIONS			
Width (mm)	3798	3798	3798
Depth (mm)	3390	4470	6604
Height (mm)	3220	3220	3220

HATCHER MODEL	PTH102	PTH204
No. of Dollies	3	6
CAPACITY		
165 Tray (165 basket 17 high)	16,830	33,660
54 Tray (165 basket 17 high)	16,524	33,048

The fans, turning and cooling systems that are standard on the SuperClassic are available as separate upgrades to increase the performance and extend the life of existing (standard) Classics.

CONTROLS, ALARMS & MONITORING SYSTEMS

EmTech has developed a range of control, alarm and monitoring systems to suit all requirements and budgets. With a simplicity of operation that only years of hatchery experience can achieve.

voyager™

HATCHERY MONITORING

Our premier central monitoring and control system that allows complete management of the entire hatchery process.

A sophisticated and powerful SCADA system with connection to Eclipse™ to allow full control of all functions.

Provides detailed log data and trend graphics for setters, hatcher, and other connected equipment.



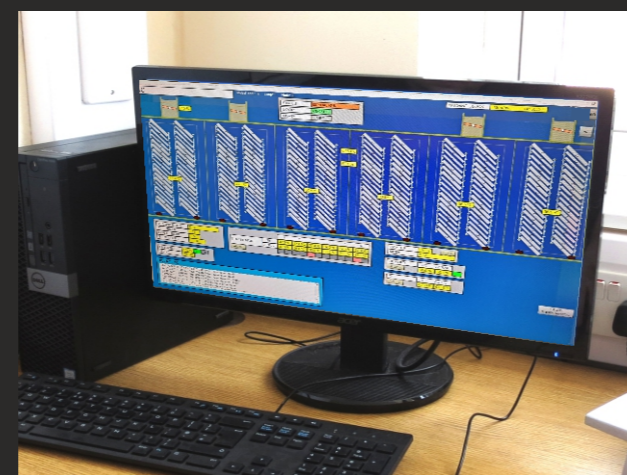
discovery™

ALARM SYSTEM

Our PLC system with the ability to connect with more than 200 incubators or service equipment.

Easy-to-use system highlights all connected equipment in alarm condition, with a large colour touchscreen displaying a plan view of your hatchery.

Operates together with our Voyager™ monitoring system to communicate the specific alarm condition.



eclipse™

INCUBATION CONTROL

Our premier system based on a PLC platform for the ultimate control and efficiency. A highly intelligent and flexible 20-stage program capability helps the operator fine-tune the incubation process by constantly analysing the environment.

The interface has a user-friendly and high-quality touchscreen, and can be operated manually or in fully automatic mode to harness the system's power and functionality.

In automatic mode the Eclipse™ uses its intelligence to apply the required rate of air intake against the precise requirements of the embryos respiratory needs, while achieving the necessary weight-loss targets.

PID temperature control anticipates the rate of heating and cooling by closely monitoring the heat load trend over a period of time. The system uses industry standard modular components for easy and cost-effective maintenance.

envirosafe[™]

HATCHERY SERVICES UNIT

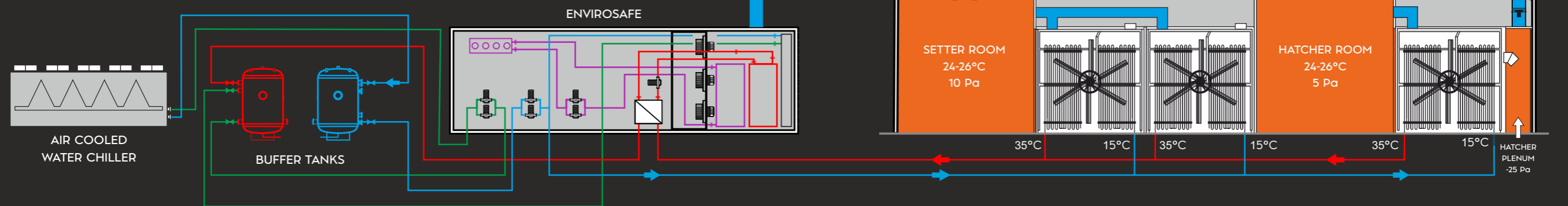


The EnviroSafe[™] is a packaged and pre-tested HVAC system that offers all the necessary services for hatcheries with incredible energy efficiency. Supplied pre-assembled, it's ideal for providing extra capacity to new or existing systems, without the expense of replacing old equipment. The system is managed by the Eclipse[™] Control and supports 'zero-point-six' incubator performance.



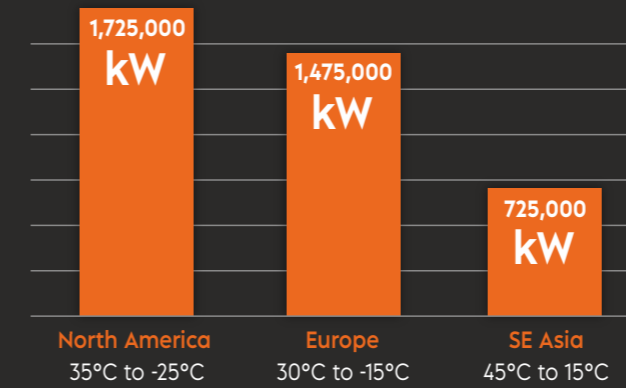
SAFE MEANS SAFE . . . WE'VE GOT YOU COVERED!

The main concern with any packaged HVAC system is the risk of component failure due to 'putting all eggs in one basket'. The EnviroSafe[™] addresses this with 100% TRUE REDUNDANCY. You are protected every day with dual-capacity pumps for both the machine chilled water circuit and the chillers themselves. Additionally, the supply and return water are capable of supplying sufficient water for the entire circuit at any time, avoiding excessive use of single-head pumps. Finally, the fan configurations also have built-in redundancy. A 'SAFE' solution from the time it's switched on. If any component fails . . . we've got you covered.



TYPICAL ANNUAL ENERGY SAVINGS

Based on one million eggs set per week



The above chart shows typical energy savings achieved from the Heat Recovery System. This is FREE ENERGY that represents significant savings . . . even in tropical climates!



ADDITIONAL SECURITY

The EnviroSafe[™] houses a spacious plant room with easy access to the controls, pumps, valves, heaters and glycol top-up. This allows the ability to maintain or repair critical components.



HATCHERY DE-HUMIDIFICATION

For effective de-humidification the air temperature needs to be reduced for moisture to condense. This physical cooling often incurs high energy costs because the air has to be heated to the required room conditions. With the EnviroSafe's Heat Recovery, the cost of de-humidification and reheating can be reduced by up to **33%**

The diagram below shows the cyclical flow of water through the chiller, pumps and fans, and onto the incubators. The resulting warmed water returns through the heat exchanger and back to the chiller and tanks.

airsafe™

AIR HANDLING SYSTEM



The highly experienced team at EmTech pioneered and led the way in educating the poultry industry on the potential of ventilation systems for improving hatchery performance and reducing energy costs.

Incubators will only achieve maximum potential in a stable and consistent environment. Recognising this, EmTech designed a range of AirSafe™ air handling units to support the EnviroSafe™ system, as well as 'zero-point-six' incubator performance.

We offer a range of efficient and reliable solutions using the latest control and component technology. The modular design built to be positioned outside will save valuable building space and can be integrated into existing hatcheries. It can also be supplied in flat-pack form for hatcheries where access is difficult.

- Multiple direct drive fans for built-in redundancy and reduced maintenance.
- Precisely matches the demand for ventilation using EmTech's Variable Volume Control.
- Incorporates Primary Heat Recovery and high efficiency motors to minimise energy usage.
- Comprehensive range of heating options.

microtech™

GAME & LAB INCUBATION



EmTech's range of compact incubation systems are developed for laboratories, game bird and specialist poultry producers. Offered in two cabinet sizes with a range of trays and capacities from 650 eggs that can be used to incubate chicken, duck, turkey guineafowl, pigeon, partridge and pheasant. A combination setter/hatcher is also available for multi-stage operation. Each unit is fully built and tested... just plug in and go!

- High-quality fully sealed cabinet built using the same principles as our larger incubation systems, with food-safe steel panel exterior and stainless-steel 304 interior as standard (316 also available).
- Many fixtures designed for bio-security and ease of cleaning, such as the stainless-steel paddle frame. The setters also have a door-mounted inspection window for visibility.
- **EcoGem™** control system that's reliable and easy to operate (our premier Eclipse™ control is also available).
- Includes a highly efficient air and water atomization spray humidity system that prevents blocked nozzles.
- Single phase 230V 50/60Hz for connection to standard 15A supply.
- Multiple direct-drive fans for built-in redundancy.
- Precisely matches the demand for ventilation using EmTech's Variable Volume Control, designed for minimal operator intervention.
- Incorporates Primary Heat Recovery and highly efficient motors to minimise energy usage, with a comprehensive range of heating options.

Please request our separate brochure for details on available trays and capacities.



PROJECT PLANNING & UPGRADE SYSTEMS

EmTech are extremely proud to offer the highest performing products on the market, coupled with excellent after-sales support, maintenance and training.

Our vastly experienced team will work closely with customers during each stage of the project, beginning with the hatchery layout to the final commissioning. We will ensure your equipment performs to its maximum potential from day one as part of our 'first hatch commitment'.

We also make it quick and easy to order replacement parts worldwide via our customer service team.



PROJECT PLANNING & DESIGN

Constructing a hatchery requires considerable levels of thought and expertise to ensure it runs smoothly.

EmTech will help you make the right choices for optimising your operation, and will help prevent any disruptions to production or excessive expense with any future expansions.



MANAGEMENT AND TRAINING

Your hatchery project will be handled with the utmost respect to ensure it meets all specifications. We assign a project leader and management team to oversee the process from the date of order, to commissioning and training.

Engineering schematics are provided as part of the package, but more importantly, we take the time to ensure your personnel thoroughly understand the information. This can be achieved on-site, or remotely via online video conferencing using real-time data to maximise performance.

UPGRADES FOR EXISTING MACHINES

We offer the most comprehensive package of upgrade systems to improve the performance and extend the life of existing machines from other brands. When you have old machines underperforming, allow EmTech to breathe new life into them.

From advanced cooling and turning systems, to fully-built paddle fan frames, we can deliver new ways to keep your machines operating at peak levels of performance and efficiency.

**GIVE YOUR CHICKS
'zeropointsix'**

TurboSet™ & TurboHatch™

SINGLE-STAGE REPLACEMENT FAN FRAME SYSTEM

For improving the structure, fans, cooling, humidity and air delivery on Avida setters and hatchers.

The most efficient cooling system on the market that prevents the need to replace your entire setter or hatcher. A full 16 laterals allow the operator to run 17°C (62.6°F) chilled-water temperatures while controlling airflow accuracy.

FLOOR-TO-CEILING STABLE STRUCTURE

The ingenious stand-alone design means there will be no more flexing of cabinet panels supporting the structure.

Unnecessary vibration is also removed, immediately extending the life of your existing equipment.

MUCH LESS CONDENSATION


Condensation is enormously disruptive to the incubator environment. With the Turbo's unique ability to operate at a higher temperature, excessive coil condensation is greatly reduced and the efficiency of the cooling becomes far more predictable.

MORE STABLE WATER DELIVERY SYSTEM

With dual-valve, low and high water flow delivery systems that are less sensitive and more stable, customers can expect fewer burn-outs and reduced maintenance.


STAGED COOLING ABILITY

When paired with the Eclipse (or other controllers), the Turbo allows for staged cooling to conserve chilled water costs.



SELF-CENTERING FANS


No more "off-balance" fans creating excessive vibration or unusual airflow. The correct alignment means less wear on bearings, motors and fan blades. Airflow is precise, allowing for radically improved heat transfer. The fan blades also generate plenty of 'vertical airflow' to suit the larger surface of the egg and improve chick comfort.



MiniTurbo™ VF

APPLIED MODERNISATION FOR THE VF HATCHER

Our popular Turbo-Fan concept has now been adapted for use in vertical fan-frame hatchers to radically improve performance.



- Three-stage water delivery with up to 50% increase in cooling.
- Greater fan size with 18" pulley offers superior airflow and cooling efficiency.
- Operates with dramatic rise in chilled water temperature up to 17°C (63°F) creating far less condensation and reduced chiller energy consumption.
- Integrated safety door switch and fan fail alarm creates a safe environment for your staff and chicks.
- Energy efficient 3-phase roof mounted fan motor with VFD for power savings and optional basket drying.
- Permanently connected power and chilled water services.
- Simple replacement for out-dated fan systems, with stainless steel assembly and integral roof support.

TurnPlus™

FOR MULTI-STAGE CLASSICS

Get your angles right at every turn . . . with the 'Turn-Plus'. Angles are consistent and correct from set to transfer, guaranteeing optimum airflow throughout the incubator. Distributed turning ensures uniformity and correct embryo agitation.

Various control systems are available depending on compatibility. Or we can offer an independent controller that is suitable for any machine.

SIMPLEST TURNING IN MULTI-STAGE INCUBATION!



AcuTurn™

TO REPLACE AVIDA TOP OR BOTTOM TURNING, OR EXISTING ON-TROLLEY ACTUATORS



Most incubation systems when new will satisfy turning requirements. But turning that relies on a mechanical transfer system will gradually become less efficient through wear and tear. We avoid this by equipping each trolley with its own actuator electrically connected to the setter's control system, and capable of delivering 1000N operating force.



Each trolley will consistently maintain a turning angle of approximately 45° (irrespective of floor levels), and will provide correct angles on both sides of the trays without any slacking.

The control system varies the frequency of the turning throughout the incubation process, which can be especially important during the first week of incubation. Using sensors on each actuator allows for real-time input on the performance of each trolley, and can detect the correct position of trays to identify any faults. And in the rare event of a failure, only one trolley will be affected, unlike communal turning systems.

It also addresses a safety concern associated with 230VAC actuators used in older systems that risked electrocution from water penetration because the AcuTurn is 24V DC IP66 rated and able to withstand pressure washing.

The system is fully compatible with Gen 2 and Gen 3 controls that operate the trolley-turn identification and failure system. Controls can also be upgraded to our Eclipse™ Control System, or an independent controller that is suitable for any machine.

The AcuTurn is very easy to install. When replacing on-trolley actuators the wiring is a simple operation with a supplied interface module that connects into the existing trolley socket on the setter roof. Assemblies for larger setters can be wired into one communal enclosure.



AeroFlow™

MULTI-STAGE FAN SYSTEM


For various models including Classic, Newmark, Bekoto and Buckeye.



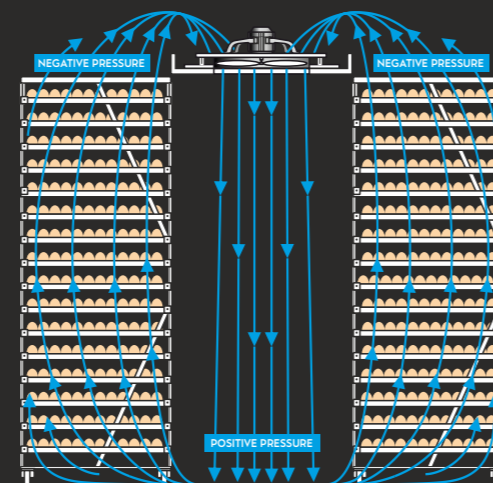
All corridor-based machines use the central corridor as what is effectively a pressure chamber to circulate air from the cooling/heating source throughout the lower racks and upwards in a circular fashion. Adequate vertical airflow is critical to uniformity. Heat transfer cannot occur if the air doesn't touch the egg, or is unable to carry air from the egg to the cooling/heating source for exchange.

EmTech has solved this common problem of the high-low temperature differentials for all central corridor platforms. Heat transfer at the later incubation stages has always been a challenge in this particular type of system, and by using this valuable upgrade you will 'close the gap'.

To test the ability to improve heat transfer we used cameras inside the incubator to compare thermal characteristics, and the results (available on request) were extremely conclusive.



- Bell-Mouth fan assembly allows smooth air intake with considerably less resistance than older systems with up to 25% greater air flow.
- Produces greater air pressure at the floor, promoting higher air velocities through the lower racks to improve heat transfer.
- Aluminium boards for bio-security, rigidity and longevity.
- Stainless steel protection grill and hinges for safe and secure mounting.
- Extremely efficient system with a high return on investment.
- Powerful impeller fans drive the re-circulated air to the floor, creating negative pressure at the top of the cabinet.



T3 Cooling™

FOR MULTI-STAGE CLASSICS

Energy efficient three-stage cooling with 24V and dual valve cooling per section that guarantees a 17°C water operating temperature, while reducing artificial humidity and coil condensation. When your eggs are getting hot and temperatures are out of balance, give them the "T3 Cooling" for the immediate stability of incubator conditions.



EcoMist™

HUMIDIFICATION SYSTEM

Our high-quality nozzle assembly mixes water and compressed air through an atomiser to produce a vapour-like mist. A reliable and efficient solution available to replace humidification systems in almost any setter or hatcher.

- Air and water operated, using potable water supply, with a non-drip stop valve and adjustable balance.
- Constructed using high quality stainless steel.
- Uses 50% less water and 30% less air compared to other spray humidifiers.
- Delivers 5.5 l/h @ 2.2 bar air pressure.
- Supplied as a complete machine kit or just the nozzle, with a self-cleaning version available on request.



NO MORE BLOCKED NOZZLES

emtech

HATCHERY SYSTEMS

"setting new standards"

Setting new standards in incubation technology with true performance systems, efficient parts service, and best-in-class temperature control.



EmTech Hatchery Systems, West 303 Business Park, Sparkford, Somerset BA22 7JJ, UK



+44 (0) 1460 240255



sales@emtech-systems.com



emtech-systems.com

