

**GM**

# 1980 PASSENGER VIN SYSTEM

TRUCK VIN DATA on reverse side

**TYPICAL VIN** \* 4 Z 5 7 3 A E 1 0 0 0 0 1

MAY BE PRESENT  
NOT PART OF VIN

POSITION NO

1 DIVISION CODE    2 SERIES    3 BODY TYPE    4 ENGINE CODE    5 A=1980 MODEL YEAR    6 PLANT CODE    7-13 PRODUCTION SEQUENCE NUMBER

## 1 DIVISION CODE

- 1-Chevrolet
- 3-Oldsmobile
- 5-GM Overseas
- 7-GM of Canada
- 8-GM Overseas
- 0-GM Overseas
- 2-Pontiac
- 4-Buick
- 6-Cadillac
- T-GMC (Cabrillero)
- 9-GM Overseas

## 2 CARLINE SERIES

### CHEVROLET

- B - Chevette
- MX-Citation
- J - Chevette Scooter
- K - Bel Air (Canada only)
- L - Impala
- M - Monza, Monza 2+2
- N - Caprice Classic
- P - Camaro
- R - Monza 2+2 Sport
- S - Camaro Berinetta
- T - Malibu
- W - Malibu Classic
- W - El Camino
- Z - Corvette
- Z - Monte Carlo

### OLDSMOBILE

- B - Omega
- D - Starfire SX
- E - Omega Brougham
- G - Cutlass Salon, Cutlass Cruiser
- H - Cutlass Cruiser Brougham
- J - Cutlass Salon Brougham
- K - Cutlass Calais
- L - Delta 88
- M - Cutlass Supreme Brougham
- N - Delta 88 Royale
- P - Custom Cruiser
- R - Cutlass Supreme, Cutlass LS
- T - Starfire
- V - 98 Luxury
- X - 98 Regency
- Y - Delta 88 Royale Brougham
- Z - Tornado Brougham

### GMC TRUCK

### & COACH

- W - Caballero
- GM
- CANADA ONLY
- B - Acadian
- J - Acadian S
- K - Laurentian
- N - Parisienne

### PONTIAC

- D - LeMans
- E - Sunbird
- F - Grand LeMans
- G - Grand Am
- H - Grand Prix SJ
- J - Grand Prix
- K - Grand Prix LJ
- L - Catalina
- M - Sunbird Sport
- N - Bonneville
- R - Bonneville Brougham
- S - Firebird
- T - Firebird Esprit
- V - Firebird Formula
- W - Firebird Trans Am
- Y - Phoenix
- Z - Phoenix LJ

### BUICK

- B - Skylark
- C - Skylark Limited
- D - Skylark Sport
- E - Century Special
- F - LeSabre Sport Coupe
- G - Century Sport Coupe
- H - Century Custom
- J - Regal
- K - Regal Sport Coupe
- L - Century Limited
- M - Regal Limited
- N - LeSabre
- P - LeSabre Limited
- R - LeSabre Estate
- S - Skyhawk
- T - Skyhawk S
- V - Electra Estate
- W - Electra Park Avenue
- X - Electra Limited
- Y - Riviera "S" Type
- Z - Riviera

### CADILLAC

- B - Fleetwood Brougham
- D - DeVille
- F - Fleetwood Limo
- L - Eldorado
- S - Seville
- Z - Commercial Chassis

## 3 4 BODY TYPE

- 07 - Coupe-2 Door Special Hatchback
- 37 - Coupe-2 Door Notchback Special
- 08 - Sedan-2 Door Hatchback
- 47 - Coupe-2 Door-Notchback Special
- 11 - Coupe-2 Door Sport
- 57 - Coupe-2 Door Notchback Special
- 19 - Sedan 4 Door-Notchback
- 68 - Sedan-4 Door-Hatchback
- 23 - Sedan-4 Door Aux. Seat
- 69 - Sedan-4 Door-Notchback
- 27 - Coupe-2 Door-Notchback
- 80 - Sedan Pick Up-2 Door
- 33 - Sed. 4 Dr. Aux. Seat-Ctr. Pt.
- 87 - Coupe-2 Door-Hardtop
- 35 - Sta. Wagon-4 Door
- 90 - Short Sill Cowl

## 5 PASSENGER ENGINE CODES

CODE	DISPL. (liters)	CARB	DIVISION USAGE	PRODUCING DIV.
A	3.8L	2BBL	1,2,3,4,T	4
F	4.3L	2BBL	3	3
M	5.0L	4BBL	1,2,3,4,T,7	1,7
J	4.4L	2BBL	1,T,7,2+	1,7
K	3.8L	2BBL	1,2,T,7	1
L	5.7L	4BBL	1	1
N	5.7L	DIESEL	1,2,3,4,6	3
P	4.3L	DIESEL	3	3
R	5.7L	4BBL	2,3,4	3
S	4.3L	2BBL	2,3	2
T	4.9L	4BBLT	1,2	2
V	2.5L	2BBL	1,2,3	2
W	4.9L	4BBL	2,4	2
X	5.7L	4BBL	2,4	4
Y	5.0L	4BBL	3	3
3	3.8L	4BBLT	1,4	4
4	4.1L	4BBL	4	4
5	2.5L	2BBL	1,2,3,4	2
6	5.7L	4BBL	1	1
6	6.0L	4BBL	6	6
7	2.8L	2BBL	1,2,3,4	1
8	5.7L	4BBL	1	1
8	5.7L	EFI	6	6
9,0	1.6L	2BBL	1,7	1
9	6.0L	DEFI	6	6

+-CANADA ONLY    EFI-ELECTRONIC FUEL INJECTION  
DEFI-DIGITAL ELECTRONIC FUEL INJECTION    T-TURBOCHARGED

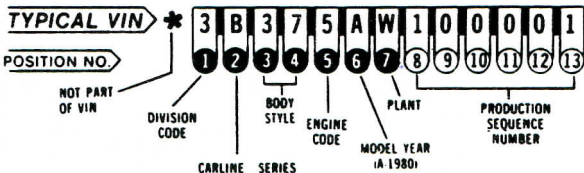
## 7 PLANT CODE

- |                     |                       |                      |                       |                      |
|---------------------|-----------------------|----------------------|-----------------------|----------------------|
| A - Lakewood GA     | H - Flint (Buick) MI  | R - Arlington TX     | Z - Fremont CA        | 5 - London Ont.      |
| B - Baltimore MD    | J - Janesville WI     | S - St. Louis MO     | 0 - Pontiac (GMC) MI  | 6 - Oklahoma City OK |
| C - Southgate CA    | K - Leeds MO          | T - Tarrytown NY     | 1 - Oshawa Ont.       | 7 - Lordstown OH     |
| D - Doraville GA    | L - Van Nuys CA       | V - Pontiac (GMC) MI | 2 - Ste. Therese PQ   | 8 - Shreveport LA    |
| E - Linden NJ       | M - Lansing MI        | W - Willow Run MI    | 3 - Detroit (Chev) MI | 8 - Fujisawa Japan   |
| F - Flint (Chev) MI | N - Norwood OH        | X - Fairfax KS       | 4 - Scarborough Ont.  | 9 - Detroit (Cad) MI |
| G - Framingham MA   | P - Pontiac (Pont) MI | Y - Wilmington DE    |                       |                      |

The information shown is correct at time of printing, but may be changed during model year.



# 1980 CITATION, PHOENIX, OMEGA & SKYLARK VIN SYSTEM



## 1 DIVISION CODE

1 - Chevrolet      2 - Pontiac      3 - Oldsmobile      4 - Buick

## 2 CARLINE/SERIES

CHEVROLET	PONTIAC	OLDSMOBILE	BUICK
H, X - Citation	Y - Phoenix Z - Phoenix LJ	B - Omega E - Omega Brougham	B - Skylark C - Skylark Limited D - Skylark Sport

## 3 - 4 BODY STYLE

08 - Sedan - 2 Door Hatchback      68 - Sedan - 4-Door Hatchback  
11<sup>o</sup> - Coupe - 2 Door Sport      69 - Sedan - 4 Door Notchback  
37 - Coupe - 2 Door Notchback

<sup>o</sup> For Chevrolet: H11 = Citation 2 Door Coupe,  
X11 = Citation 2 Door Club Coupe

## 5 ENGINE CODES

CODE	5	7
DISPLACEMENT (litres)	2.5L	2.8L
TYPE & CARB.	L4 - 2BBL	V6 - 2BBL
DIVISION USAGE	1, 2, 3, 4	1, 2, 3, 4
PRODUCING DIVISION	2	1

## 7 PLANT

T - Tarrytown, NY

W - Willow Run, MI

6 - Oklahoma City, OK

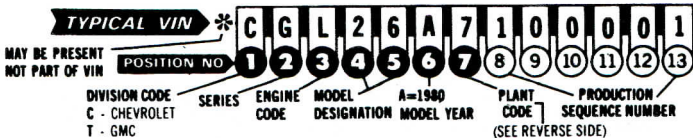
The information shown is correct at time of printing but may be changed during the model year.

General Motors Corporation, Consumer Relations & Service Staff  
GM Bldg. 13-102, Detroit, MI 48202, Litho in U.S.A. - 2/79



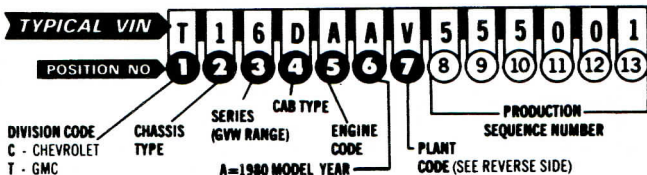
# 1980 TRUCK VIN SYSTEM

## LIGHT DUTY TRUCK



<p><b>2</b> SERIES</p> <p>C - CONVENTIONAL CAB* 106" L - LUV</p> <p>G - CHEVY VAN, SPORT VAN, VANDURA AND RALLY WAGON P - FORWARD CONTROL</p> <p>K - CONVENTIONAL CAB 4 X 4* 106" R - LUV 4 X 4</p> <p>* INCLUDING BLAZER, JIMMY AND SUBURBAN</p>	<p><b>4</b> MODEL</p> <p>1 - 1/2 TON</p> <p>2 - 3/4 TON</p> <p>3 - 1 TON</p> <p>4 - 1/2 TON W/HD SUSP.</p>																																																																						
<p><b>3</b> ENGINE CODES</p> <table border="1"> <thead> <tr> <th>CODE</th> <th>D</th> <th>G</th> <th>L</th> <th>M</th> <th>N</th> <th>P</th> </tr> </thead> <tbody> <tr> <td>DISPL. (liters)</td> <td>4.1L</td> <td>5.0L</td> <td>5.7L</td> <td>5.7L</td> <td>1.8L</td> <td>5.7L</td> </tr> <tr> <td>CARB</td> <td>2BBL</td> <td>2BBL</td> <td>4BBL</td> <td>4BBL</td> <td>2BBL</td> <td>2BBL</td> </tr> <tr> <td>DIVISION USAGE</td> <td>C,T</td> <td>C,T</td> <td>C,T</td> <td>C,T</td> <td>C</td> <td>C,T</td> </tr> <tr> <td>PRODUCING DIV.</td> <td>C</td> <td>C+</td> <td>C</td> <td>C</td> <td>++</td> <td>C</td> </tr> </tbody> </table> <table border="1"> <thead> <tr> <th>CODE</th> <th>R</th> <th>S</th> <th>T</th> <th>W</th> <th>X</th> <th>Z</th> </tr> </thead> <tbody> <tr> <td>DISPL. (liters)</td> <td>6.6L</td> <td>7.4L</td> <td>4.8L</td> <td>7.4L</td> <td>6.6L</td> <td>5.7L</td> </tr> <tr> <td>CARB</td> <td>4BBL</td> <td>4BBL</td> <td>1BBL</td> <td>4BBL</td> <td>4BBL</td> <td>DIESEL</td> </tr> <tr> <td>DIVISION USAGE</td> <td>C,T</td> <td>C,T</td> <td>C,T</td> <td>C,T</td> <td>C,T</td> <td>C,T</td> </tr> <tr> <td>PRODUCING DIV.</td> <td>C</td> <td>C</td> <td>C</td> <td>C</td> <td>C</td> <td>+++</td> </tr> </tbody> </table> <p>+ OR GENERAL MOTORS OF CANADA</p> <p>++ MANUFACTURED BY ISUZU MOTORS LTD.</p> <p>+++ OLDSMOBILE</p>	CODE	D	G	L	M	N	P	DISPL. (liters)	4.1L	5.0L	5.7L	5.7L	1.8L	5.7L	CARB	2BBL	2BBL	4BBL	4BBL	2BBL	2BBL	DIVISION USAGE	C,T	C,T	C,T	C,T	C	C,T	PRODUCING DIV.	C	C+	C	C	++	C	CODE	R	S	T	W	X	Z	DISPL. (liters)	6.6L	7.4L	4.8L	7.4L	6.6L	5.7L	CARB	4BBL	4BBL	1BBL	4BBL	4BBL	DIESEL	DIVISION USAGE	C,T	C,T	C,T	C,T	C,T	C,T	PRODUCING DIV.	C	C	C	C	C	+++	<p><b>5</b> BODY TYPE</p> <p>2 - CHASSIS COWL</p> <p>3 - CHASSIS CAB</p> <p>4 - CAB &amp; PICK-UP BOX OR VAN WITH HI-CUBE BOX</p> <p>5 - VAN &amp; PANEL</p> <p>6 - SPORT VAN, RALLY WAGON, SUBURBAN</p> <p>7 - MOTOR HOME CHASSIS</p> <p>8 - UTILITY (BLAZER, JIMMY)</p>
CODE	D	G	L	M	N	P																																																																	
DISPL. (liters)	4.1L	5.0L	5.7L	5.7L	1.8L	5.7L																																																																	
CARB	2BBL	2BBL	4BBL	4BBL	2BBL	2BBL																																																																	
DIVISION USAGE	C,T	C,T	C,T	C,T	C	C,T																																																																	
PRODUCING DIV.	C	C+	C	C	++	C																																																																	
CODE	R	S	T	W	X	Z																																																																	
DISPL. (liters)	6.6L	7.4L	4.8L	7.4L	6.6L	5.7L																																																																	
CARB	4BBL	4BBL	1BBL	4BBL	4BBL	DIESEL																																																																	
DIVISION USAGE	C,T	C,T	C,T	C,T	C,T	C,T																																																																	
PRODUCING DIV.	C	C	C	C	C	+++																																																																	

## MEDIUM & HEAVY DUTY TRUCK



<p><b>2</b> CHASSIS TYPE</p> <p>0 - 2 X 0</p> <p>1 - 4 X 2</p> <p>3 - 6 X 2</p> <p>4 - 6 X 4</p>	<p><b>3</b> SERIES (GVW Range) (Glider)</p> <p>4 - 16,001-20,000</p> <p>5 - 13,800-18,500</p> <p>6 - 16,000-25,000</p> <p>7 - 19,200-32,800</p> <p>8 - 23,100-32,700</p> <p>9 - 25,900-44,800</p> <p>6 - 33,700-41,000</p> <p>7 - 35,400-50,000</p> <p>8 - 40,300-50,000</p> <p>9 - 42,800-66,000</p>	<p><b>4</b> CAB TYPE</p> <p>C - 92.75" BBC CONVENTIONAL</p> <p>D - 97.5" BBC CONVENTIONAL</p> <p>E - 108" BBC CONVENTIONAL</p> <p>F - 116" BBC CONVENTIONAL (SFA)</p> <p>G - 116" BBC CONVENTIONAL (SBA)</p> <p>K - 54" BBC ALUMINUM TILT</p> <p>L - 86" BBC ALUMINUM TILT</p> <p>N - 71.75" BBC STEEL TILT</p> <p>P - BUS CHASSIS FLAT BACK COWL</p> <p>T - CHASSIS ONLY</p>	<p><b>5</b> ENGINE CODES</p> <p>A - GM 350 2BBL V8 GASOLINE</p> <p>B - GM 366 4BBL V8 GASOLINE</p> <p>C - CUMMINS NTC-230, 290, 300, 350, 400 DIESEL</p> <p>D - GM 4-53T DIESEL</p> <p>E - GM 427 4BBL V8 GASOLINE</p> <p>F - GM 8.2N DIESEL</p> <p>G - GM 8.2T DIESEL</p> <p>H - GM 8V-71 DIESEL</p> <p>I - GM 6-71N, 6-71T INLINE DIESEL</p> <p>J - GM 6V-92T DIESEL</p> <p>K - GM 8V-92T DIESEL</p> <p>N - CUMMINS VT225 DIESEL</p> <p>R - CATERPILLAR 3406 DIESEL</p> <p>S - GM 454 4BBL V8 GASOLINE</p> <p>T - GM 292 1BBL INLINE 6 GASOLINE</p> <p>V - GM 6V-53T DIESEL</p> <p>X - GLIDER KIT LESS ENGINE</p> <p>Y - CATERPILLAR 3208 DIESEL</p>
--	---	---	--