



Welcome!



Helen Wheels RV Rental

20202 66th avenue, Langley,
BC V2Y 1P3 CA

📞 | 778-548-7272

✉ | helen@helenwheels.ca



Welcome

Welcome



This guidebook is your friendly assistant. It has everything you need to know about the vehicle, plus hints and tips to help you have the best possible journey. It's like having me "virtually" by your side, showing you things like:

- Where to pick up the keys
- How to contact me
- How everything works in the vehicle
- How to set up camp
- How to find eternal happiness

Well maybe not that last one, but hopefully the trip will recharge your spirit and send you back home with renewed energy!

Important: please add the guide to your phone

When you first access this guidebook on your phone you'll notice a prompt to add it to your home screen. This is highly recommended. It's faster, easier to access, and available if you're ever offline without reception. If you didn't see the prompt to add it to your phone, then be sure to open the guide link in your full web browser, you may need to long press the link and then select "Open in Safari/Chrome".

You can also print or save a PDF

Helen Wheels RV Rental

20202 66th avenue, Langley, BC V2Y 1P3 CA

778-548-7272 | helen@helenwheels.ca

If you would like to print certain pages ahead of travelling, or if you'd like to save a PDF to your device, just tap the print button above. It won't print right away, but will create a PDF which you can save or print.

What's next?

Run through the guide and make sure you're familiar with how to use it. And then kick back, unwind, have fun, and enjoy your trip!

About Me



[Helen McCready, CSA](#) - Casting Director for independent films & television series

A Canadian citizen, I began working as an actor in 1988 in Vancouver, British Columbia. I started out on the hit TV show "21 Jump Street" as well as assisted in extra casting at the Denise Love Talent Agency. I moved to Arizona in 1994 where I continued my career working as a casting director assistant. In 1999, I launched Helen McCready Casting in Phoenix, Arizona and eventually moved to Los Angeles, California. My success as a casting director has continued with Director Sam Mendes "Away We Go" and many other projects including Meryl Streep's 2009 "It's Complicated".

Helen Wheels RV Rental

20202 66th avenue, Langley, BC V2Y 1P3 CA

778-548-7272 | helen@helenwheels.ca

As a semi-retired casting director, with four projects in development, I decided to enjoy the world of the RV life. Extremely excited to take on this latest adventure! I look forward to meeting you and hope you will enjoy my RV as much as I do.

Helen Wheels RV Rental

20202 66th avenue, Langley, BC V2Y 1P3 CA

778-548-7272 | helen@helenwheels.ca

Info Required From You

Pre-Arrival Guest Information



I will need you to provide the following guest information before arrival:

- All Guest Names
- Who will be driving the RV
- List of experience driving an RV

You may do this through the RV app where you rented it from.

Helen Wheels RV Rental

20202 66th avenue, Langley, BC V2Y 1P3 CA

778-548-7272 | helen@helenwheels.ca

Add This Guide To Your Phone

How to Add to Your Phone



When you first access this guidebook on your phone you'll notice a prompt to add it to your home screen. **This is highly recommended.** It's faster, easier to access, and available if you're ever offline or without reception.

Following the prompt will add an app icon to your phone. It's just like any other app, but without you needing to download anything or sign in!

Having Trouble Adding to Your Phone?

You should see a pop up prompt on your phone when you first load the guide, whether that's from an email or a text you've received. Just follow the instructions in the prompt to add to your phone

If you are using an iPhone then you must use Safari and if you're on Android then Chrome is the best choice for the easiest installation.

Helen Wheels RV Rental

20202 66th avenue, Langley, BC V2Y 1P3 CA

778-548-7272 | helen@helenwheels.ca

If you didn't see the prompt to add it to your phone, then be sure to open the guide link in your full web browser, you may need to long press the link and then select "Open in Safari/Chrome".

Don't See a Prompt to Add?

Sometimes the prompt to add the app to your phone won't appear. This is usually due to a phone setting. But there's an easy way around that!

If you open the link from your email, some phones are set to use a website preview mode rather than a regular browser like Safari or Chrome. In those cases the add to home screen option doesn't always work (although the guide itself still works perfectly fine).

This isn't something we can control since it's down to the individual phone and app settings. **However**, there's usually an easy fix, simply long press the link and then select "Open in Safari/Chrome". This will then reveal the add to home screen prompt.

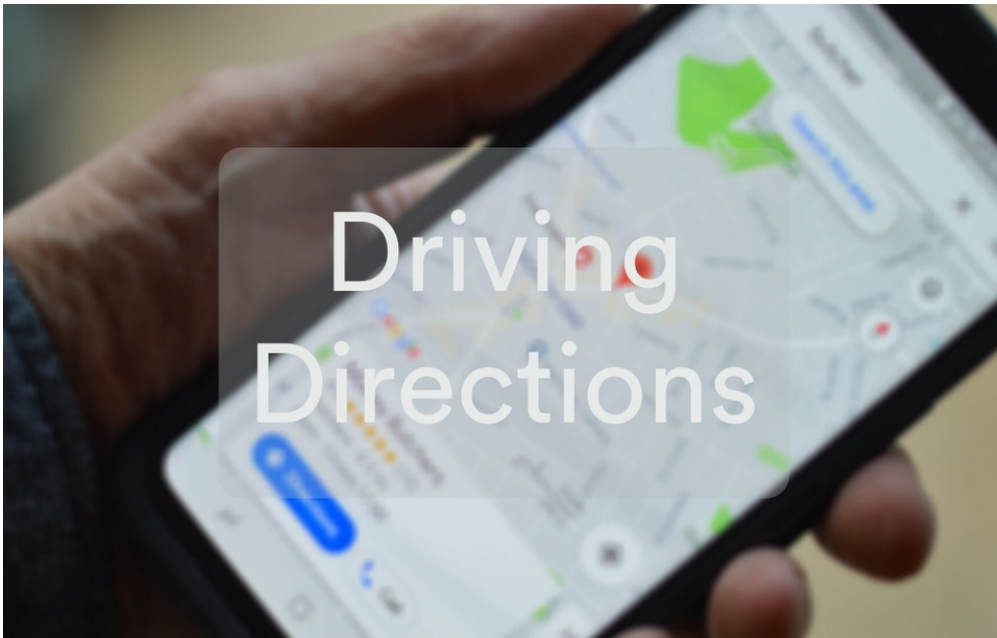
Helen Wheels RV Rental

20202 66th avenue, Langley, BC V2Y 1P3 CA

778-548-7272 | helen@helenwheels.ca

Driving Directions

Driving Directions



The **easiest way to navigate** is to click or tap "MAP" on the bar right at the bottom of your screen. Once on the map you will see the blue home icon. This is where you will pick up the RV unless we have made other prior arrangements. Simply click it and then click "get directions". It will open Google Maps and the end point (the pick-up address) will be filled in. You simply need to type in your starting point.

Helen Wheels RV Rental

20202 66th avenue, Langley, BC V2Y 1P3 CA

778-548-7272 | helen@helenwheels.ca

Don't Forget To Bring

Don't Forget to Bring



Please check the "What I Provide" section to help you decide what extras to pack. Here is a suggested list of essentials to bring:

- Personal toiletries - Toilet paper will be provided
- Dog supplies including a towel to clean their wet feet
- Rain boots and/or hiking boots
- Driver's license and/or passport
- A really good book
- Playing cards & games
- Slippers for inside to help us keep things clean :)
- Groceries
- A sense of adventure and a love of the outdoors!

Helen Wheels RV Rental

20202 66th avenue, Langley, BC V2Y 1P3 CA

778-548-7272 | helen@helenwheels.ca

What I Provide

What I Provide



I provide a lot of what you'll need, but certainly not everything. Please use this when you are deciding what to bring with you. I will provide:

- RV toilet paper, hand soap
- Bath towels (4), hand towels (4),
- Bedding, pillows for queen bed and dining area bed
- Correlle dishes, mugs, silverware (all service for 4)
- Pots and pans, microwave cookware
- Keurig Coffee Machine
- 3 mixing bowls, strainer, spatula, whisk, spoon, wine opener
- Oven mitts dish towels, measuring cups/spoons
- Septic tank treatment
- Cargo hitch rack (500 lbs limit)

Helen Wheels RV Rental

20202 66th avenue, Langley, BC V2Y 1P3 CA

778-548-7272 | helen@helenwheels.ca

Groceries

Groceries



The closest grocery store from the pick up location is Walmart located in the parking lot where we will be meeting to hand over the RV to you. (Unless you have chosen for me to pick you up).

Whether we are meeting or I am picking you up, you can always contact me ahead of time and I can pick up your groceries for you. You will have to provide me with a detailed grocery list with acceptable substitutes if you would like this service. The charge for this service is \$75.00. It will save you time and allow you to start your adventure sooner.

The fridge and freezer will be turned on the day ahead of your pickup and will be good and cold for you.

Helen Wheels RV Rental

20202 66th avenue, Langley, BC V2Y 1P3 CA

778-548-7272 | helen@helenwheels.ca

Pick-Up Time & Process

Pick-Up Time



Please let me know when you will be arriving in town. If you are flying in, please provide your arrival/departure flight info. I can make arrangements to pick you up at the airport and bring you to the motorhome. Alternatively, I can pick you up at your hotel if you've arrived the night before.

Helen Wheels RV Rental

20202 66th avenue, Langley, BC V2Y 1P3 CA

778-548-7272 | helen@helenwheels.ca

Pick-Up Process



There is about a 60 minute orientation before you can hit the road. The rig will be set up like camp and we will be closing it up and getting it ready to travel with you during your orientation. Please let me know of any travel delays that may affect your scheduled arrival time at the RV. **The orientation can't be skipped.**

If I am coming to you, we will find a place to pull over and go over the rig. It's important for you to be familiar with the rig before you venture out on you vacation. **The orientation can't be skipped.**

Reminder, you can access driving directions in the "Before You Leave Home" section. I can't stress how important it is to familiarize yourself with the directions before you leave. We don't want you tearing your hair out before arrival :)

If you are traveling to the USA, just a reminder to bring your passport!

Helen Wheels RV Rental

20202 66th avenue, Langley, BC V2Y 1P3 CA

778-548-7272 | helen@helenwheels.ca

Our Contact Details

Contacting Me

Should you need to contact me, whether it's about a delay or you're lost, please either phone, or text using the below details:

Helen's cell: 778-548-7272

Roadside Assistance



If you chose in insure through the app, the phone number for you is in the app. They will ask you for your booking #. It's easy to do!

Helen Wheels RV Rental

20202 66th avenue, Langley, BC V2Y 1P3 CA

778-548-7272 | helen@helenwheels.ca

Lockouts, flat tires, and emergency situations happen, and now you and the RV are protected. Coverage includes but not limited to:

- Unlimited towing
- Battery jump
- Lockout service
- Emergency fluid delivery
- Flat tire assistance
- Septic blockage removal
- Food spoilage protection
- Taxi reimbursement (this may vary - check on the app)
- Rental car for 2 days (this may vary - check on the app)
- Hotel accommodations (this may vary - check on the app)

Helen Wheels RV Rental

20202 66th avenue, Langley, BC V2Y 1P3 CA

778-548-7272 | helen@helenwheels.ca

Road Conditions

Road Conditions



Please be sure to check the road conditions before you book your RV camp stays. Dry camping (camping with no electricity or sewer) is not acceptable. No off-road travel with the RV.

Helen Wheels RV Rental

20202 66th avenue, Langley, BC V2Y 1P3 CA

778-548-7272 | helen@helenwheels.ca

Vehicle Specs

Specifications



LENGTH 23' 7" - 25' 10"

HEIGHT 11' 0"

GVWR 11,000 lbs

CHASSIS Ford

SLEEPING CAPACITY 2 to 3 adults or 2 adults & 2 kids

EXTERIOR STORAGE 15.1 cu. ft. - 45.4 cu. ft.

Automotive

This small but mighty Class B+ rides on the Ford® Transit chassis. This all-wheel-drive system coupled with AdvanceTrac® with RSC® (Roll Stability Control™) makes Compass AWD the first choice for driving in extreme weather conditions. Hill-start assist keeps you at ease as you drive on an incline, while the lane departure warning system and pre-collision assist with emergency braking system help keep your loved ones safe. Automatic high-

Helen Wheels RV Rental

20202 66th avenue, Langley, BC V2Y 1P3 CA

778-548-7272 | helen@helenwheels.ca

beam headlights and rain-sensing windshield wipers are also handy in adverse weather conditions.

SYNC® 3 Infotainment Center

Compass AWD features an 8-inch SYNC 3 touchscreen infotainment center with satellite radio, Sirius® tuner, and navigation. Audio controls on the steering wheel allow for hands-free control of the radio. Keep your favorite drinks at hand in the cup holders.

Helen Wheels RV Rental

20202 66th avenue, Langley, BC V2Y 1P3 CA

778-548-7272 | helen@helenwheels.ca

The Hitch

The Hitch

There is a 500 lbs heavy duty hitch mount cargo carrier permanently attached to the RV for extra storage space. 60"x24"x14.4".

Helen Wheels RV Rental

20202 66th avenue, Langley, BC V2Y 1P3 CA

778-548-7272 | helen@helenwheels.ca

Safety Information

What to do in an Emergency



For emergency services (ambulance, police, fire, or coastguard) please immediately call 911. Even without phone reception, 911 will work. Do not delay if you feel an emergency situation has arisen.

In case of a fire

- Exit as quickly as possible
- Ensure that all persons are accounted for
- Dial 911 and ask for 'FIRE'
- State your location
- Notify me once you're safe

Do not attempt to re-enter until a Fire Officer states that it is safe to do so.

Helen Wheels RV Rental

20202 66th avenue, Langley, BC V2Y 1P3 CA

778-548-7272 | helen@helenwheels.ca

First Aid Kit



There is a first aid kit in the glove compartment.

Helen Wheels RV Rental

20202 66th avenue, Langley, BC V2Y 1P3 CA

778-548-7272 | helen@helenwheels.ca

Location of Fire Extinguisher



The fire extinguisher is located on the right, just inside the door next to the sofa. Full instructions on how to use it are on the cylinder so please read them carefully.

Helen Wheels RV Rental

20202 66th avenue, Langley, BC V2Y 1P3 CA

778-548-7272 | helen@helenwheels.ca

Smoke Detector



There is a smoke detector which is checked regularly. It is located on the ceiling as you enter the RV. The smoke detector is very sensitive. If it goes off while you are using the stove, you should fan it with something and open the door until it shuts off. You also have the option to remove the battery in the unit until you are done cooking. **IMPORTANT:** Be sure to put the battery back into the smoke detector, once you are done cooking. In the event that you hear an alarm (other than while cooking) please exit the RV.

Helen Wheels RV Rental

20202 66th avenue, Langley, BC V2Y 1P3 CA

778-548-7272 | helen@helenwheels.ca

Smoking Policy

Smoking Policy



Please do not smoke/vape inside or near any of the windows or doors.

Helen Wheels RV Rental

20202 66th avenue, Langley, BC V2Y 1P3 CA

778-548-7272 | helen@helenwheels.ca

Breakages

Breakages



I understand that sometimes accidents happen! Should you break or damage anything, please let me know immediately so that we can take steps to repair or replace it.

You have left a deposit that will put a hold on those funds until the issue is resolved. Thank you!

Helen Wheels RV Rental

20202 66th avenue, Langley, BC V2Y 1P3 CA

778-548-7272 | helen@helenwheels.ca

Quiet Times

Quiet Times



Camping in the great outdoors is a lot of fun! However, the campgrounds are often full and you may have neighbors close by. As such, I ask that you respect their privacy and their right to a peaceful existence! Please don't walk through other campers' campsites. Additionally, between the hours of 10pm and 8am noise should be kept to a minimum and the generator should not be run.

Helen Wheels RV Rental

20202 66th avenue, Langley, BC V2Y 1P3 CA

778-548-7272 | helen@helenwheels.ca

Outdoor Space

BBQ / Grill



If you have chosen to add on the BBQ, I provide a clean gas grill that can be attached to the RV propane. The grill is kept in the outside storage hitch in the rear. If you are going to be out for an extended amount of time, you may want to pick up another bottle or two. There is a grease trap that needs to be emptied after each use. Please do not put down the drain inside the RV. I have utensils for it in the drawers below the queen bed. **Please clean after each use.**

Helen Wheels RV Rental

20202 66th avenue, Langley, BC V2Y 1P3 CA

778-548-7272 | helen@helenwheels.ca

Outside Floor Mat, Chairs & Tables



There are 2 blue/grey chairs and 1 dark blue chair. There are 2 small, fold up tables. There is also one large carpet/mat to lay out in front of the door. This helps keep sand and other debris outside the camper. These items are found in the large compartment on the driver's side.

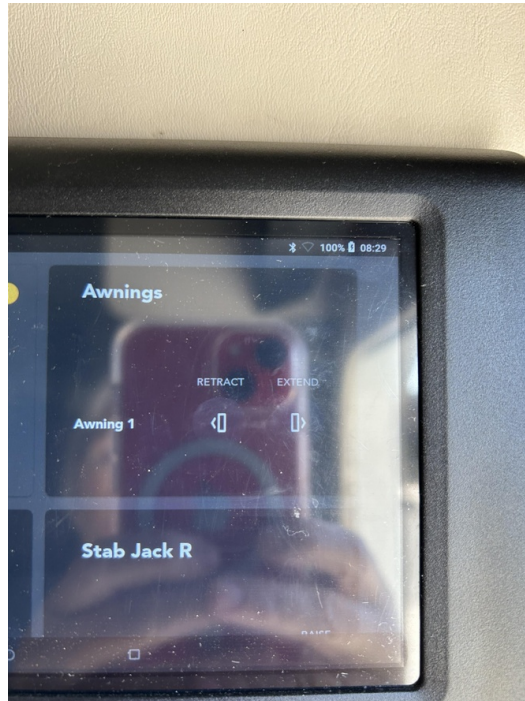
Note: Please put the chairs in at night to ensure you have dry seats the next day! Also, if you strap them shut it helps for stowing and retrieving them.

Helen Wheels RV Rental

20202 66th avenue, Langley, BC V2Y 1P3 CA

778-548-7272 | helen@helenwheels.ca

Awning Usage



The awning is very expensive to repair or replace if damaged. You decide if you want to use, but be forewarned, you use the awning at your own risk. Your insurance policy might not cover it and you will still be responsible for it. It can get very windy in the outdoors! It's extremely important to retract the awning before bed or if it happens to be a windy day.

Note: No fires under the awning!

You must push the slider out before extending the awning. See SLIDER AND MINI COMPUTER for more detailed instructions.

For the awning, once the engine is shut off, the awning buttons will now be clear to use. (You may have noticed the yellow !). The awning will not extend or retract when the RV is running.

Helen Wheels RV Rental

20202 66th avenue, Langley, BC V2Y 1P3 CA

778-548-7272 | helen@helenwheels.ca

Storage



Beginning with the drivers side front and going around the back to the passenger front side are the following compartments:

- Propane (You will need to turn it on to use it)
- One long compartment connected (floor mat)
- Sewer connections
- Sewer and hose storage / electrical plug in storage / tire leveler
- Back rear hitch storage (gas grill & gas fir pit if rented)
- Generator storage
- Propane hook-up
- Extra storage space - broom/dust pans etc.

Helen Wheels RV Rental

20202 66th avenue, Langley, BC V2Y 1P3 CA

778-548-7272 | helen@helenwheels.ca

Kitchen

Microwave/Convection Oven



*NOTE: You cannot run more than one outlet at time or it will trigger the breakers to shut off.

The microwave works just like the one at home. You need to be on electricity or the generator to use it. There are a couple of microwave cookware items inside it.

The convection oven is a bit more challenging. I have successfully baked biscuits and cornbread. You must use the metal rack when using the convection oven. General rule of thumb is 25°F baking temperature less and 5 minutes less baking time.

Helen Wheels RV Rental

20202 66th avenue, Langley, BC V2Y 1P3 CA

778-548-7272 | helen@helenwheels.ca

Stove/Cooktop



There are 2 gas burners. Make sure you lift and store the glass top on the back wall. Turn the knob of whichever burner you want to use to start/lite. Then turn the far left sparker knob clockwise. If it doesn't start right away, shut the burner off to let the gas dissipate. Then try again. Let the stove cool completely before putting the glass cover back on.

Note: The smoke detector is very sensitive. Even with the fan above the stove and the fan in the living room open it goes off sometimes. I just wave something near it and it stops. I think it helps to have the little window by the stove open too.


Helen Wheels RV Rental

20202 66th avenue, Langley, BC V2Y 1P3 CA

778-548-7272 | helen@helenwheels.ca

Bathroom & Shower

Bathrooms & Showers



Toilet: The water pump must be on to flush the toilet. To flush the toilet you have to use the foot pedal.

Shower: I find that the hot water does NOT stay hot for very long. I tend to use the showers at the RV Camp sites, However, if you do use it, once you are wet, turn off the shower. Lather up, shampoo up then turn the water on, again. Rinse-Repeat as necessary. Remember, you might have a finite amount of water, and you definitely have a limited amount of room in the gray tank.

Note: Check the control panel to see how much fresh water you have in the tank before showering. Also also check the gray tank level. Good to be aware. If the RV is not perfectly level, the control panel will not be accurate.

Helen Wheels RV Rental

20202 66th avenue, Langley, BC V2Y 1P3 CA

778-548-7272 | helen@helenwheels.ca

Leveling It Up

Leveling It Up - Jacks



Once you have selected your campsite, go ahead and back in. If you need a spotter, have them stand to the back where you can see their signals. You must be able to see their hands and/or hear them clearly, so they can tell you to come back or stop, turn or straighten. Once you feel like you are in a good spot, get the level out of the top shelf above the drive/passenger seats. Lay it flat on the counter by the sink. Do the two bubbles show you level? If so, you can shut the rig off and prepare to put the slides out. If not, you need to get the orange squares out and put under the tires on the left or right depending on need. You are also looking front to back and should make adjustments.

The fridge will not work if the RV is not level. It is also not good for the slides to extend if not level.

Using the Jacks - The jacks are **NOT** to be used to lift/level the RV. This will damage them. Once leveled with the orange squares, lower the levels using the mini-computer.

Helen Wheels RV Rental

20202 66th avenue, Langley, BC V2Y 1P3 CA

778-548-7272 | helen@helenwheels.ca

When you enter the RV, up the stairs to your right will be a mini wall computer. The screen will be dark. Tap once to be on HOME screen. (Icon looks like a little house). Tap on the next icon down (Icon looks like a water drop). The icon turns orange in colour. The next icon down is SETTINGS. Tap on it and this is where you will adjust your jacks and extend the slider.

If a circle with a yellow ! point is lit up, the RV / motor is still running; RV must be shut off to be able to extend the jacks. When you are ready, push the "lower R" or "lower L" to lower the jacks. Once the jacks are on solid ground STOP! It is note worthy to mention, again, the jacks are NOT to be used for leveling the RV. This will damage the RV.

Helen Wheels RV Rental

20202 66th avenue, Langley, BC V2Y 1P3 CA

778-548-7272 | helen@helenwheels.ca

The Utilities

Electricity



Once you are level, get out the electrical cord if you are going to hook up to shore power. You will more than likely be using the 30 amp "bone" to hook up. Plug it in. Be careful to make sure the cord doesn't become a tripping hazard. Plug in as shown the the photo.

Helen Wheels RV Rental

20202 66th avenue, Langley, BC V2Y 1P3 CA

778-548-7272 | helen@helenwheels.ca

Furnace



The thermostat is located on the computer board, to the right of the steps, when you first enter the RV. I have it set to "off." When you want the heat to come on, touch the thermostat to bring it to life. Then choose heat. It is set to fire up at 60°F. It will come on and off. It runs on propane. The vents are directional and there is one in the living area; by the front door and over the bedroom area. There is another one in the bathroom. If you are away from the camper for the day, please just turn it off. You can adjust the temperature up or down as you see fit.

Helen Wheels RV Rental

20202 66th avenue, Langley, BC V2Y 1P3 CA

778-548-7272 | helen@helenwheels.ca

Sewer



If you are camping at a campground/RV park with full hookups, you will have to get the sewer hose out and hook it up. You will get the hose out of the driver's side storage door towards the back, along with the sewer rack, to ensure a downward flow of the water when dumping. The hose will be in a large green garbage bag.

You will see there is already a sewer cap attached inside the sewer area. This is to help you not get a "sewer shower", should you not attach the hose tight. Attach the hose and twist it on; not too tight or you may have trouble removing it. You will place the end with the clear elbow into the sewer hole at the park.

There is 5 gallons of water in both tanks (the black tank and the gray tank). Water is kept in it to keep the walls of the tanks clean - the motion of the water moving while driving the RV does a great job!

To empty the tanks, start with the black knob. This will be the toilet water. Pull so it extends fully. You will see the water come out. Once it is draining at a very slow pace, push in the black knob and pull out the grey knob. This will be your sink and shower water. It should drain soapy and somewhat clear, once it cleans the inside of the hose. Once it is draining at a very slow pace, push in the grey knob.

Helen Wheels RV Rental

20202 66th avenue, Langley, BC V2Y 1P3 CA

778-548-7272 | helen@helenwheels.ca

Water



You have two options with regard to water. You can fill the tank with fresh water or use city water. I prefer to use fresh water. The fresh water fill is on the driver's side towards the rear, just above the sewer connection. Attach the hose to the water spout in the campground. Attach the other end into either fresh water or city water. If fresh water, turn on hose and let it run until you see water spitting out of the hose. Turn on the water pump using the computer board. If city water, turn on faucet and leave it on. If you are using city water, **you are bypassing your fresh water tank**. The pressure from the city spigot will push water through the hose and throughout your rig when you turn on a faucet or flush. You **do not** need the water pump on.

If you have water hookups where you are camping you will use the blue water hose with the pressure regulator attached. You will hook one end of the hose to the water connection in the park and the other end of the hose to the city water hookup, on the driver's side of the RV, toward the back of the rig.

Helen Wheels RV Rental

20202 66th avenue, Langley, BC V2Y 1P3 CA

778-548-7272 | helen@helenwheels.ca

The Slide

The Slider and Mini Wall Computer



Once you are level front to back and side to side, you are hooked up to electricity, water and possibly sewer, you can push out the slide. Make sure that outside you have the clearance to extend it. Inside make sure there are no obstructions as you extend the slider. You have one slider on the driver's side.

Extending the Slider - The **RV must be running and the emergency brake must be on** for the slider to work. When you enter the RV up the stairs to your right will be a mini wall computer. The screen will be dark. Tap once to be on HOME screen.

Tap on the next icon down. This is your water tank. The water tank should be showing you have a full tank of fresh water.

Both the grey and black tank will show empty.

Helen Wheels RV Rental

20202 66th avenue, Langley, BC V2Y 1P3 CA

778-548-7272 | helen@helenwheels.ca

At the top of the screen is your water pump and tank heater. Touch each one to turn them orange. That means they are on.

The next icon is SETTINGS. Tap on it and this is where you will extend the slider.

If a circle with a yellow "!" point is lit either the RV is not running and/or the emergency brake is not fully engaged.

Push on the EXTEND button and hold it down until the slider is completely out.

It is completely out when it stops running and will not extend any further.

Shut off your engine.

For the awning, once the engine is shut off, the awning buttons will now be clear to use. (You may have noticed the yellow "!"). The awning will not extend or retract when the RV is running.

Helen Wheels RV Rental

20202 66th avenue, Langley, BC V2Y 1P3 CA

778-548-7272 | helen@helenwheels.ca

The Control Panel

Water Pump



Look on the left side of the computer panel. Tap the water icon to view water settings. If using fresh water, tap to turn on the **water pump**. Tap to turn on the **tank heaters**.

Helen Wheels RV Rental

20202 66th avenue, Langley, BC V2Y 1P3 CA

778-548-7272 | helen@helenwheels.ca

Water Heater



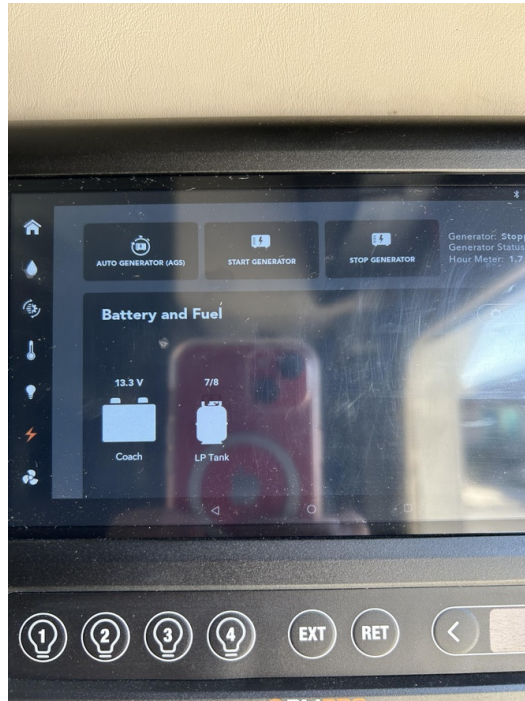
Be sure to tap the water heater to turn it on.

Helen Wheels RV Rental

20202 66th avenue, Langley, BC V2Y 1P3 CA

778-548-7272 | helen@helenwheels.ca

Generator



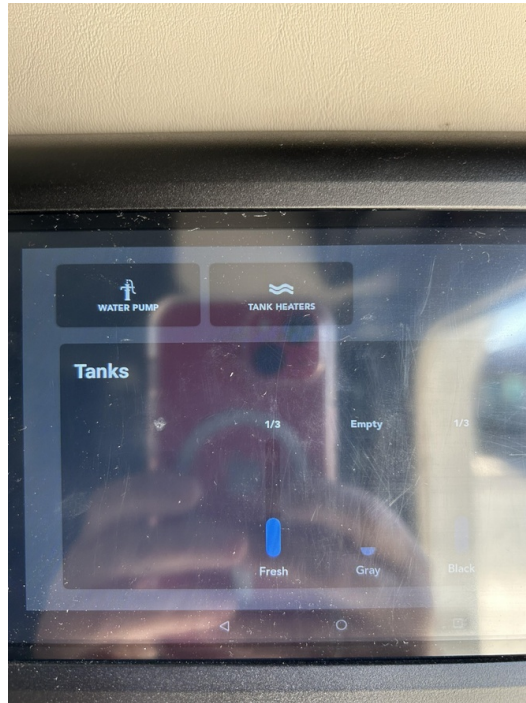
Generally, there is nothing you need to do with the generator. Should you need to use it, go to the mini computer panel. Tap the lightening bolt. You will then see the buttons to turn on the generator and also the life of your battery.

Helen Wheels RV Rental

20202 66th avenue, Langley, BC V2Y 1P3 CA

778-548-7272 | helen@helenwheels.ca

Tank Fill Level Indicators



The tank fill level indicator is not always accurate unless you are perfectly level. The way I know to add more fresh water is the taps will start spitting out (like air is getting into the pipes) This is the best indicator to fill it up, again. For both gray and black tanks when full, the sink or toilet will be draining very differently and very noticeably. You will be able to see the water backing up. **Do NOT** allow to over fill or you will have a big stinky mess on your hands.

Helen Wheels RV Rental

20202 66th avenue, Langley, BC V2Y 1P3 CA

778-548-7272 | helen@helenwheels.ca

The Awning

The Awning



Awnings can be an expensive repair. Should you end up using the motor homes awning and it becomes damaged for any reason, you will be responsible for the cost to replace or repair. The most common damage that occurs is when the awning is extended and it becomes a windy day. The wind will do severe damage to the awning! This could cost you thousands of \$\$ to repair! A good rule of thumb, is to not use the awning at all. Of course you do have the option to use it.

It is very important that you do not over extend the awning. Once the flap is out, please stop pushing the button. If you leave camp, please retract the awning. When you retire for the evening, please retract the awning.

Helen Wheels RV Rental

20202 66th avenue, Langley, BC V2Y 1P3 CA

778-548-7272 | helen@helenwheels.ca

Interior Preparations

Interior Preparations



If you plan on using the toilet and sinks while you travel back home, you will want to leave the water pump on.

Shut off the water heater.

Shut off the lights.

Put the ties back on the cupboards so items do not fall out when you start driving.


Helen Wheels RV Rental

20202 66th avenue, Langley, BC V2Y 1P3 CA

778-548-7272 | helen@helenwheels.ca

Slide and Jacks

Slide and Jacks



As a reminder, unless the awning is closed the slider will not open. It should have been closed from the night before but if you used it during breakfast the next morning you will need to close it, again.

Make sure the RV is running and the emergency break is on.

Make sure no items are blocking the slider from closing.

Use the mini-computer panel to retract the slider. Once retracted, go outside and look to see that it is all the way closed.

Raise the jacks all the way up. Once raised, go outside and make sure they are all the way up.

Helen Wheels RV Rental

20202 66th avenue, Langley, BC V2Y 1P3 CA

778-548-7272 | helen@helenwheels.ca

Exterior Preparations

Exterior Preparations



Turn on Fresh Water to refill Fresh Water Tank. You will want the water in the tank so you can still use the toilet and sink while you are driving back to town.

Disconnect hose and put it back into the compartment.

DO NOT UNPLUG ELECTRICAL UNTIL THE SLIDER IS RETRACTED.

Once the slider is retracted, unplug electrical cord and put it in the compartment.

Turn off the propane valve.

Sweep off the mat and then fold it up and put it into the large compartment.

Helen Wheels RV Rental

20202 66th avenue, Langley, BC V2Y 1P3 CA

778-548-7272 | helen@helenwheels.ca

Helen Wheels RV Rental

20202 66th avenue, Langley, BC V2Y 1P3 CA

778-548-7272 | helen@helenwheels.ca

Leveling Blocks

Leveling Blocks



The last thing you will do is the leveling blocks. Move the RV forward, slowly, until you have rolled off of the blocks. Pick up the blocks and stack them back into their bag. Put the bag in the sewer/hose compartment.

Helen Wheels RV Rental

20202 66th avenue, Langley, BC V2Y 1P3 CA

778-548-7272 | helen@helenwheels.ca

Dumping the Tanks

Dumping the Tanks

Sewer: Drain black and grey tanks as you did when you first arrived.

Even though the sewer hose is sitting on the rack, let gravity take control once you detach it from the RV, by holding the hose up higher than the drainage hole. Once it stops draining, put it back in the garbage bag and back into the compartment.

Put the sewer rack back into the compartment.

Put the cap back on the camping site's sewer hole.

Helen Wheels RV Rental

20202 66th avenue, Langley, BC V2Y 1P3 CA

778-548-7272 | helen@helenwheels.ca

RV Parks

Bella Pacifica Campground - Vancouver Island, BC

Located on beautiful, sandy MacKenzie Beach on the west coast of Vancouver Island, Bella Pacifica Campground is the destination of choice for families visiting Tofino and Pacific Rim National Park. The private oceanfront and wilderness setting enables you to experience the wonder of the Old Growth forests and the pristine beaches famous to the area.

Bella Pacifica has a variety of tenting and RV sites, each with their own picnic table and firepit. Advance reservations are required for summer camping and are recommended throughout the season.

Additional details about this place are available in the digital version of this guide.

Big Bend of the Colorado State Recreation Area

Situated on the shores of the Colorado River at Nevada's southern tip, Big Bend of the Colorado River includes about two miles of sandy shoreline. Because the park is downstream from Davis Dam, the river is clear and cool year round. Popular activities are camping, picnicking, boating, fishing, swimming, hiking and bird watching. The variety of waterfowl and shore birds that make this park home include mallards, coots, herons and geese. Hawks, roadrunners, quail, hummingbirds, doves and owls are also abundant in the park. The nearby town of Laughlin offers the amenities of a Nevada gaming town.

Additional details about this place are available in the digital version of this guide.

Helen Wheels RV Rental

20202 66th avenue, Langley, BC V2Y 1P3 CA

778-548-7272 | helen@helenwheels.ca

Fort Camping - Langley, BC



A stay at Fort Camping will put you and your family in the heart of some of the best that British Columbia and the Vancouver area has to offer. Whether it's fishing on the mighty Fraser River, going to see a show in downtown Vancouver, playing a round of golf at one of our many golf courses or a day trip to Victoria or Whistler, it's all easily accessible from Fort Camping.

Additional details about this place are available in the digital version of this guide.

Glacier Nalu Campground Resort - Alaska

Nalu means “wave” in Hawaiian, and the Glacier Nalu Campground Resort combines the stunning scenery of Alaska with the relaxed atmosphere of Hawaii. Whether you're traveling by RV or tent camping, this spacious, 12.5-acre park—surrounded by large spruce trees with a creek running through it—is perfect for couples or families who want to experience outdoor living.

Helen Wheels RV Rental

20202 66th avenue, Langley, BC V2Y 1P3 CA

778-548-7272 | helen@helenwheels.ca

Additional details about this place are available in the digital version of this guide.

Holcomb Valley Ranch - Big Bear, Southern Cali

Escape to Holcomb Valley Ranch, a unique campground in the Southern California mountains. A few miles from Big Bear Lake, encircled by thousands of acres of San Bernardino National Forest, our 400-acre oasis is a private ranch where rolling hills and stands of pine surround a meadow of roaming horses.

Additional details about this place are available in the digital version of this guide.

Malibu Beach RV Park - Malibu, Cali

From Malibu Beach RV Park

"Welcome to Malibu Beach RV Park, the only RV Park in the City of Malibu! We are open all year. Make Malibu Beach RV Park your Southern California RV vacation and tour headquarters. You'll find many famous sight seeing attractions are easily accessible. If you want to get away from it all - with some active sports mixed in - then Malibu Beach RV Park is the place. It has something extra to help make your stay most enjoyable."

Additional details about this place are available in the digital version of this guide.

Mission Bay RV Resort - San Diego, Cali

The largest man-made aquatic park of its kind in the world, Mission Bay beckons water sports enthusiasts to come enjoy. From kayaking and stand up paddle boarding to water skiing, sailing, kite surfing and everything in between, Mission Bay is an aquatic water playground without compare.

Helen Wheels RV Rental

20202 66th avenue, Langley, BC V2Y 1P3 CA

778-548-7272 | helen@helenwheels.ca

Whether you're a novice at water sports, or an experienced professional, there's something for every age and skill-level to enjoy in the water. De Anza Cove offers calm waters for young families and people of all ages. On land, families can bike ride, picnic, barbecue or celebrate with bonfires right next to the water.

Additional details about this place are available in the digital version of this guide.

Mosquito Creek Campground - Banff, AB

Located next to the Icefields Parkway in the heart of the Canadian Rockies, this campground is a good option for campers wanting a more authentic camping experience. Sites are available for tents or small RVs. Spectacular scenery, hiking trails and opportunities to view wildlife are close by. Don't be put off by the name of the campground. The mosquitoes are no worse here than in any other part of the park.

Additional details about this place are available in the digital version of this guide.

Oceanside RV Resort - Oceanside, Cali

Eager to camp near the beach? Oceanside RV Resort will overwhelm your senses with its perfect year-round climate and proximity to the Pacific Ocean.

Oceanside RV Resort offers beautiful accommodations with idyllic hillside sunrises and dramatic sunsets over the ocean. Enjoy a variety of full-hookup sites, free Wi-Fi and cable, game room, pool with spa, general store, bike rentals, and on-site laundry to make your stay ever so convenient.

Additional details about this place are available in the digital version of this guide.

Princeton Campground - Princeton, BC

Helen Wheels RV Rental

20202 66th avenue, Langley, BC V2Y 1P3 CA

778-548-7272 | helen@helenwheels.ca

The Princeton RV Park consists of 73 RV and tent sites located right beside the beautiful Similkameen River with easy access to the Highway 3 in either direction.

Additional details about this place are available in the digital version of this guide.

Santa Cruz Redwoods RV Resort - Felton, Cali

Santa Cruz Redwoods RV Resort is nestled in the California redwoods of the Santa Cruz Mountains. Situated on the beautiful San Lorenzo River and backed by Henry Cowell State Park, our clean and well maintained RV Park and campground offers guests a year round, family oriented place to relax or explore the outdoors. We welcome families, groups, and RV clubs of most sizes.

Additional details about this place are available in the digital version of this guide.

Sun Outdoors Gig Harbor - Gig Harbor, WA

Experience the scenic beauty of the Pacific Northwest at Sun Outdoors Gig Harbor, formerly known as Gig Harbor RV Resort. Our family-friendly resort has an amazing location in Gig Harbor, Washington, an area known as "the gateway to the Olympic Peninsula." It provides the perfect access to enjoy your RV lifestyle, whether you're just passing through or looking for long-term accommodations.

Additional details about this place are available in the digital version of this guide.

Helen Wheels RV Rental

20202 66th avenue, Langley, BC V2Y 1P3 CA

778-548-7272 | helen@helenwheels.ca

RV APPS - to plan your trip

Must Have RV APPS



[RV Parky](#) -

RV Parky is an RV Park directory built by a full time RV'er with the help of the RV community to help fellow RV'ers on the road. Here you can find information, images, and reviews for the most complete collection of RV Parks and campgrounds in the United States and Canada.

[CampSpot](#) -

Campspot **lists top-rated camping destinations** available for online booking in North America. Discover campgrounds big and small, RV parks, glamping, and more.

Helen Wheels RV Rental

20202 66th avenue, Langley, BC V2Y 1P3 CA

778-548-7272 | helen@helenwheels.ca

Instant Booking! No need to call the campground or wait for your booking to be accepted. We integrate directly with campground reservation systems to confirm bookings instantly.

Book all listed campgrounds on our app instantly — **no membership fee required!** Access to all of our campgrounds is completely free and open to the public.

Campendium - Find parks, free camping, National Parks, State Parks, National Forests, Daily News & Reviews

Weather Widget

Helen Wheels RV Rental

20202 66th avenue, Langley, BC V2Y 1P3 CA

778-548-7272 | helen@helenwheels.ca

Thank You

Thank You For Renting My Rig



Thank you for renting my RV, and I hope you enjoyed your adventure. If there were any issues with your experience, please don't hesitate to tell me, as I want to ensure I can resolve them for the next guest.

I love online reviews!

I'll send you a review request after you leave. All you need to do is give me a star rating, and write a sentence or two about what you liked the best during your stay.

Was it the tranquility? The peaceful, comfortable nights? Or maybe it was the list of local recommendations in this app?

If you are unable to leave me 5 stars, please don't hesitate to contact me first to let me know why - you are key to helping my next guests to have a wonderful time.

Helen Wheels RV Rental

20202 66th avenue, Langley, BC V2Y 1P3 CA

778-548-7272 | helen@helenwheels.ca

If you do leave a review, please let me know so that I can send you a Tim Horton's gift card as my way of thanking you! ***Gift cards only work in Canada***

Cheers!

Helen Wheels RV Rental

20202 66th avenue, Langley, BC V2Y 1P3 CA

778-548-7272 | helen@helenwheels.ca

Drop-Off Time & Process

Drop-Off Time



Drop-off time is a little flexible. The rental of the RV is based on 24 hours periods, like a car rental. The RV is due home on your due date at the same time as when you departed with it. You need to let me know if you are running behind. Please do your best to return on time so that I can prepare the RV for our next guests. Thank you!

Helen Wheels RV Rental

20202 66th avenue, Langley, BC V2Y 1P3 CA

778-548-7272 | helen@helenwheels.ca

Drop-Off Process



Before you return the motorhome, we would appreciate if you would take care of the following:

- Empty the black and gray waste tanks. Rinse hose.
- Empty all the garbage.
- Fill the propane tank.
- Fill the gas tank.
- Leave the beds unmade. No need to strip them.
- Place used bath towels in the shower.
- Wash all dirty dishes. Leave dishrag and dishtowels in sink.
- Sweep camper out.
- Package up your food from the fridge, freezer and pantry.

We hope you had a wonderful stay and wish you safe travels back home!

Helen Wheels RV Rental

20202 66th avenue, Langley, BC V2Y 1P3 CA

778-548-7272 | helen@helenwheels.ca

Find Us On Social

Our Social Pages



I'd love to see you over on my social page. Just click below to find our page and start following us!

[Facebook](#)

Instagram (coming soon)

I'll then keep you updated with news about new places to visit and discount coupons for your next trip!

Helen Wheels RV Rental

20202 66th avenue, Langley, BC V2Y 1P3 CA

778-548-7272 | helen@helenwheels.ca

Looking To Book Again?

How To Book Again



I would love to have you rent my vehicle again! And repeat guests do get a loyalty discount. Please keep my website close by :)

You can also book direct via my website, accessing the calendar. Submit your booking and send me a message that you would like to book, again. I will take 10% off your booking and send it back over to you!

www.helenwheels.ca

or through the app directly works, as well.

Cheers!

Helen Wheels RV Rental

20202 66th avenue, Langley, BC V2Y 1P3 CA

778-548-7272 | helen@helenwheels.ca

Exterior Inventory

Exterior Inventory

Broom
Auto wash mop
Small blue mat for inside RV
Connection hose for propane,
Dustpan and brush
Propane fire pit (Add-on)
Propane barbecue (Add-on)
3 outdoor chairs (Add-on)
2 end tables (Add-on)
2 sewer hoses
2 garden hoses
1 electrical hook up
1 sidewinder for sewer hose
8 level blocks/bag
1 large blue/shag mat for outside the RV steps
1 black and white 8 x 10 mat for outside RV

Helen Wheels RV Rental

20202 66th avenue, Langley, BC V2Y 1P3 CA

778-548-7272 | helen@helenwheels.ca

Interior Inventory

Interior Inventory

5 dish towels, 4 dishrags, 4 bath towels, 2 hand towels, 4 wash rags, Mexican blanket, cooler, 1 set of sheets for each bed, 2 pillows, 2 blankets, set of 4 silverware, steak knives, potato chip clips, cutting knives, garbage can, 2 lighters, set of oven, mitts, quarter-sauce pot, small pot, large frying pan, small frying pan, 2 aprons, set a 4 Corning Ware dishes (plates, bowls, side plates), 3 mixing bowls, 1 strainer, 2 cutting boards, multiple plastic storage containers with lids, 1 pitcher, 2 travel coffee mugs, utensil and utensil holder, napkin holder, 4 drinking cups, 1 dish mat, 1 sun cover, 1 Krueger coffee maker, 35 DVDs, 1 DVD player, cleaning supplies, disposable gloves for sewer hook-ups, measuring cups, microwave/convection oven dishes, flashlight, RV guide/instruction books.

Helen Wheels RV Rental

20202 66th avenue, Langley, BC V2Y 1P3 CA

778-548-7272 | helen@helenwheels.ca