



Main Event

- Challenge Scouts as they arrive to use their smartphones to find the most outlandish winter hats they can, or print pictures of various winter hats from the Internet and have Scouts vote on their favorite.
- Have some camping cook books available for Scouts to look through, featuring cold-weather meal ideas.
- Show Internet videos of snow cave or igloo construction. <https://www.youtube.com/watch?v=XOJQPz1s-1c>, <https://www.youtube.com/watch?v=1aSL9La5ivo>, <https://www.youtube.com/watch?v=Vdo840i922o>

OPENING IDEAS

[Link to Opening Ideas on Troop Program Resources](#)

GROUP INSTRUCTION IDEAS

(Refer to Chapter 18 in the [Fieldbook](#).)

Hypothermia and Clothing

- Define hypothermia. Explain the difference between mild and severe cases and discuss first aid for hypothermia.

Food is Fuel

- Have a discussion about why food is important during cold-weather activities. Emphasize that nutrition keeps us warm.
- In a brainstorming fashion, have the entire group list ideal foods for winter activities.
- Discuss the advantages of using a stove when camping on the snow, and how to build a cooking fire during snow events.

Snow Shelters

- Discuss the differences between three-season and four-season tents.
- Discuss why four-season tents are needed for freezing conditions.
- Compare ground pads and explain why ground insulation is essential during winter camping.

Safety and Rescue


- Depending on what you are going to do on your main event, discuss and review skills and safety for the following activities: Skiing, Snowboarding, Ice skating, Sledding, Survival.


SKILLS INSTRUCTION IDEAS




(Refer to Chapter 18 in the [Fieldbook](#).)


Hypothermia and Clothing


- 
 - Learn the basics of winter clothing, including the principles of wick, wind, and warmth.
 - Discuss why you should never sleep in the same clothes worn during the day.
- Try on different layers of clothes.
- Identify which materials are not appropriate for cold weather.

-
- 
 - Review the principles of wick, wind, and warmth.
 - Discuss how synthetic materials work and compare them to wool and cotton.
 - Discuss how synthetics are best for multiday needs.
 - Try on different cold-weather clothing.
-

-  Review the principles of wick, wind, and warmth, as well as the other material above.
 - Discuss overheating and the need to avoid perspiration.
- While wearing multiple layers of winter clothing, do a vigorous activity. Adjust clothing as needed to prevent sweating.


Food is Fuel


-  Learn how to prepare dehydrated foods that simply require hot water.
 - Prepare some items for sampling.
-


-  Find recipes for high-calorie winter camping foods that can be eaten without cooking, such as homemade granola bars or gorp.
 - Prepare some sample foods.
-

-  Review methods of gourmet cooking with Dutch ovens.
- Discuss the special requirements for Dutch oven cooking in the snow.
- Prepare some sample Dutch oven foods. Note: this group will need to start its charcoal before the meeting starts.


Snow Shelters


-  Learn how trench shelters are made.
 - Practice building miniature shelters with sand if available.
 - Discuss safety considerations.
-


-  Learn how snow caves are made.
 - Practice building miniature shelters with wet sand.
 - Discuss safety considerations.
-

-  Learn how igloos are made.
- Practice building miniature shelters with wet sand
- Discuss safety considerations.

Safety and Rescue

-  Review how to treat hypothermia.
 - Practice techniques as appropriate.
-

-  Review the above material.
 - Discuss and learn how to perform ice rescues.
 - Practice techniques as appropriate.
-

-  Review the above material.
- Discuss and learn what to do in case of an avalanche.
- Discuss when the risk of avalanche is greatest.

BREAKOUT GROUP IDEAS

Getting Ready for the Main Event

- Plan the best clothing for winter camping.
- Menu Planning
- Duty Roster Planning
- Equipment check

Preparation for the meeting's game or challenge

GAME AND CHALLENGE IDEAS

Library of Games and Challenges on Troop Program Resources

- **Dress for Cold Relay**
 - *Materials:* Collect multiple sets of outdoor clothing. Include base layers, insulating layers, and outer layers of different materials (i.e., synthetic, cotton, wool). Provide hats, gloves, boots, etc. Include items that are appropriate and others that are inappropriate for winter camping.
 - *Method:* Mix all clothing and place in a pile at the far end of the room. When told to begin, one member from each patrol retrieves one item and gives it to a designated patrol member to put on. Another member then retrieves another item. This continues until the patrol member is properly dressed for winter activity.
 - *Scoring:* This is a timed event. For each inappropriate item, add 10 seconds to the time.
- **Frozen Kitchen Taste Test**
 - *Equipment:* Appropriate stoves, pots, and pans for the sample foods being prepared during skills instruction, bowls and utensils for everyone to taste what's been cooked up.
 - *Method:* During the skills instruction portion of the meeting, each group should learn a new recipe and prepare it. The samples are then judged. Afterward, all involved will assist in cleanup.
 - *Scoring:* Troop leaders sample each entry and then choose their favorite after deliberation.

Note: Groups with winning entries can receive some sort of award or be exempted from cleanup.
- **Pitch Your Tent Challenge** (*outdoor activity*)
 - *Materials:* A four-season tent and a flag for each patrol
 - *Method:* Each patrol is given a tent in its bag. A flag is placed 20 feet from each patrol marking the location to pitch their tent. On signal, each Patrol runs to their flag and sets up the tent. When the judge rules the tent has been set up correctly, the patrol takes it down, packs it, and carries it back to the starting line.
 - *Scoring:* The first patrol to return to the start wins.

Note: Decide in advance if tent setups need full storm rigging.

CLOSING IDEAS

- [Leader's Minutes](#)
- [Closing Ceremonies](#)

– [Back to top of page](#) –

Winter Camping	Information	Troop Meetings	Main Event
--------------------------------	-----------------------------	--------------------------------	----------------------------

TROOP LEADER RESOURCE LINKS

[Advancement Resources](#)

[Awards Central](#)

[Boy Scouts](#)

[Guide to Safe Scouting](#)

[SCOUTBOOK](#)

[Scouting Forms from the National Council](#)

[ScoutCast](#)

[Scouting Magazine](#)

[ScoutStuff.org \(Retail Site\)](#)

[ScoutingWire](#)

[Sign in to MyScouting.org](#)

[Take Youth Protection Training](#)

[The Outdoor Adventure Planning Guide](#)

[Troop Leader Guidebook Appendix](#)

[Uniforms](#)