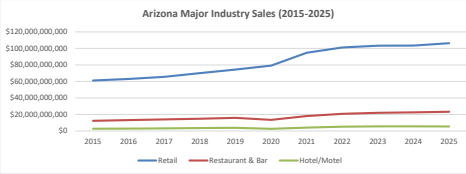


Major Industry Sales Summary (2015-2025)

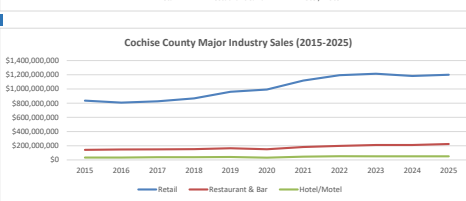
Arizona Statewide Annual Totals

Year	Retail	Restaurant & Bar	Hotel/Motel	Remote Seller Sales
2015	\$61,158,150,946	\$12,306,620,629	\$2,763,766,610	
2016	\$62,972,869,859	\$13,233,835,062	\$2,924,360,543	
2017	\$65,528,160,925	\$14,036,637,542	\$3,195,887,706	
2018	\$70,076,936,054	\$14,794,736,607	\$3,517,263,796	
2019	\$74,404,867,837	\$15,882,501,403	\$3,848,916,761	
2020	\$79,107,877,829	\$13,443,363,823	\$2,623,000,122	
2021	\$94,783,217,359	\$18,024,942,166	\$4,106,697,866	\$9,690,206,385
2022	\$101,136,637,932	\$20,081,991,969	\$5,208,755,067	\$11,590,067,480
2023	\$103,390,232,666	\$22,058,853,892	\$5,546,376,088	\$12,957,083,554
2024	\$103,453,200,746	\$22,503,629,979	\$5,613,312,268	\$14,449,323,495
2025	\$106,330,957,020	\$23,292,074,282	\$5,524,451,140	\$16,614,583,349



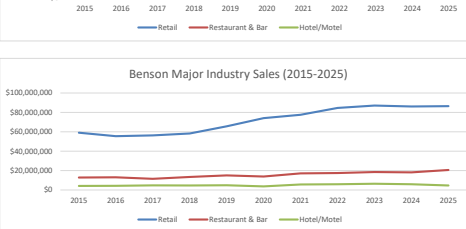
Cochise County Annual Totals

Year	Retail	Restaurant & Bar	Hotel/Motel	Remote Seller Sales
2015	\$856,291,935	\$142,027,235	\$33,895,154	
2016	\$807,289,078	\$147,076,589	\$34,285,272	
2017	\$826,645,634	\$148,098,312	\$38,658,554	
2018	\$866,757,079	\$152,158,042	\$37,807,498	
2019	\$950,550,715	\$163,922,287	\$42,099,761	
2020	\$991,132,357	\$150,491,759	\$31,897,452	
2021	\$1,117,605,070	\$181,954,287	\$46,097,810	\$157,440,347
2022	\$1,193,226,621	\$197,746,200	\$52,280,328	\$174,620,051
2023	\$1,214,408,327	\$210,137,134	\$51,631,376	\$195,707,897
2024	\$1,183,542,667	\$210,348,103	\$51,506,361	\$217,278,411
2025	\$1,200,817,860	\$224,372,462	\$51,407,459	\$251,054,614



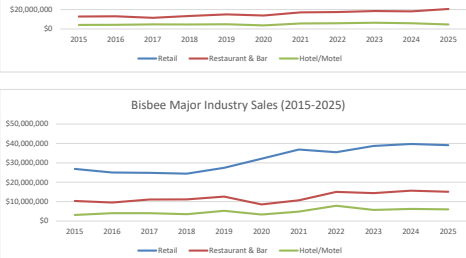
Benson Annual Totals

Year	Retail	Restaurant & Bar	Hotel/Motel	Remote Seller Sales
2015	\$59,061,823	\$12,843,179	\$4,148,184	
2016	\$55,483,248	\$13,043,932	\$4,270,951	
2017	\$56,277,612	\$11,514,740	\$4,743,768	
2018	\$58,252,883	\$13,461,882	\$4,594,431	
2019	\$65,631,584	\$15,091,380	\$4,822,187	
2020	\$74,139,569	\$13,839,138	\$3,702,054	
2021	\$77,553,225	\$17,134,963	\$5,692,579	
2022	\$84,631,359	\$17,480,207	\$5,898,583	
2023	\$87,061,565	\$18,521,033	\$6,443,851	
2024	\$86,156,974	\$18,164,486	\$5,889,508	
2025	\$86,485,391	\$20,625,085	\$4,626,658	



Bisbee Annual Totals

Year	Retail	Restaurant & Bar	Hotel/Motel	Remote Seller Sales
2015	\$26,904,255	\$10,364,477	\$3,138,371	
2016	\$25,024,939	\$9,575,188	\$4,074,844	
2017	\$24,842,293	\$11,085,402	\$4,076,933	
2018	\$24,431,237	\$11,189,737	\$3,547,171	
2019	\$27,446,517	\$12,583,341	\$5,275,295	
2020	\$32,115,679	\$8,665,277	\$3,352,906	
2021	\$38,864,207	\$10,725,900	\$4,894,899	
2022	\$35,478,930	\$15,062,463	\$7,887,013	
2023	\$38,697,218	\$14,400,604	\$5,745,558	
2024	\$39,731,957	\$15,664,077	\$6,275,363	
2025	\$39,126,140	\$15,081,744	\$6,005,373	



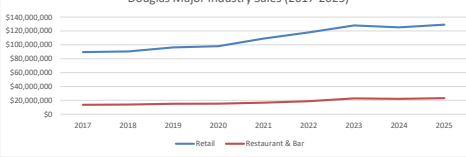
Douglas Annual Totals

Year	Retail	Restaurant & Bar	Hotel/Motel	Remote Seller Sales
2017	\$89,586,181	\$13,553,878		
2018	\$90,459,283	\$13,915,035		
2019	\$96,255,885	\$15,089,971		
2020	\$98,121,671	\$15,137,463		
2021	\$109,044,098	\$16,674,864		
2022	\$117,964,114	\$18,746,945		
2023	\$128,016,823	\$22,795,060		
2024	\$125,279,256	\$22,228,173		
2025	\$129,113,048	\$23,126,473		



Huachuca City Annual Totals

Year	Retail	Restaurant & Bar	Hotel/Motel	Remote Seller Sales
2015	\$5,433,485			
2016	\$5,032,420			
2017	\$5,542,001			
2018	\$6,677,156			
2019	\$7,477,618			
2020	\$8,439,235			
2021	\$8,212,872			
2022	\$8,788,377			
2023	\$9,095,031			
2024	\$10,126,507			
2025	\$9,156,451			



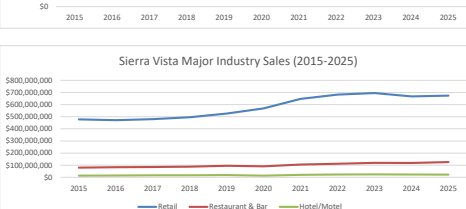
Sierra Vista Annual Totals

Year	Retail	Restaurant & Bar	Hotel/Motel	Remote Seller Sales
2015	\$477,990,051	\$79,820,247	\$14,287,992	
2016	\$471,397,469	\$83,000,346	\$15,158,422	
2017	\$479,374,439	\$85,547,578	\$16,503,721	
2018	\$495,776,337	\$87,708,928	\$16,356,958	
2019	\$525,789,355	\$94,990,020	\$18,402,922	
2020	\$568,506,425	\$90,232,282	\$13,808,575	
2021	\$646,690,679	\$105,560,883	\$20,494,816	
2022	\$692,521,751	\$111,527,077	\$23,559,651	
2023	\$695,077,777	\$119,032,177	\$24,245,546	
2024	\$667,716,603	\$118,454,515	\$22,836,569	
2025	\$674,232,600	\$125,784,174	\$22,199,180	



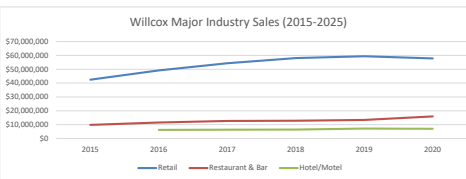
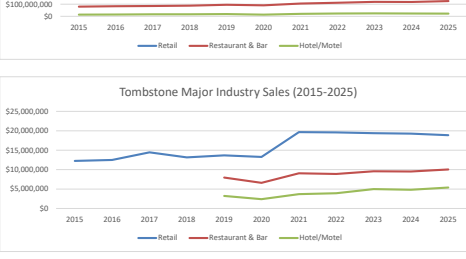
Tombstone Annual Totals

Year	Retail	Restaurant & Bar	Hotel/Motel	Remote Seller Sales
2015	\$12,248,236			
2016	\$12,497,695			
2017	\$14,469,358			
2018	\$13,168,524			
2019	\$13,684,511	\$7,963,643	\$3,225,032	
2020	\$13,276,837	\$6,602,725	\$2,396,739	
2021	\$19,662,252	\$9,060,260	\$3,703,073	
2022	\$19,604,694	\$8,876,083	\$3,929,224	
2023	\$19,377,948	\$9,580,125	\$4,984,455	
2024	\$19,282,274	\$9,509,630	\$4,817,667	
2025	\$18,866,456	\$10,045,734	\$5,395,481	



Willcox Annual Totals

Year	Retail	Restaurant & Bar	Hotel/Motel	Remote Seller Sales
2015	\$38,211,374	\$7,203,391		
2016	\$35,073,923	\$7,783,707		
2017	\$36,521,906	\$8,223,159		
2018	\$36,217,532	\$8,243,679		
2019	\$38,479,951	\$9,380,182		
2020	\$42,467,672	\$9,854,494		
2021	\$49,177,175	\$11,520,282	\$6,221,054	
2022	\$54,377,790	\$12,713,771	\$6,342,747	
2023	\$58,084,860	\$12,892,658	\$8,454,350	
2024	\$59,385,660	\$13,423,594	\$7,194,452	
2025	\$57,784,236	\$15,965,597	\$7,036,636	



Major Industry Sales (Current Month & YTD Analysis)									
	April 2026	April 2025	Year-over-year		Year-to-date 2025	Year-to-date 2025	Year-to-date Growth	Year-to-date	
			Growth	Inflation-adjusted Growth				Inflation-adjusted Growth	Growth
Arizona									
Retail	\$8,382,466,561	\$8,807,083,976	-4.8%	-8.6%	\$34,819,005,915	\$34,544,114,147	0.8%		-2.2%
Restaurant & Bar	\$2,141,105,155	\$2,007,872,674	6.6%	2.8%	\$8,499,610,567	\$8,098,710,584	5.0%		2.0%
Hotel/Motel	\$551,622,831	\$538,908,330	2.4%	-1.5%	\$2,511,560,406	\$2,341,359,518	7.3%		4.3%
Remote Seller Sales	\$1,511,978,429	\$1,338,223,746	13.0%	9.2%	\$5,903,787,491	\$5,122,483,960	15.3%		12.3%
Cochise County									
Retail	\$86,828,722	\$101,168,871	-14.2%	-18.0%	\$384,530,985	\$392,246,609	-2.0%		-4.9%
Restaurant & Bar	\$20,311,472	\$19,498,945	4.2%	0.4%	\$79,144,612	\$76,347,366	3.7%		0.7%
Hotel/Motel	\$4,798,829	\$4,798,563	3.8%	-0.1%	\$19,661,918	\$19,769,461	-0.5%		-3.5%
Remote Seller Sales	\$22,632,798	\$20,269,280	11.7%	7.8%	\$88,429,596	\$76,373,346	15.8%		12.8%
Benson									
Retail	\$6,302,737	\$7,067,582	-10.8%	-14.6%	\$28,121,877	\$29,095,802	-3.3%		-6.3%
Restaurant & Bar	\$1,521,229	\$2,019,998	-24.7%	-28.5%	\$6,590,322	\$7,502,049	-12.2%		-15.1%
Hotel/Motel	\$300,975	\$299,946	0.3%	-3.5%	\$1,224,055	\$1,460,407	-16.2%		-19.2%
Bisbee									
Retail	\$2,575,920	\$3,261,753	-21.0%	-24.8%	\$12,439,741	\$13,649,529	-8.9%		-11.8%
Restaurant & Bar	\$1,442,025	\$1,350,970	6.7%	2.9%	\$5,913,724	\$5,324,112	11.1%		8.1%
Hotel/Motel	\$509,536	\$467,119	9.1%	5.3%	\$2,518,323	\$2,261,163	11.4%		8.4%
Douglas									
Retail	\$10,097,538	\$11,152,438	-9.5%	-13.3%	\$41,461,731	\$38,753,182	7.0%		4.0%
Restaurant & Bar	\$2,496,208	\$1,766,769	41.3%	37.5%	\$8,366,562	\$7,388,068	13.2%		10.3%
Huachuca City									
Retail	\$425,091	\$543,303	-21.8%	-25.6%	\$2,771,087	\$3,105,395	-10.8%		-13.7%
Sierra Vista									
Retail	\$50,668,202	\$57,880,971	-12.5%	-16.3%	\$213,718,154	\$219,343,015	-2.6%		-5.5%
Restaurant & Bar	\$11,778,744	\$10,869,812	8.4%	4.6%	\$44,227,877	\$42,108,224	5.0%		2.1%
Hotel/Motel	\$2,060,504	\$2,214,764	-7.0%	-10.8%	\$7,789,158	\$8,529,075	-8.7%		-11.6%
Tombstone									
Retail	\$1,471,638	\$2,022,922	-27.3%	-31.1%	\$6,706,322	\$6,942,756	-3.4%		-6.4%
Restaurant & Bar	\$972,468	\$1,010,837	-3.8%	-7.6%	\$4,022,829	\$4,010,444	0.3%		-2.7%
Hotel/Motel	\$524,132	\$567,521	-7.6%	-11.5%	\$2,260,162	\$2,287,577	-1.2%		-4.2%
Willcox									
Retail	\$4,525,598	\$5,210,068	-13.1%	-16.9%	\$20,715,989	\$19,185,763	8.0%		5.0%
Restaurant & Bar	\$1,353,631	\$1,222,244	10.7%	6.9%	\$5,108,551	\$5,282,381	-3.3%		-6.3%
Hotel/Motel	\$817,604	\$606,562	34.8%	31.0%	\$2,563,099	\$2,813,763	-8.9%		-11.9%

Note. Inflation adjustments made using CPI-U. Retail excludes food for home consumption. * Includes sales from sellers without a physical presence in Arizona and annual gross sales in-state of \$100,000 or more.

Excludes single Items over \$5,000. *Excludes single Items over \$10,000. ****Excludes single Items over \$1,250. NA = data not available.

Source: Estimates by US Economic Research based on Arizona Department of Revenue tax collection data.

MAJOR INDUSTRY SALES (2026)

	January	February	March	April	May	June	July	August	September	October	November	December	Total
Arizona													
Retail	\$8,435,998,556	\$8,322,696,730	\$9,677,844,068	\$8,382,466,561									\$34,819,005,915
Restaurant & Bar	\$1,988,852,915	\$2,097,549,698	\$2,272,102,800	\$2,141,105,155									\$8,499,610,567
Hotel/Motel	\$526,971,165	\$679,279,380	\$753,687,030	\$551,622,831									\$2,511,560,406
Remote Seller Sales*	\$1,415,495,276	\$1,370,976,203	\$1,605,337,583	\$1,511,978,429									\$5,903,787,491
Cochise County													
Retail	\$89,638,343	\$95,804,434	\$112,259,486	\$86,828,722									\$384,530,985
Restaurant & Bar	\$18,479,313	\$18,433,551	\$21,920,276	\$20,311,472									\$79,144,612
Hotel/Motel	\$3,989,835	\$5,100,436	\$5,592,818	\$4,978,829									\$19,661,918
Remote Seller Sales*	\$20,342,807	\$21,673,818	\$23,780,173	\$22,632,798									\$88,429,596
Benson													
Retail **	\$6,766,500	\$7,420,730	\$7,631,909	\$6,302,737									\$28,121,877
Restaurant & Bar	\$1,438,768	\$1,625,328	\$2,004,998	\$1,521,229									\$6,590,322
Hotel/Motel	\$290,894	\$395,656	\$236,531	\$300,975									\$1,224,055
Bisbee													
Retail	\$3,271,833	\$2,999,184	\$3,592,803	\$2,575,920									\$12,439,741
Restaurant & Bar	\$1,520,425	\$1,263,198	\$1,688,075	\$1,442,025									\$5,913,724
Hotel/Motel	\$551,621	\$598,761	\$858,405	\$509,536									\$2,518,323
Douglas													
Retail ***	\$9,668,498	\$9,993,498	\$11,702,197	\$10,097,538									\$41,461,731
Restaurant & Bar	\$1,861,624	\$1,980,511	\$2,028,218	\$2,496,208									\$8,366,562
Huachuca City													
Retail	\$908,341	\$725,532	\$712,124	\$425,091									\$2,771,087
Sierra Vista													
Retail	\$50,783,324	\$51,768,303	\$60,498,325	\$50,668,202									\$213,718,154
Restaurant & Bar	\$10,335,949	\$10,615,151	\$11,498,033	\$11,778,744									\$44,227,877
Lodging/Extended Stay	\$1,333,048	\$2,284,043	\$2,111,563	\$2,060,504									\$7,789,158
Tombstone													
Retail	\$1,497,694	\$1,573,035	\$2,163,955	\$1,471,638									\$6,706,322
Restaurant & Bar	\$860,790	\$974,376	\$1,215,195	\$972,468									\$4,022,829
Hotel/Motel	\$437,795	\$529,671	\$768,564	\$524,132									\$2,260,162
Willcox													
Retail ****	\$4,623,046	\$5,510,046	\$6,057,299	\$4,525,598									\$20,715,989
Restaurant & Bar	\$1,012,241	\$1,093,492	\$1,649,187	\$1,353,631									\$5,108,551
Hotel/Motel	\$600,563	\$602,795	\$542,137	\$817,604									\$2,563,099

Note: Retail excludes food for home consumption. * Includes sales from sellers without a physical presence in Arizona and annual gross sales in-state of \$100,000 or more. **Excludes single items over \$5,000. ***Excludes single items over \$10,000. ****Excludes single items over \$1,250. NA = data not available.
 Source: Estimates by US Economic Research based on Arizona Department of Revenue tax collection data.

MAJOR INDUSTRY SALES (2025)

	January	February	March	April	May	June	July	August	September	October	November	December	Total
Arizona													
Retail	\$8,353,980,678	\$7,976,567,507	\$9,406,481,986	\$8,807,083,976	\$8,822,190,095	\$8,871,565,740	\$8,627,552,052	\$8,334,011,433	\$8,443,034,447	\$8,549,893,953	\$8,855,124,275	\$11,283,470,878	\$106,330,957,020
Restaurant & Bar	\$1,858,217,771	\$1,971,738,332	\$2,260,881,806	\$2,007,872,674	\$2,007,014,748	\$1,863,625,518	\$1,728,680,466	\$1,780,609,100	\$1,848,618,655	\$1,921,148,928	\$1,972,271,029	\$2,071,395,254	\$23,292,074,282
Hotel/Motel	\$494,248,677	\$607,727,940	\$700,474,571	\$538,908,330	\$428,744,655	\$347,761,924	\$312,133,013	\$302,306,211	\$370,618,980	\$509,169,087	\$471,362,443	\$440,995,309	\$5,524,451,140
Remote Seller Sales*	\$1,262,869,807	\$1,186,141,682	\$1,335,248,725	\$1,338,223,746	\$1,293,911,705	\$1,300,544,092	\$1,370,015,835	\$1,431,875,519	\$1,260,825,731	\$1,419,138,987	\$1,555,235,792	\$1,860,551,728	\$16,614,583,349
Cochise County													
Retail	\$90,857,707	\$92,054,762	\$108,165,269	\$101,168,871	\$98,294,527	\$103,544,658	\$98,427,030	\$93,886,010	\$95,610,705	\$93,467,442	\$98,507,976	\$126,832,903	\$1,200,817,860
Restaurant & Bar	\$17,474,175	\$17,023,423	\$22,350,823	\$19,498,945	\$18,819,293	\$18,819,640	\$17,686,818	\$18,624,711	\$17,546,078	\$18,468,564	\$18,001,502	\$20,058,490	\$224,372,462
Hotel/Motel	\$4,156,031	\$4,614,219	\$6,200,648	\$4,798,563	\$4,569,753	\$3,938,996	\$3,464,715	\$3,493,815	\$3,403,193	\$4,115,377	\$3,268,866	\$5,383,283	\$51,407,459
Remote Seller Sales*	\$18,357,586	\$17,490,110	\$20,256,370	\$20,269,280	\$19,877,797	\$21,414,329	\$20,196,204	\$21,475,515	\$19,454,079	\$20,934,394	\$23,324,352	\$28,004,598	\$251,054,614
Benson													
Retail **	\$7,064,840	\$7,269,586	\$7,693,793	\$7,067,582	\$7,134,489	\$7,260,817	\$6,751,498	\$6,774,337	\$6,922,268	\$6,713,324	\$7,113,093	\$8,719,763	\$86,485,391
Restaurant & Bar	\$1,601,894	\$1,598,439	\$2,281,719	\$2,019,998	\$1,732,403	\$1,487,774	\$1,519,689	\$1,549,332	\$1,668,537	\$1,565,412	\$1,707,034	\$1,892,854	\$20,625,085
Hotel/Motel	\$354,678	\$344,213	\$461,571	\$299,946	\$257,327	\$256,901	\$173,884	\$131,763	\$255,646	\$288,678	\$206,698	\$1,595,356	\$4,626,658
Bisbee													
Retail	\$3,015,169	\$3,225,479	\$4,147,128	\$3,261,753	\$3,131,489	\$3,386,314	\$2,820,930	\$2,876,400	\$2,845,756	\$3,006,241	\$3,184,158	\$4,225,324	\$39,126,140
Restaurant & Bar	\$1,042,832	\$956,549	\$1,973,761	\$1,350,970	\$1,130,454	\$1,402,079	\$1,049,482	\$1,296,784	\$945,390	\$1,430,874	\$1,193,189	\$1,309,381	\$15,081,744
Hotel/Motel	\$460,596	\$497,320	\$836,127	\$467,119	\$412,257	\$555,635	\$349,947	\$278,587	\$399,364	\$612,795	\$370,012	\$765,614	\$6,005,373
Douglas													
Retail ***	\$8,652,208	\$8,595,370	\$10,353,166	\$11,152,438	\$11,253,614	\$10,103,992	\$10,012,633	\$9,870,448	\$9,584,682	\$10,792,880	\$12,301,929	\$16,439,688	\$129,113,048
Restaurant & Bar	\$1,948,739	\$1,733,643	\$1,938,917	\$1,766,769	\$1,984,666	\$1,858,282	\$1,928,330	\$2,047,763	\$1,904,480	\$1,910,010	\$1,922,362	\$2,182,512	\$23,126,473
Huachuca City													
Retail	\$810,828	\$920,181	\$831,084	\$543,303	\$745,453	\$777,045	\$842,216	\$731,491	\$785,939	\$633,785	\$715,312	\$819,815	\$9,156,451
Sierra Vista													
Retail	\$51,342,635	\$51,410,483	\$58,708,926	\$57,880,971	\$56,024,458	\$57,036,943	\$56,494,486	\$53,968,415	\$53,287,390	\$53,497,973	\$55,185,699	\$69,394,221	\$674,232,600
Restaurant & Bar	\$9,594,733	\$9,992,796	\$11,650,884	\$10,869,812	\$10,698,826	\$10,591,663	\$10,384,427	\$10,677,533	\$9,927,097	\$10,466,759	\$10,102,166	\$10,827,480	\$125,784,174
Lodging/Extended Stay	\$1,754,413	\$1,942,932	\$2,616,967	\$2,214,764	\$2,399,867	\$1,790,437	\$1,695,897	\$2,102,231	\$1,410,879	\$1,531,173	\$1,401,187	\$1,338,434	\$22,199,180
Tombstone													
Retail	\$1,274,513	\$1,656,841	\$1,988,481	\$2,022,922	\$1,542,021	\$1,306,908	\$1,559,739	\$1,129,465	\$1,251,737	\$1,609,420	\$1,592,095	\$1,932,314	\$18,866,456
Restaurant & Bar	\$781,212	\$922,523	\$1,295,873	\$1,010,837	\$887,809	\$478,575	\$875,323	\$640,592	\$597,406	\$944,647	\$686,187	\$924,751	\$10,045,734
Hotel/Motel	\$417,784	\$554,221	\$748,051	\$567,521	\$482,272	\$311,554	\$348,333	\$289,580	\$346,149	\$550,770	\$405,832	\$373,413	\$5,395,481
Willcox													
Retail ****	\$5,202,401	\$4,222,171	\$4,551,123	\$5,210,068	\$5,428,408	\$4,715,204	\$4,696,068	\$4,319,121	\$4,586,531	\$4,872,571	\$4,466,123	\$5,514,448	\$57,784,236
Restaurant & Bar	\$1,103,508	\$1,189,178	\$1,767,451	\$1,222,244	\$1,235,971	\$1,604,075	\$1,229,601	\$1,233,308	\$1,435,131	\$1,216,453	\$1,298,711	\$1,429,966	\$15,965,597
Hotel/Motel	\$808,513	\$684,387	\$714,301	\$606,562	\$593,357	\$515,855	\$475,292	\$473,931	\$551,395	\$566,808	\$484,710	\$561,523	\$7,036,636

Note: Retail excludes food for home consumption. * Includes sales from sellers without a physical presence in Arizona and annual gross sales in-state of \$100,000 or more. **Excludes single items over \$5,000. ***Excludes single items over \$10,000. ****Excludes single items over \$1,250. NA = data not available.
 Source: Estimates by US Economic Research based on Arizona Department of Revenue tax collection data.

MAJOR INDUSTRY SALES (2024)													
	January	February	March	April	May	June	July	August	September	October	November	December	Total
Arizona													
Retail	\$8,134,193,529	\$7,909,735,361	\$8,925,926,103	\$8,520,997,237	\$8,558,560,920	\$8,490,206,165	\$8,205,775,947	\$8,020,170,741	\$8,491,621,016	\$8,477,760,676	\$8,878,819,963	\$10,839,433,088	\$103,453,200,746
Restaurant & Bar	\$1,804,698,970	\$1,921,015,665	\$2,214,534,814	\$2,026,739,991	\$1,900,621,037	\$1,810,382,145	\$1,632,950,821	\$1,665,050,143	\$1,817,347,588	\$1,845,971,865	\$1,887,524,831	\$1,976,792,109	\$22,503,629,979
Hotel/Motel	\$485,894,165	\$593,621,439	\$710,981,500	\$558,431,279	\$436,724,385	\$375,881,059	\$319,933,831	\$321,708,709	\$393,179,629	\$516,193,938	\$474,729,497	\$426,032,837	\$5,613,312,268
Remote Seller Sales*	\$1,098,226,764	\$1,066,932,430	\$1,243,949,624	\$1,145,906,138	\$1,175,844,296	\$1,089,854,866	\$1,147,402,973	\$1,104,097,583	\$1,136,439,909	\$1,214,173,282	\$1,381,851,530	\$1,644,644,100	\$14,449,323,495
Cochise County													
Retail	\$92,761,901	\$89,971,187	\$107,172,394	\$97,887,174	\$99,908,692	\$95,503,499	\$94,399,182	\$90,017,188	\$95,743,350	\$96,013,216	\$100,826,586	\$123,338,298	\$1,183,542,667
Restaurant & Bar	\$15,720,940	\$17,317,398	\$20,040,552	\$18,075,016	\$16,999,124	\$17,803,657	\$16,977,452	\$16,285,281	\$18,639,166	\$16,658,630	\$17,033,889	\$18,796,998	\$210,348,103
Hotel/Motel	\$4,001,347	\$4,904,367	\$5,817,511	\$4,680,897	\$4,039,252	\$3,737,410	\$3,480,253	\$3,438,970	\$4,073,088	\$4,024,764	\$4,049,386	\$5,259,116	\$51,506,361
Remote Seller Sales*	\$15,101,974	\$16,788,603	\$18,105,235	\$17,679,621	\$18,182,044	\$17,130,943	\$17,792,348	\$16,967,836	\$17,067,537	\$18,180,492	\$20,270,551	\$24,011,227	\$217,278,411
Benson													
Retail **	\$6,903,982	\$6,807,520	\$7,965,409	\$7,062,495	\$7,359,390	\$7,028,615	\$6,784,259	\$6,557,951	\$6,636,105	\$6,707,317	\$7,635,503	\$8,708,428	\$86,156,974
Restaurant & Bar	\$1,461,403	\$1,743,615	\$1,686,924	\$1,596,498	\$1,432,940	\$1,434,924	\$1,473,849	\$1,376,141	\$1,476,736	\$1,482,349	\$1,394,392	\$1,604,715	\$18,164,486
Hotel/Motel	\$415,038	\$951,547	\$525,510	\$414,243	\$250,546	\$301,495	\$282,791	\$269,747	\$240,812	\$342,790	\$326,549	\$1,568,441	\$5,889,508
Bisbee													
Retail	\$3,032,477	\$3,363,235	\$3,524,035	\$3,257,472	\$3,911,455	\$3,453,191	\$3,248,227	\$2,288,255	\$3,106,857	\$3,401,404	\$3,307,007	\$3,838,342	\$39,731,957
Restaurant & Bar	\$1,114,966	\$1,386,173	\$1,973,968	\$1,566,355	\$1,239,063	\$981,793	\$1,431,467	\$1,109,701	\$1,180,481	\$1,198,107	\$1,169,475	\$1,312,528	\$15,664,077
Hotel/Motel	\$603,435	\$808,063	\$800,778	\$500,724	\$376,255	\$527,904	\$322,826	\$390,142	\$568,606	\$401,675	\$416,989	\$557,965	\$6,275,363
Douglas													
Retail ***	\$8,850,244	\$9,144,628	\$11,600,791	\$9,730,901	\$10,730,137	\$10,440,348	\$9,878,199	\$9,734,631	\$10,121,085	\$9,672,007	\$11,050,587	\$14,325,698	\$125,279,256
Restaurant & Bar	\$1,585,193	\$1,769,022	\$1,988,889	\$1,927,256	\$1,806,315	\$1,932,623	\$1,865,433	\$1,716,213	\$2,094,484	\$1,690,329	\$2,031,397	\$1,821,019	\$22,228,173
Huachuca City													
Retail	\$685,539	\$657,034	\$699,869	\$691,873	\$640,073	\$743,619	\$741,794	\$706,412	\$733,666	\$897,602	\$1,826,676	\$1,102,351	\$10,126,507
Sierra Vista													
Retail	\$51,390,647	\$50,700,148	\$60,504,745	\$56,439,997	\$57,403,479	\$52,740,607	\$54,001,573	\$52,320,743	\$53,141,369	\$53,493,415	\$56,636,226	\$68,943,654	\$667,716,603
Restaurant & Bar	\$8,999,170	\$9,586,971	\$10,191,957	\$10,155,308	\$9,670,983	\$10,280,012	\$9,710,936	\$9,317,703	\$10,605,282	\$9,390,382	\$9,956,289	\$10,589,522	\$118,454,515
Lodging/Extended Stay	\$1,821,451	\$1,915,860	\$2,535,094	\$2,267,007	\$2,126,938	\$1,567,524	\$1,890,108	\$1,883,879	\$1,980,385	\$1,747,418	\$1,598,947	\$1,501,958	\$22,836,569
Tombstone													
Retail	\$1,340,905	\$1,720,692	\$2,218,821	\$1,985,538	\$1,567,466	\$1,464,532	\$1,313,333	\$1,203,312	\$1,265,174	\$1,666,405	\$1,659,200	\$1,876,896	\$19,282,274
Restaurant & Bar	\$710,685	\$892,713	\$1,206,039	\$903,507	\$761,087	\$749,194	\$635,704	\$570,420	\$584,771	\$902,178	\$799,695	\$793,637	\$9,509,630
Hotel/Motel	\$381,215	\$456,414	\$548,572	\$532,595	\$457,773	\$251,531	\$266,712	\$236,134	\$331,586	\$546,110	\$434,863	\$374,162	\$4,817,667
Willcox													
Retail ****	\$5,144,304	\$4,097,029	\$4,983,030	\$4,937,383	\$5,228,402	\$5,338,363	\$4,899,679	\$4,815,527	\$5,081,624	\$4,752,355	\$4,945,058	\$5,162,906	\$59,385,660
Restaurant & Bar	\$859,268	\$950,513	\$1,590,728	\$1,018,152	\$1,052,565	\$1,422,548	\$876,589	\$1,041,950	\$1,336,048	\$968,238	\$858,250	\$1,448,743	\$13,423,594
Hotel/Motel	\$579,833	\$666,482	\$753,587	\$690,768	\$594,428	\$565,380	\$484,537	\$413,354	\$538,119	\$651,235	\$683,143	\$573,587	\$7,194,452

Note: Retail excludes food for home consumption. * Includes sales from sellers without a physical presence in Arizona and annual gross sales in-state of \$100,000 or more. **Excludes single items over \$5,000. ***Excludes single items over \$10,000. ****Excludes single items over \$1,250. NA = data not available.
Source: Estimates by US Economic Research based on Arizona Department of Revenue tax collection data.

MAJOR INDUSTRY SALES (2023)

	January	February	March	April	May	June	July	August	September	October	November	December	Total
Arizona													
Retail	\$8,106,263,836	\$7,817,145,504	\$8,997,971,251	\$8,488,271,085	\$8,570,332,470	\$8,531,329,867	\$8,847,227,536	\$8,398,451,992	\$8,706,508,999	\$7,978,323,115	\$8,489,062,946	\$10,459,344,065	\$103,390,232,666
Restaurant & Bar	\$1,781,166,639	\$1,893,345,762	\$2,108,212,615	\$1,961,338,149	\$1,879,751,517	\$1,745,721,638	\$1,699,471,918	\$1,623,599,810	\$1,785,057,009	\$1,841,352,994	\$1,773,457,618	\$1,966,378,223	\$22,058,853,892
Hotel/Motel	\$510,319,711	\$652,741,084	\$694,239,843	\$522,404,511	\$441,081,911	\$370,136,631	\$328,004,336	\$300,333,137	\$394,970,355	\$479,318,107	\$451,410,421	\$401,416,041	\$5,546,376,088
Remote Seller Sales*	\$999,260,401	\$965,500,312	\$1,085,263,454	\$987,704,115	\$1,036,613,773	\$957,158,553	\$1,024,079,049	\$1,040,846,712	\$1,032,145,644	\$1,168,151,603	\$1,302,764,699	\$1,357,595,239	\$12,957,083,554
Cochise County													
Retail	\$89,893,578	\$92,639,239	\$107,390,098	\$110,821,443	\$101,895,954	\$101,473,894	\$111,267,294	\$97,064,064	\$101,930,968	\$92,931,779	\$87,110,142	\$119,989,874	\$1,214,408,327
Restaurant & Bar	\$17,804,681	\$17,006,554	\$18,449,083	\$18,772,708	\$16,940,554	\$17,743,729	\$16,791,802	\$16,112,784	\$19,338,854	\$17,243,964	\$14,580,058	\$19,352,363	\$210,137,134
Hotel/Motel	\$4,436,568	\$4,441,643	\$5,513,890	\$5,138,323	\$4,441,075	\$3,828,968	\$3,674,161	\$3,252,371	\$3,555,546	\$4,126,253	\$4,198,845	\$5,023,733	\$51,631,376
Remote Seller Sales*	\$14,395,798	\$14,119,217	\$16,355,569	\$14,684,425	\$15,911,956	\$15,548,518	\$16,759,907	\$15,711,408	\$14,687,796	\$16,323,515	\$19,694,185	\$21,510,603	\$195,702,897
Benson													
Retail **	\$7,219,075	\$6,539,309	\$7,303,052	\$8,513,683	\$7,568,683	\$7,106,116	\$6,970,648	\$6,643,144	\$6,918,225	\$6,785,932	\$7,548,223	\$7,945,475	\$87,061,565
Restaurant & Bar	\$1,603,705	\$1,491,499	\$1,755,894	\$1,705,925	\$1,618,647	\$1,503,922	\$1,469,300	\$1,277,857	\$1,265,763	\$1,890,374	\$1,416,928	\$1,521,219	\$18,521,033
Hotel/Motel	\$916,986	\$938,653	\$509,431	\$485,243	\$317,001	\$263,164	\$235,070	\$224,668	\$265,709	\$272,642	\$352,380	\$1,662,904	\$6,443,851
Bisbee													
Retail	\$2,835,607	\$2,724,484	\$3,064,885	\$3,713,011	\$3,105,176	\$2,993,359	\$2,881,515	\$5,178,493	\$2,963,322	\$2,719,088	\$3,354,029	\$3,164,249	\$38,697,218
Restaurant & Bar	\$1,116,207	\$1,433,567	\$1,375,569	\$1,214,882	\$1,019,733	\$1,219,826	\$1,065,227	\$931,646	\$1,621,541	\$1,105,040	\$1,061,695	\$1,235,671	\$14,400,604
Hotel/Motel	\$482,475	\$537,011	\$614,041	\$549,546	\$382,769	\$339,614	\$370,765	\$398,242	\$460,648	\$577,781	\$401,559	\$631,108	\$5,745,558
Douglas													
Retail ***	\$8,139,245	\$9,029,487	\$10,604,231	\$9,980,146	\$10,442,896	\$10,788,910	\$12,074,453	\$9,696,869	\$11,048,108	\$9,515,591	\$10,622,353	\$16,074,534	\$128,016,823
Restaurant & Bar	\$1,921,353	\$1,890,427	\$1,642,692	\$2,125,430	\$1,677,413	\$1,973,275	\$1,788,731	\$1,838,996	\$2,592,779	\$1,871,547	\$1,677,040	\$1,795,376	\$22,795,060
Huachuca City													
Retail	\$787,782	\$588,352	\$840,331	\$1,209,303	\$822,205	\$717,139	\$715,340	\$719,034	\$673,782	\$591,432	\$707,778	\$722,553	\$9,095,031
Sierra Vista													
Retail	\$52,015,807	\$55,442,824	\$60,776,628	\$61,602,843	\$56,632,916	\$57,378,593	\$63,626,921	\$51,571,863	\$58,405,094	\$54,327,201	\$56,010,094	\$67,286,994	\$695,077,777
Restaurant & Bar	\$9,813,799	\$9,830,765	\$10,320,215	\$10,583,364	\$9,864,412	\$9,953,415	\$9,718,114	\$9,457,161	\$10,452,017	\$9,442,791	\$8,468,550	\$11,127,575	\$119,032,177
Lodging/Extended Stay	\$1,971,498	\$1,925,550	\$2,495,412	\$2,377,169	\$2,175,437	\$1,972,617	\$2,146,888	\$2,029,971	\$1,749,199	\$2,020,383	\$1,820,393	\$1,565,031	\$24,249,546
Tombstone													
Retail	\$1,430,586	\$1,697,297	\$2,154,866	\$2,142,111	\$1,582,023	\$1,478,019	\$1,364,918	\$1,111,863	\$1,335,233	\$1,630,368	\$1,226,500	\$2,224,163	\$19,377,948
Restaurant & Bar	\$816,686	\$827,660	\$1,160,447	\$1,027,235	\$801,840	\$595,011	\$664,573	\$577,931	\$650,995	\$903,498	\$592,561	\$961,689	\$9,580,125
Hotel/Motel	\$408,941	\$452,478	\$587,393	\$417,321	\$466,712	\$355,813	\$280,953	\$209,186	\$295,438	\$434,544	\$700,626	\$375,050	\$4,984,455
Willcox													
Retail ****	\$4,312,231	\$3,973,619	\$5,913,943	\$5,723,670	\$5,238,413	\$4,742,470	\$4,439,773	\$4,479,477	\$4,939,088	\$4,712,951	\$4,534,022	\$5,075,201	\$58,084,860
Restaurant & Bar	\$1,071,711	\$912,177	\$1,041,360	\$1,370,791	\$871,751	\$1,290,067	\$909,393	\$804,848	\$1,549,650	\$1,016,530	\$853,499	\$1,200,880	\$12,892,658
Hotel/Motel	\$511,114	\$589,836	\$751,558	\$542,062	\$723,509	\$569,285	\$384,110	\$291,516	\$465,809	\$498,948	\$495,206	\$631,397	\$6,454,550

Note: Retail excludes food for home consumption. * Includes sales from sellers without a physical presence in Arizona and annual gross sales in-state of \$100,000 or more. **Excludes single items over \$5,000. ***Excludes single items over \$10,000. ****Excludes single items over \$1,250.
 Source: Estimates by US Economic Research based on Arizona Department of Revenue tax collection data.

MAJOR INDUSTRY SALES (2022)

	January	February	March	April	May	June	July	August	September	October	November	December	Total
Arizona													
Retail	\$7,641,061,810	\$7,692,052,950	\$9,428,827,390	\$8,878,508,840	\$8,185,339,239	\$8,483,410,462	\$7,841,832,674	\$8,208,611,807	\$7,866,569,185	\$8,174,130,216	\$8,310,821,365	\$10,427,471,994	\$101,138,637,932
Restaurant & Bar	\$1,528,500,863	\$1,694,854,586	\$1,968,996,593	\$1,807,548,943	\$1,808,060,938	\$1,809,212,943	\$1,584,451,986	\$1,590,828,042	\$1,680,955,061	\$1,785,743,015	\$1,717,911,234	\$1,880,027,762	\$20,857,091,966
Hotel/Motel	\$397,264,415	\$513,341,986	\$649,961,198	\$528,129,002	\$452,630,506	\$336,600,275	\$318,042,828	\$308,873,617	\$378,798,722	\$470,440,129	\$448,610,067	\$406,062,322	\$5,208,755,067
Remote Seller Sales*	\$876,286,181	\$819,530,131	\$959,860,479	\$878,263,348	\$901,985,947	\$888,750,007	\$893,785,358	\$895,320,300	\$905,766,557	\$1,162,047,107	\$1,129,620,257	\$1,278,851,808	\$11,590,067,480
Cochise County													
Retail	\$85,195,272	\$87,912,383	\$111,763,100	\$104,476,196	\$95,726,862	\$102,216,499	\$95,109,794	\$93,153,144	\$95,624,045	\$94,026,546	\$103,346,544	\$124,676,236	\$1,193,226,621
Restaurant & Bar	\$14,192,522	\$16,269,162	\$18,706,828	\$17,373,252	\$16,508,165	\$16,057,839	\$16,163,356	\$15,665,458	\$15,755,195	\$16,463,463	\$16,151,486	\$18,439,474	\$197,746,200
Hotel/Motel	\$4,752,833	\$5,798,954	\$5,020,342	\$5,477,311	\$4,062,487	\$3,640,428	\$4,007,304	\$3,333,419	\$3,497,454	\$4,048,638	\$4,025,087	\$4,616,071	\$52,280,328
Remote Seller Sales*	\$13,281,625	\$12,830,768	\$14,975,852	\$13,948,397	\$13,527,993	\$13,365,660	\$14,426,083	\$14,016,193	\$13,159,293	\$14,872,283	\$16,918,328	\$19,306,576	\$174,629,051
Benson													
Retail **	\$6,537,120	\$6,600,980	\$8,078,160	\$6,955,307	\$8,623,951	\$7,365,019	\$4,891,867	\$6,441,857	\$6,527,951	\$6,577,520	\$7,654,492	\$8,377,135	\$84,631,359
Restaurant & Bar	\$1,272,319	\$1,438,720	\$1,614,177	\$1,226,879	\$1,457,563	\$1,399,987	\$1,350,832	\$1,372,934	\$1,609,136	\$1,603,200	\$1,372,059	\$1,762,401	\$17,480,207
Hotel/Motel	\$635,151	\$1,011,603	\$410,339	\$432,452	\$304,040	\$282,423	\$267,477	\$266,757	\$272,417	\$362,334	\$384,336	\$1,269,255	\$5,898,583
Bisbee													
Retail	\$2,689,194	\$2,735,570	\$3,135,486	\$3,061,991	\$3,059,474	\$3,255,906	\$3,147,337	\$2,645,069	\$2,913,759	\$2,785,770	\$2,889,602	\$3,159,771	\$35,478,930
Restaurant & Bar	\$1,223,808	\$1,354,006	\$2,422,744	\$1,532,980	\$790,944	\$1,089,590	\$1,478,381	\$899,410	\$901,747	\$1,098,093	\$1,176,850	\$1,093,911	\$15,062,463
Hotel/Motel	\$1,311,125	\$1,319,725	\$609,171	\$1,169,136	\$372,677	\$336,231	\$712,021	\$313,162	\$374,244	\$463,135	\$432,213	\$474,173	\$7,887,013
Douglas													
Retail ***	\$7,599,286	\$8,171,796	\$10,557,983	\$9,474,049	\$9,934,523	\$9,927,128	\$9,668,601	\$9,198,456	\$9,066,698	\$9,452,259	\$11,074,969	\$13,838,566	\$117,964,314
Restaurant & Bar	\$1,100,480	\$1,364,188	\$1,599,062	\$1,574,118	\$1,739,364	\$1,495,823	\$1,604,139	\$1,606,467	\$1,454,719	\$1,551,191	\$1,996,877	\$1,659,367	\$18,745,795
Huachuca City													
Retail	\$640,220	\$469,039	\$884,078	\$775,207	\$741,506	\$809,424	\$728,925	\$668,599	\$777,588	\$725,261	\$672,731	\$896,799	\$8,789,377
Sierra Vista													
Retail	\$51,702,145	\$50,254,128	\$62,146,665	\$62,317,937	\$51,683,655	\$58,114,412	\$54,447,235	\$54,066,421	\$55,880,479	\$53,137,538	\$59,681,249	\$69,089,887	\$682,521,751
Restaurant & Bar	\$8,265,568	\$9,382,767	\$9,279,554	\$10,147,327	\$9,645,139	\$9,488,758	\$8,753,818	\$9,219,060	\$9,093,885	\$9,316,498	\$8,993,271	\$9,941,430	\$111,527,077
Lodging/Extended Stay	\$1,404,813	\$2,294,148	\$1,769,135	\$2,376,718	\$2,413,386	\$2,054,356	\$1,868,184	\$1,902,796	\$1,965,564	\$2,021,450	\$1,961,423	\$1,527,676	\$23,559,651
Tombstone													
Retail	\$1,434,809	\$1,697,229	\$2,437,393	\$1,887,767	\$1,686,379	\$1,420,714	\$1,316,930	\$1,178,555	\$1,397,153	\$1,885,907	\$1,527,291	\$1,734,566	\$19,604,694
Restaurant & Bar	\$757,180	\$820,313	\$1,126,664	\$836,973	\$730,066	\$549,355	\$602,497	\$520,383	\$529,555	\$903,213	\$723,464	\$775,420	\$8,875,083
Hotel/Motel	\$239,025	\$352,928	\$547,297	\$333,927	\$349,389	\$264,444	\$367,595	\$189,253	\$226,599	\$386,907	\$359,385	\$312,475	\$3,929,224
Willcox													
Retail ****	\$3,951,748	\$4,187,657	\$5,295,051	\$4,578,436	\$5,370,089	\$4,102,722	\$4,049,197	\$3,930,541	\$5,341,230	\$4,874,215	\$4,545,074	\$4,151,830	\$54,377,790
Restaurant & Bar	\$753,753	\$893,732	\$1,423,800	\$950,217	\$1,047,980	\$1,182,490	\$1,037,488	\$950,878	\$1,198,565	\$1,024,915	\$1,011,677	\$1,238,277	\$12,713,771
Hotel/Motel	\$575,823	\$608,824	\$723,426	\$568,144	\$576,613	\$498,499	\$394,058	\$388,809	\$498,226	\$513,331	\$415,969	\$581,024	\$6,342,747

Note: Retail excludes food for home consumption. * Includes sales from sellers without a physical presence in Arizona and annual gross sales in-state of \$100,000 or more. **Excludes single items over \$5,000. ***Excludes single items over \$10,000. ****Excludes single items over \$1,250.
 Source: Estimates by US Economic Research based on Arizona Department of Revenue tax collection data.

MAJOR INDUSTRY SALES (2021)

	January	February	March	April	May	June	July	August	September	October	November	December	Total
Arizona													
Retail	\$6,612,304,860	\$6,819,336,742	\$8,526,530,404	\$7,971,833,996	\$8,021,727,185	\$8,031,763,666	\$7,494,725,768	\$7,521,483,131	\$7,757,138,424	\$7,793,077,365	\$8,177,659,720	\$10,055,636,098	\$94,783,217,359
Restaurant & Bar	\$1,207,133,318	\$1,319,530,327	\$1,612,450,040	\$1,537,364,166	\$1,624,060,617	\$1,461,965,454	\$1,461,196,140	\$1,409,579,924	\$1,487,984,748	\$1,647,666,498	\$1,550,597,480	\$1,705,413,454	\$18,024,942,166
Hotel/Motel	\$218,550,600	\$269,399,184	\$415,313,739	\$376,855,818	\$352,792,408	\$323,100,103	\$310,941,619	\$278,448,385	\$337,948,041	\$430,958,763	\$400,144,153	\$392,245,053	\$4,106,697,866
Remote Seller Sales*	\$691,566,065	\$654,568,190	\$881,150,962	\$783,498,292	\$777,401,221	\$749,257,993	\$694,341,799	\$768,566,309	\$766,730,561	\$803,396,795	\$1,000,306,532	\$1,119,421,666	\$9,690,206,385
Cochise County													
Retail	\$79,548,418	\$83,882,743	\$100,188,114	\$97,239,693	\$97,647,917	\$94,086,571	\$89,554,367	\$87,078,292	\$90,292,056	\$88,354,924	\$94,929,531	\$114,802,444	\$1,117,605,070
Restaurant & Bar	\$12,803,079	\$14,094,693	\$16,174,432	\$15,691,186	\$17,926,598	\$15,318,989	\$16,105,378	\$14,604,711	\$14,887,135	\$15,423,724	\$13,353,223	\$15,571,139	\$181,954,287
Hotel/Motel	\$3,835,028	\$3,237,052	\$3,783,899	\$3,681,257	\$4,192,443	\$3,647,776	\$3,953,150	\$3,782,223	\$3,518,916	\$4,089,831	\$3,473,116	\$4,903,119	\$46,097,810
Remote Seller Sales*	\$12,051,862	\$10,859,885	\$14,680,730	\$13,533,841	\$12,468,401	\$12,696,606	\$11,656,418	\$12,834,497	\$12,347,927	\$12,613,475	\$15,077,732	\$16,618,973	\$157,440,347
Benson													
Retail **	\$5,961,611	\$5,810,977	\$6,873,687	\$6,714,711	\$6,547,531	\$6,312,749	\$6,149,773	\$6,178,540	\$6,444,726	\$6,039,548	\$6,859,958	\$7,659,414	\$77,553,225
Restaurant & Bar	\$1,157,473	\$1,327,118	\$1,663,286	\$1,465,200	\$1,475,230	\$1,489,815	\$1,776,893	\$1,304,580	\$1,322,336	\$1,396,049	\$1,261,485	\$1,495,488	\$17,134,953
Hotel/Motel	\$879,024	\$885,725	\$334,099	\$240,074	\$375,478	\$252,411	\$248,730	\$220,524	\$252,386	\$315,208	\$361,234	\$1,327,687	\$5,692,579
Bisbee													
Retail	\$2,572,519	\$2,830,429	\$3,676,423	\$3,153,277	\$3,414,947	\$3,182,445	\$2,870,267	\$3,565,097	\$2,709,565	\$2,765,044	\$3,116,816	\$3,007,380	\$36,864,207
Restaurant & Bar	\$669,275	\$1,229,367	\$785,310	\$974,376	\$1,255,971	\$802,143	\$951,335	\$1,003,020	\$660,277	\$812,134	\$580,365	\$1,002,328	\$10,725,900
Hotel/Motel	\$406,331	\$445,012	\$574,260	\$438,818	\$450,841	\$350,490	\$332,745	\$343,618	\$428,630	\$399,622	\$359,318	\$365,214	\$4,894,899
Douglas													
Retail ***	\$7,730,189	\$7,277,392	\$9,721,751	\$8,967,202	\$9,164,375	\$8,899,003	\$8,313,693	\$8,163,707	\$8,647,063	\$7,894,246	\$10,823,673	\$13,441,804	\$109,044,098
Restaurant & Bar	\$1,230,050	\$1,261,130	\$1,513,361	\$1,648,275	\$1,742,604	\$1,319,394	\$1,341,524	\$1,379,234	\$1,377,355	\$1,191,163	\$1,337,091	\$1,333,682	\$16,674,864
Huachuca City													
Retail	\$569,746	\$753,182	\$720,448	\$705,581	\$731,469	\$727,433	\$614,250	\$598,971	\$705,478	\$608,993	\$699,752	\$777,569	\$8,212,872
Sierra Vista													
Retail	\$46,646,285	\$47,107,897	\$59,004,276	\$56,646,813	\$55,828,975	\$54,712,880	\$51,998,088	\$50,417,464	\$52,676,881	\$51,879,673	\$54,183,631	\$65,587,815	\$646,690,679
Restaurant & Bar	\$8,030,687	\$7,866,747	\$9,399,110	\$9,384,257	\$10,010,402	\$8,742,068	\$9,394,410	\$8,356,410	\$8,833,907	\$9,044,406	\$7,775,752	\$8,722,728	\$105,560,883
Lodging/Extended Stay	\$1,431,258	\$1,268,968	\$1,742,859	\$1,574,364	\$1,785,902	\$1,911,783	\$2,098,561	\$1,950,620	\$1,772,400	\$1,767,536	\$1,605,798	\$1,584,767	\$20,494,816
Tombstone													
Retail	\$1,122,873	\$1,499,076	\$2,114,085	\$1,609,019	\$2,209,651	\$1,540,240	\$1,788,405	\$1,209,204	\$1,422,211	\$1,984,573	\$1,543,229	\$1,619,686	\$19,662,252
Restaurant & Bar	\$600,986	\$795,659	\$950,366	\$725,413	\$1,071,093	\$674,027	\$736,497	\$594,622	\$657,170	\$882,975	\$719,187	\$652,264	\$9,060,260
Hotel/Motel	\$263,566	\$265,331	\$418,661	\$342,872	\$312,165	\$227,066	\$348,084	\$215,944	\$232,094	\$430,804	\$299,028	\$347,459	\$3,703,073
Willcox													
Retail ****	\$2,777,739	\$4,292,292	\$4,906,501	\$4,378,999	\$4,573,717	\$4,020,722	\$3,875,314	\$4,076,599	\$4,061,423	\$3,877,776	\$3,119,245	\$5,216,847	\$49,177,175
Restaurant & Bar	\$602,970	\$862,002	\$1,247,662	\$904,797	\$933,655	\$1,202,885	\$947,291	\$898,733	\$1,123,898	\$932,820	\$743,217	\$1,120,353	\$11,520,282
Hotel/Motel	\$433,255	\$382,360	\$402,191	\$767,482	\$505,540	\$463,139	\$661,203	\$504,871	\$489,997	\$552,869	\$495,610	\$562,536	\$6,221,054

Note: Retail excludes food for home consumption. * Includes sales from sellers without a physical presence in Arizona and annual gross sales in-state of \$100,000 or more. **Excludes single items over \$5,000. ***Excludes single items over \$10,000. ****Excludes single items over \$1,250.

Source: Estimates by US Economic Research based on Arizona Department of Revenue tax collection data.

MAJOR INDUSTRY SALES (2020)													
	January	February	March	April	May	June	July	August	September	October	November	December	Total
Arizona													
Retail	\$5,981,400,306	\$5,858,824,404	\$6,321,790,846	\$5,543,704,890	\$6,612,460,045	\$6,864,918,330	\$6,385,855,313	\$6,584,580,019	\$6,680,004,920	\$6,613,638,744	\$7,013,473,716	\$8,647,226,296	\$79,107,877,829
Restaurant & Bar	\$1,355,719,230	\$1,223,800,006	\$1,039,806,621	\$808,405,982	\$1,067,344,821	\$1,108,654,107	\$1,014,762,713	\$1,082,556,757	\$1,145,602,937	\$1,196,474,218	\$1,189,242,645	\$1,210,993,786	\$13,443,363,823
Hotel/Motel	\$368,670,927	\$388,584,572	\$234,935,440	\$78,440,490	\$126,797,286	\$188,876,145	\$173,639,348	\$184,205,825	\$213,744,231	\$249,161,991	\$219,890,745	\$196,053,122	\$2,623,000,122
Cochise County													
Retail	\$70,635,290	\$77,285,285	\$80,788,451	\$84,183,624	\$91,706,654	\$92,189,565	\$82,708,626	\$81,601,661	\$63,545,576	\$78,948,000	\$85,682,852	\$101,856,773	\$991,132,357
Restaurant & Bar	\$12,863,821	\$12,021,938	\$11,423,782	\$8,937,249	\$13,158,131	\$12,627,010	\$13,148,855	\$12,792,853	\$14,061,154	\$13,329,564	\$12,639,621	\$13,487,781	\$150,491,759
Hotel/Motel	\$3,634,207	\$4,226,166	\$2,404,916	\$1,559,236	\$1,833,149	\$2,197,139	\$2,500,377	\$2,545,901	\$2,533,501	\$3,455,522	\$2,577,441	\$2,429,897	\$31,897,452
Benson													
Retail **	\$5,715,605	\$5,358,045	\$6,068,061	\$6,142,504	\$6,386,923	\$5,994,640	\$7,427,597	\$6,049,779	\$5,826,253	\$5,409,988	\$6,356,624	\$7,403,550	\$74,139,569
Restaurant & Bar	\$1,371,345	\$1,053,200	\$922,353	\$933,884	\$1,184,080	\$1,152,978	\$1,147,010	\$1,114,977	\$1,188,533	\$1,130,156	\$1,219,159	\$1,421,462	\$13,839,138
Hotel/Motel	\$381,249	\$1,258,235	\$308,661	\$137,515	\$147,796	\$179,437	\$182,101	\$148,843	\$198,881	\$268,715	\$239,674	\$250,947	\$3,702,054
Bisbee													
Retail	\$2,235,449	\$2,293,409	\$2,511,897	\$2,738,839	\$2,973,211	\$2,529,051	\$2,770,263	\$2,591,265	\$2,899,217	\$2,647,267	\$2,845,649	\$3,083,062	\$32,118,579
Restaurant & Bar	\$821,089	\$1,031,274	\$551,575	\$506,232	\$637,769	\$617,883	\$566,311	\$664,451	\$877,516	\$965,968	\$817,609	\$507,600	\$8,565,277
Hotel/Motel	\$483,590	\$357,562	\$167,893	\$34,770	\$120,699	\$218,498	\$281,775	\$314,812	\$387,977	\$373,444	\$318,193	\$293,692	\$3,352,906
Douglas													
Retail ***	\$6,930,318	\$7,623,446	\$8,301,884	\$7,055,139	\$8,842,819	\$8,180,320	\$7,906,611	\$7,883,576	\$8,162,299	\$7,215,330	\$8,827,908	\$11,192,023	\$98,121,671
Restaurant & Bar	\$1,159,525	\$1,135,965	\$1,192,084	\$975,315	\$1,456,408	\$1,231,863	\$1,435,020	\$1,358,247	\$1,336,444	\$1,259,082	\$1,282,219	\$1,315,291	\$15,137,463
Huachuca City													
Retail	\$593,484	\$536,347	\$781,338	\$631,896	\$680,168	\$923,167	\$665,022	\$646,963	\$817,111	\$549,537	\$817,394	\$796,808	\$8,439,235
Sierra Vista													
Retail	\$39,329,095	\$41,432,377	\$43,717,245	\$43,871,119	\$51,355,157	\$51,667,082	\$47,009,736	\$45,844,892	\$48,902,391	\$46,546,435	\$48,889,090	\$59,941,805	\$568,506,425
Restaurant & Bar	\$7,496,446	\$7,177,032	\$6,566,171	\$5,457,258	\$7,802,936	\$7,716,635	\$8,174,692	\$7,939,767	\$8,383,513	\$7,873,074	\$7,401,218	\$8,243,540	\$90,232,282
Lodging/Extended Stay	\$1,592,021	\$1,578,321	\$838,367	\$925,144	\$739,530	\$926,861	\$1,158,427	\$1,156,591	\$1,195,980	\$1,574,069	\$1,012,979	\$1,110,286	\$13,808,575
Tombstone													
Retail	\$1,005,347	\$1,347,711	\$1,029,477	\$679,572	\$857,523	\$1,024,323	\$1,035,704	\$928,572	\$1,279,271	\$1,418,069	\$1,380,528	\$1,290,738	\$13,276,837
Restaurant & Bar	\$698,233	\$591,959	\$756,333	\$86,394	\$888,205	\$485,462	\$347,250	\$434,257	\$543,915	\$664,870	\$662,759	\$443,038	\$6,602,725
Hotel/Motel	\$220,353	\$380,993	\$256,999	\$30,049	\$112,756	\$117,177	\$154,738	\$151,496	\$170,407	\$343,380	\$297,288	\$161,103	\$2,396,739
Willcox													
Retail ****	\$3,057,398	\$3,145,775	\$3,755,780	\$3,578,735	\$3,994,578	\$3,712,448	\$3,524,156	\$3,343,740	\$3,410,587	\$2,802,167	\$4,314,186	\$3,828,121	\$42,467,672
Restaurant & Bar	\$736,803	\$581,567	\$816,462	\$619,613	\$876,090	\$713,170	\$1,025,233	\$797,380	\$1,032,231	\$863,250	\$742,029	\$1,050,665	\$9,854,494
Hotel/Motel	NA	NA	NA	NA	NA	\$401,485	\$354,055	\$366,914	\$604,669	\$450,842	\$345,018	\$338,262	NA

Note: Retail excludes food for home consumption. **Excludes single items over \$5,000. ***Excludes single items over \$10,000. ****Excludes single items over \$1,250. NA = data not available.
Source: Estimates by US Economic Research based on Arizona Department of Revenue tax collection data.

MAJOR INDUSTRY SALES (2019)

	January	February	March	April	May	June	July	August	September	October	November	December	Total
Arizona													
Retail	\$5,541,916,718	\$5,386,108,558	\$6,619,754,675	\$6,249,400,857	\$6,223,017,296	\$6,048,151,673	\$5,916,974,079	\$6,081,598,751	\$5,754,630,254	\$6,126,588,363	\$6,424,297,073	\$8,032,429,540	\$74,404,867,837
Restaurant & Bar	\$1,299,639,337	\$1,299,688,172	\$1,568,744,042	\$1,379,522,390	\$1,358,284,531	\$1,247,010,012	\$1,184,635,581	\$1,219,844,572	\$1,252,123,242	\$1,313,267,310	\$1,355,219,091	\$1,404,523,123	\$15,882,501,403
Hotel/Motel	\$328,486,005	\$374,263,165	\$508,607,107	\$367,550,097	\$306,503,583	\$260,769,841	\$241,619,082	\$241,693,050	\$279,148,983	\$339,654,370	\$313,153,726	\$287,466,752	\$3,848,915,761
Cochise County													
Retail	\$65,114,992	\$68,899,553	\$94,655,529	\$89,095,668	\$78,257,617	\$76,544,563	\$75,957,826	\$76,813,250	\$81,779,630	\$74,231,870	\$77,438,347	\$100,711,870	\$959,500,715
Restaurant & Bar	\$11,862,131	\$12,914,028	\$15,588,238	\$14,501,738	\$14,641,762	\$13,899,242	\$13,622,099	\$13,196,114	\$13,367,272	\$12,679,192	\$13,778,965	\$13,871,606	\$163,922,387
Hotel/Motel	\$3,239,229	\$4,079,033	\$4,424,141	\$3,662,666	\$3,594,981	\$3,359,309	\$3,511,025	\$3,448,307	\$2,911,446	\$3,862,195	\$3,071,231	\$2,936,198	\$42,099,761
Benson													
Retail **	\$4,992,097	\$5,215,685	\$5,789,405	\$5,435,907	\$5,631,975	\$5,694,389	\$4,906,847	\$5,214,691	\$4,960,791	\$5,132,455	\$6,043,106	\$6,614,235	\$65,631,584
Restaurant & Bar	\$1,246,659	\$1,309,771	\$1,540,930	\$1,318,064	\$1,292,913	\$1,209,546	\$1,177,677	\$991,590	\$1,108,355	\$1,318,739	\$1,266,542	\$1,310,574	\$15,091,360
Hotel/Motel	\$481,151	\$919,072	\$674,145	\$433,889	\$324,371	\$287,032	\$262,445	\$253,347	\$197,366	\$373,957	\$308,812	\$306,601	\$4,822,187
Bisbee													
Retail	\$2,005,984	\$1,977,042	\$2,397,490	\$2,244,562	\$2,169,859	\$2,343,996	\$2,321,662	\$2,086,423	\$2,301,012	\$2,330,250	\$2,309,182	\$2,962,055	\$27,449,517
Restaurant & Bar	\$840,717	\$1,244,019	\$1,123,394	\$1,161,345	\$1,195,653	\$945,048	\$924,360	\$789,789	\$1,258,971	\$839,531	\$1,200,351	\$1,060,162	\$12,583,341
Hotel/Motel	\$469,757	\$820,596	\$511,724	\$402,553	\$388,807	\$311,095	\$406,118	\$280,197	\$489,295	\$430,363	\$316,555	\$449,235	\$5,276,295
Douglas													
Retail ***	\$6,327,611	\$6,834,033	\$8,269,538	\$7,816,186	\$8,387,733	\$7,783,650	\$7,431,128	\$8,038,265	\$6,899,019	\$7,469,177	\$9,010,095	\$11,989,450	\$96,255,885
Restaurant & Bar	\$949,486	\$1,007,450	\$1,354,340	\$1,387,509	\$1,360,802	\$1,280,865	\$1,275,485	\$1,320,683	\$1,268,783	\$1,237,418	\$1,270,937	\$1,376,213	\$15,089,971
Huachuca City													
Retail	\$501,719	\$488,776	\$723,393	\$547,638	\$670,786	\$537,474	\$798,979	\$544,815	\$666,887	\$367,552	\$699,293	\$925,367	\$7,472,678
Sierra Vista													
Retail	\$37,169,059	\$38,810,662	\$46,849,074	\$44,354,504	\$43,130,284	\$43,311,036	\$44,160,009	\$44,435,881	\$41,115,312	\$42,315,007	\$45,321,447	\$54,826,082	\$525,798,355
Restaurant & Bar	\$6,911,802	\$7,259,610	\$8,880,055	\$8,283,692	\$8,470,390	\$8,241,164	\$7,989,045	\$7,894,708	\$7,592,885	\$7,284,432	\$8,000,179	\$8,182,060	\$94,990,020
Lodging/Extended Stay	\$1,260,479	\$1,493,279	\$1,740,314	\$1,690,860	\$1,725,553	\$1,449,068	\$1,748,299	\$1,759,768	\$1,298,728	\$1,641,568	\$1,374,990	\$1,220,016	\$18,402,922
Tombstone													
Retail	\$1,023,347	\$1,182,905	\$1,649,642	\$1,210,116	\$1,254,874	\$1,040,010	\$1,035,804	\$922,599	\$1,031,093	\$1,119,016	\$1,081,160	\$1,133,947	\$13,684,511
Restaurant & Bar	\$624,936	\$744,869	\$1,030,329	\$772,447	\$669,099	\$576,471	\$584,139	\$421,598	\$660,399	\$650,709	\$649,034	\$579,614	\$7,963,643
Hotel/Motel	\$251,666	\$313,512	\$416,696	\$328,132	\$228,105	\$259,611	\$209,012	\$184,490	\$195,041	\$368,134	\$251,621	\$219,012	\$3,225,032
Willcox													
Retail ****	\$2,854,688	\$2,741,035	\$3,345,425	\$3,179,863	\$3,338,901	\$3,628,970	\$3,107,663	\$2,968,422	\$3,141,417	\$3,564,692	\$3,099,172	\$3,509,704	\$38,479,951
Restaurant & Bar	\$565,970	\$657,053	\$759,406	\$933,242	\$745,655	\$807,623	\$858,648	\$828,716	\$820,740	\$852,000	\$773,381	\$787,749	\$9,390,182

Note: Retail excludes food for home consumption. **Excludes single Items over \$5,000. ***Excludes single Items over \$10,000. ****Excludes single Items over \$1,250.
 Source: Estimates by US Economic Research based on Arizona Department of Revenue tax collection data.

MAJOR INDUSTRY SALES (2018)

	January	February	March	April	May	June	July	August	September	October	November	December	Total
Arizona													
Retail	\$5,336,935,076	\$5,330,517,989	\$6,373,787,096	\$5,564,633,273	\$5,887,872,199	\$5,720,966,848	\$5,475,900,525	\$5,655,542,597	\$5,578,132,227	\$5,629,992,127	\$6,208,147,864	\$7,316,510,233	\$70,078,938,054
Restaurant & Bar	\$1,183,179,879	\$1,274,711,741	\$1,436,790,655	\$1,327,703,882	\$1,245,339,767	\$1,170,795,299	\$1,111,471,377	\$1,104,339,582	\$1,192,936,221	\$1,233,925,619	\$1,224,924,866	\$1,288,616,719	\$14,794,735,607
Hotel/Motel	\$294,863,089	\$360,394,677	\$480,335,205	\$335,938,593	\$284,928,499	\$235,230,085	\$225,082,302	\$211,798,270	\$255,188,679	\$320,632,356	\$278,094,664	\$235,467,367	\$3,517,953,786
Cochise County													
Retail	\$64,954,651	\$63,373,184	\$78,412,513	\$68,514,911	\$74,271,047	\$72,521,022	\$72,092,060	\$70,626,681	\$66,916,843	\$69,349,083	\$77,608,173	\$88,116,911	\$866,757,079
Restaurant & Bar	\$11,385,045	\$12,704,611	\$14,313,737	\$13,113,949	\$13,128,626	\$12,385,811	\$13,575,155	\$11,909,857	\$12,980,027	\$12,315,856	\$11,927,740	\$12,417,628	\$152,158,042
Hotel/Motel	\$2,908,204	\$3,556,619	\$4,082,944	\$3,667,891	\$3,456,254	\$2,959,707	\$2,794,602	\$2,754,622	\$2,800,235	\$3,289,269	\$2,631,185	\$2,905,966	\$37,807,498
Benson													
Retail **	\$4,679,946	\$4,381,287	\$5,207,801	\$4,833,446	\$4,913,959	\$4,511,786	\$4,410,476	\$4,625,683	\$4,513,966	\$4,716,179	\$5,729,177	\$5,729,177	\$58,252,883
Restaurant & Bar	\$1,315,444	\$1,052,647	\$1,250,408	\$1,132,261	\$1,315,582	\$1,055,342	\$1,098,804	\$1,009,553	\$1,007,499	\$1,088,262	\$1,068,040	\$1,068,040	\$13,461,882
Hotel/Motel	\$463,047	\$554,874	\$490,190	\$340,931	\$320,018	\$280,785	\$231,383	\$314,609	\$563,116	\$398,701	\$318,389	\$318,389	\$4,594,431
Bisbee													
Retail	\$1,861,605	\$1,915,816	\$2,418,375	\$2,062,707	\$2,212,637	\$1,991,550	\$1,863,914	\$2,083,823	\$1,911,982	\$2,139,346	\$1,984,742	\$1,984,742	\$24,431,237
Restaurant & Bar	\$741,655	\$1,122,645	\$1,123,004	\$1,073,930	\$867,657	\$795,052	\$1,065,403	\$711,894	\$1,074,655	\$926,489	\$843,677	\$843,677	\$11,189,737
Hotel/Motel	\$232,618	\$544,004	\$348,755	\$433,103	\$197,959	\$293,807	\$177,182	\$325,975	\$295,390	\$362,790	\$167,795	\$167,795	\$3,547,171
Douglas													
Retail ***	\$6,566,369	\$6,568,808	\$8,228,090	\$7,022,538	\$8,401,926	\$7,567,996	\$7,328,587	\$7,240,988	\$6,798,725	\$7,090,822	\$8,822,216	\$8,822,216	\$90,459,283
Restaurant & Bar	\$763,891	\$1,403,701	\$1,192,196	\$999,358	\$1,226,547	\$1,212,713	\$1,521,317	\$1,219,481	\$1,133,656	\$1,122,479	\$1,083,008	\$1,036,687	\$13,915,035
Huachuca City													
Retail	\$416,903	\$456,093	\$520,437	\$594,625	\$767,513	\$423,739	\$489,600	\$543,624	\$552,527	\$496,757	\$790,925	\$624,414	\$6,677,156
Sierra Vista													
Retail	\$36,628,733	\$36,721,182	\$45,852,331	\$39,181,971	\$42,192,996	\$41,800,253	\$42,084,582	\$41,951,900	\$39,553,208	\$39,804,921	\$45,002,130	\$45,002,130	\$495,776,337
Restaurant & Bar	\$6,907,316	\$7,214,231	\$8,470,471	\$7,063,117	\$7,566,377	\$7,231,069	\$7,468,963	\$7,327,124	\$7,629,037	\$7,213,001	\$6,808,112	\$6,808,112	\$87,706,928
Lodging/Extended Stay	\$1,407,824	\$1,193,293	\$1,603,358	\$1,835,428	\$1,540,931	\$1,254,001	\$1,381,404	\$1,163,809	\$1,307,521	\$1,350,050	\$1,159,669	\$1,159,669	\$16,356,958
Tombstone													
Retail	\$1,061,385	\$1,262,145	\$1,511,896	\$1,194,120	\$1,243,539	\$894,708	\$961,125	\$862,327	\$914,387	\$1,199,555	\$1,031,668	\$1,031,668	\$13,168,524
Willcox													
Retail ****	\$2,768,172	\$2,793,368	\$3,312,097	\$3,094,917	\$3,641,803	\$3,070,803	\$2,852,076	\$2,869,143	\$2,919,828	\$2,914,119	\$2,990,603	\$2,990,603	\$36,217,532
Restaurant & Bar	\$558,959	\$545,454	\$763,175	\$683,712	\$687,400	\$682,138	\$700,453	\$611,661	\$765,562	\$798,266	\$723,450	\$723,450	\$8,243,679

Note: Retail excludes food for home consumption. **Excludes single Items over \$5,000. ***Excludes single Items over \$10,000. ****Excludes single Items over \$1,250. NA = data not available.
Source: Estimates by US Economic Research based on Arizona Department of Revenue tax collection data.

MAJOR INDUSTRY SALES (2017)

	January	February	March	April	May	June	July	August	September	October	November	December	Total
Arizona													
Retail	\$4,963,743,299	\$4,991,851,202	\$5,710,644,228	\$5,376,042,282	\$5,557,814,185	\$5,523,187,199	\$4,989,692,943	\$5,290,571,616	\$5,319,281,454	\$5,179,680,698	\$5,640,879,350	\$6,982,772,469	\$65,526,160,925
Restaurant & Bar	\$1,134,157,678	\$1,185,066,825	\$1,339,855,945	\$1,284,859,380	\$1,212,867,219	\$1,082,639,212	\$1,025,900,941	\$1,042,001,697	\$1,143,078,473	\$1,176,279,912	\$1,121,191,385	\$1,288,738,875	\$14,036,637,542
Hotel/Motel	\$263,850,415	\$327,472,384	\$414,901,931	\$343,354,045	\$259,788,715	\$223,774,340	\$197,156,357	\$193,407,311	\$227,255,350	\$282,776,139	\$247,295,497	\$214,855,222	\$3,195,887,706
Cochise County													
Retail	\$58,432,074	\$61,396,825	\$70,833,641	\$67,887,173	\$70,900,212	\$75,751,411	\$67,886,521	\$65,721,344	\$67,488,303	\$63,361,448	\$70,773,662	\$86,213,020	\$826,645,634
Restaurant & Bar	\$11,750,961	\$11,896,514	\$13,629,802	\$13,148,570	\$12,797,619	\$12,012,039	\$12,064,035	\$12,090,600	\$11,791,981	\$12,529,594	\$11,161,923	\$13,224,674	\$148,098,312
Hotel/Motel	\$2,926,988	\$3,415,886	\$3,959,007	\$4,218,395	\$3,388,219	\$3,380,342	\$2,879,087	\$2,794,126	\$2,752,428	\$3,260,745	\$3,008,837	\$2,674,494	\$38,658,554
Benson													
Retail **	\$4,488,004	\$4,279,101	\$4,911,522	\$5,448,623	\$4,623,205	\$4,468,097	\$4,674,301	\$4,294,029	\$4,391,707	\$4,181,098	\$5,007,911	\$5,510,014	\$56,277,612
Restaurant & Bar	\$1,186,848	\$1,147,250	\$1,194,458	\$1,046,666	\$1,035,078	\$1,011,438	\$997,989	\$923,856	\$683,271	\$1,051,080	\$890,409	\$346,399	\$11,514,740
Hotel/Motel	\$399,347	\$570,372	\$394,207	\$563,979	\$492,974	\$409,222	\$419,584	\$249,688	\$242,720	\$361,861	\$304,083	\$335,733	\$4,743,768
Bisbee													
Retail	\$2,019,777	\$1,953,303	\$2,103,076	\$2,428,176	\$2,218,353	\$2,165,064	\$1,930,533	\$1,841,601	\$1,853,715	\$2,001,972	\$2,201,760	\$2,124,963	\$24,842,293
Restaurant & Bar	\$1,059,445	\$790,940	\$1,276,813	\$921,468	\$1,060,472	\$853,449	\$848,588	\$725,518	\$705,989	\$1,027,695	\$887,004	\$928,020	\$11,085,402
Hotel/Motel	\$244,910	\$273,843	\$326,063	\$766,789	\$313,500	\$364,096	\$290,595	\$217,321	\$251,049	\$391,144	\$323,946	\$313,675	\$4,076,933
Douglas													
Retail ***	\$5,727,255	\$6,156,970	\$7,273,298	\$7,331,113	\$7,956,525	\$7,757,343	\$6,812,175	\$6,928,251	\$7,126,875	\$7,081,420	\$8,563,311	\$10,871,645	\$89,586,181
Restaurant & Bar	\$933,582	\$922,225	\$1,446,726	\$748,056	\$1,282,265	\$1,148,613	\$1,527,098	\$863,320	\$1,304,324	\$909,320	\$1,109,997	\$1,358,352	\$13,553,878
Huachuca City													
Retail	\$529,846	\$286,348	\$488,525	\$426,109	\$555,063	\$408,759	\$703,027	\$392,413	\$440,242	\$378,651	\$450,795	\$482,222	\$5,542,001
Sierra Vista													
Retail	\$34,969,365	\$35,195,495	\$42,894,822	\$38,530,405	\$40,199,130	\$41,458,122	\$38,326,898	\$38,157,446	\$39,778,682	\$36,972,354	\$42,630,988	\$50,260,734	\$479,374,439
Restaurant & Bar	\$6,628,703	\$6,799,268	\$7,492,538	\$7,672,769	\$7,537,799	\$7,150,703	\$6,855,773	\$7,080,045	\$6,966,688	\$7,199,102	\$6,545,978	\$7,618,211	\$85,547,578
Lodging/Extended Stay	\$1,261,763	\$1,589,021	\$1,757,523	\$1,546,549	\$1,518,978	\$1,350,470	\$1,350,470	\$1,388,729	\$1,190,096	\$1,404,345	\$1,203,746	\$942,032	\$16,503,721
Tombstone													
Retail	\$1,005,452	\$1,084,800	\$1,253,041	\$1,291,820	\$1,087,980	\$950,750	\$1,514,350	\$818,873	\$2,201,945	\$1,210,462	\$991,516	\$1,058,368	\$14,469,358
Willcox													
Retail ****	\$2,699,164	\$2,779,191	\$2,883,278	\$3,654,879	\$3,431,903	\$3,157,694	\$2,663,591	\$2,917,647	\$2,928,595	\$3,224,352	\$2,887,664	\$3,293,949	\$36,521,906
Restaurant & Bar	\$662,831	\$578,107	\$781,776	\$689,505	\$738,115	\$692,804	\$711,222	\$579,553	\$731,974	\$780,331	\$574,050	\$702,891	\$8,223,159

Note: Retail excludes food for home consumption. **Excludes single Items over \$5,000. ***Excludes single Items over \$10,000. ****Excludes single Items over \$1,250. NA = data not available.
Source: Estimates by US Economic Research based on Arizona Department of Revenue tax collection data.

MAJOR INDUSTRY SALES (2016)													
	January	February	March	April	May	June	July	August	September	October	November	December	Total
Arizona													
Retail	\$4,734,484,043	\$5,057,764,371	\$5,579,126,573	\$5,095,484,245	\$5,183,701,182	\$5,194,587,980	\$4,996,674,786	\$4,949,161,410	\$5,010,813,762	\$4,993,499,998	\$5,388,499,957	\$6,789,071,552	\$62,972,869,859
Restaurant & Bar	\$1,110,430,668	\$1,163,049,416	\$1,246,010,587	\$1,172,091,360	\$1,127,491,830	\$1,024,992,839	\$1,030,523,841	\$998,743,595	\$1,030,888,735	\$1,107,730,679	\$1,056,996,978	\$1,164,884,534	\$13,233,835,062
Accommodation	\$248,965,730	\$312,188,642	\$390,696,419	\$283,640,240	\$239,572,446	\$198,181,151	\$183,280,104	\$177,556,200	\$214,568,702	\$257,516,743	\$230,363,756	\$187,830,410	\$2,924,360,543
Cochise County													
Retail	\$59,052,081	\$65,909,476	\$70,220,435	\$65,754,737	\$66,376,748	\$76,354,355	\$63,450,482	\$64,889,436	\$64,268,419	\$64,175,109	\$66,698,315	\$80,236,485	\$807,386,078
Restaurant & Bar	\$11,788,998	\$12,611,999	\$13,328,221	\$12,608,670	\$13,134,079	\$12,258,640	\$13,680,819	\$11,304,152	\$11,222,932	\$11,179,115	\$10,760,164	\$13,198,770	\$147,076,559
Accommodation	\$2,710,666	\$3,190,088	\$3,564,402	\$3,008,881	\$3,062,125	\$2,635,612	\$2,550,282	\$2,558,224	\$2,339,679	\$3,045,379	\$2,758,873	\$2,841,061	\$34,265,272
Benson													
Retail **	\$4,510,397	\$4,856,213	\$5,268,129	\$4,492,585	\$4,506,293	\$4,591,118	\$4,090,281	\$4,065,157	\$4,335,090	\$4,161,201	\$5,097,602	\$5,509,184	\$55,483,248
Restaurant & Bar	\$1,129,482	\$1,155,346	\$1,334,373	\$1,069,045	\$1,117,450	\$1,053,606	\$1,075,545	\$864,967	\$962,807	\$1,007,159	\$1,145,838	\$1,128,314	\$13,043,932
Accommodation	\$437,547	\$605,447	\$537,030	\$369,341	\$296,422	\$287,325	\$262,353	\$191,532	\$196,619	\$303,902	\$381,906	\$401,527	\$4,270,951
Bisbee													
Retail	\$1,842,908	\$2,123,200	\$2,296,269	\$2,185,208	\$2,361,475	\$2,122,137	\$1,798,398	\$1,869,812	\$2,241,653	\$1,977,870	\$1,959,632	\$2,246,378	\$25,024,939
Restaurant & Bar	\$860,893	\$798,703	\$906,814	\$820,679	\$867,308	\$716,992	\$768,311	\$788,940	\$729,159	\$506,150	\$934,456	\$876,784	\$9,575,188
Accommodation	\$256,989	\$418,731	\$431,414	\$409,392	\$288,699	\$254,596	\$173,468	\$265,067	\$317,515	\$316,542	\$424,642	\$517,788	\$4,074,844
Douglas													
Restaurant & Bar	\$1,183,624	\$1,266,012	\$1,271,413	\$1,303,238	\$1,280,206	\$1,192,952	\$994,485	\$1,270,639	\$1,212,663	\$1,083,222	\$738,445	\$1,263,022	\$14,059,919
Huachuca City													
Retail	\$350,989	\$500,450	\$399,664	\$411,874	\$415,121	\$395,177	\$411,506	\$366,173	\$394,551	\$433,403	\$458,751	\$494,761	\$5,032,420
Sierra Vista													
Retail	\$34,510,427	\$37,388,345	\$40,821,327	\$38,447,490	\$38,684,164	\$39,979,796	\$38,478,951	\$36,952,056	\$39,071,937	\$36,253,810	\$41,023,752	\$49,785,414	\$471,397,469
Restaurant & Bar	\$6,525,017	\$7,045,769	\$7,188,449	\$7,113,803	\$7,532,093	\$6,837,032	\$6,800,955	\$6,714,427	\$6,712,207	\$6,604,686	\$6,355,877	\$7,572,031	\$83,002,346
Accommodation	\$1,223,711	\$1,358,579	\$1,240,789	\$1,327,695	\$1,360,039	\$1,292,109	\$1,413,229	\$1,360,336	\$1,022,207	\$1,434,285	\$1,081,987	\$1,043,455	\$15,158,422
Tombstone													
Retail	\$919,795	\$1,242,540	\$1,557,848	\$1,251,381	\$1,180,923	\$800,403	\$962,985	\$722,182	\$871,752	\$1,119,523	\$957,619	\$910,744	\$12,497,695
Restaurant & Bar	\$657,202	\$701,831	\$759,555	\$618,471	\$568,220	\$471,081	\$476,545	N/A	N/A	N/A	N/A	N/A	N/A
Accommodation	\$218,819	\$287,914	\$384,039	\$231,885	\$302,915	\$191,789	\$168,294	N/A	N/A	N/A	N/A	N/A	N/A
Willcox													
Retail ***	\$3,092,054	\$2,993,330	\$2,824,821	\$3,033,883	\$3,022,792	\$2,976,229	\$2,831,940	\$2,806,496	\$2,923,723	\$3,252,002	\$2,369,557	\$2,947,097	\$35,073,923
Restaurant & Bar	\$655,959	\$608,687	\$695,357	\$547,331	\$727,943	\$769,843	\$678,597	\$546,835	\$614,629	\$634,550	\$523,215	\$780,761	\$7,783,707

Note: Retail excludes food for home consumption. **Excludes single Items over \$5,000. ***Excludes single Items over \$10,000. ****Excludes single Items over \$1,250. NA = data not available.
Source: Estimates by US Economic Research based on Arizona Department of Revenue tax collection data.

MAJOR INDUSTRY SALES (2015)

	January	February	March	April	May	June	July	August	September	October	November	December	Total
Arizona													
Retail	\$4,573,754,166	\$4,885,397,300	\$5,547,865,156	\$5,007,068,644	\$5,180,095,890	\$4,920,270,527	\$4,798,265,316	\$4,767,817,228	\$4,904,344,091	\$4,903,564,511	\$5,222,067,858	\$6,447,640,259	\$61,158,150,946
Restaurant & Bar	\$945,794,976	\$1,094,027,781	\$1,159,773,415	\$1,100,786,767	\$1,109,057,365	\$940,331,371	\$924,207,354	\$936,652,003	\$945,514,787	\$1,042,832,965	\$1,034,218,599	\$1,072,423,246	\$12,305,620,629
Accommodation	\$270,055,607	\$298,674,692	\$377,327,012	\$263,435,473	\$230,193,830	\$178,395,414	\$176,543,963	\$165,831,735	\$194,254,741	\$239,623,398	\$212,289,510	\$177,141,235	\$2,783,766,610
Cochise County													
Retail	\$65,123,608	\$73,560,400	\$73,119,474	\$69,230,391	\$70,602,249	\$70,741,675	\$65,337,958	\$62,434,564	\$67,821,584	\$65,469,060	\$68,697,803	\$84,153,169	\$836,291,935
Restaurant & Bar	\$10,506,576	\$12,234,949	\$13,841,995	\$11,917,950	\$13,278,496	\$11,190,256	\$11,811,498	\$11,295,611	\$11,599,536	\$11,377,085	\$11,374,128	\$11,599,155	\$142,027,235
Accommodation	\$2,944,786	\$3,197,042	\$4,182,946	\$2,995,491	\$2,860,664	\$2,843,838	\$2,567,318	\$1,887,835	\$2,934,333	\$2,728,636	\$2,219,722	\$2,522,543	\$33,885,154
Benson													
Retail **	\$5,657,031	\$5,940,587	\$6,683,761	\$4,662,411	\$4,792,395	\$4,328,954	\$4,434,205	\$4,045,679	\$4,106,048	\$4,220,659	\$4,811,895	\$5,378,196	\$59,061,823
Restaurant & Bar	\$951,141	\$1,066,626	\$1,466,370	\$1,089,996	\$1,061,522	\$1,166,998	\$1,117,294	\$924,939	\$987,071	\$898,651	\$999,139	\$1,113,432	\$12,843,179
Accommodation	\$391,210	\$475,054	\$527,144	\$280,944	\$282,918	\$313,053	\$264,810	\$280,537	\$321,161	\$330,803	\$321,949	\$358,600	\$4,148,184
Bisbee													
Retail	\$2,039,334	\$2,423,820	\$2,423,832	\$2,216,707	\$2,017,647	\$2,919,599	\$1,948,594	\$1,744,245	\$1,952,809	\$1,966,081	\$1,906,929	\$3,344,660	\$26,904,255
Restaurant & Bar	\$742,235	\$1,185,194	\$902,715	\$1,091,167	\$1,198,828	\$835,228	\$872,679	\$698,955	\$670,083	\$777,233	\$666,136	\$724,025	\$10,364,477
Accommodation	\$194,762	\$248,983	\$283,035	\$221,607	\$244,762	\$221,123	\$159,372	\$216,128	\$345,569	\$285,168	\$337,468	\$380,393	\$3,138,371
Douglas													
Restaurant & Bar	\$1,228,849	\$1,149,804	\$1,258,504	\$1,349,650	\$1,062,965	\$1,490,466	\$1,260,848	\$1,176,251	\$1,028,135	\$1,301,598	\$1,116,648	\$1,170,284	\$14,594,001
Huachuca City													
Retail	\$558,208	\$441,819	\$459,245	\$514,501	\$819,355	\$478,273	\$377,898	\$465,147	\$60,799	\$390,794	\$404,149	\$463,297	\$5,433,485
Sierra Vista													
Retail	\$35,820,914	\$41,170,234	\$44,523,198	\$40,494,837	\$39,155,477	\$38,979,607	\$38,080,814	\$36,491,938	\$37,868,548	\$36,138,438	\$39,978,047	\$49,288,000	\$477,990,051
Restaurant & Bar	\$5,621,514	\$6,526,535	\$7,109,825	\$6,756,462	\$7,571,654	\$6,380,747	\$6,525,222	\$6,740,700	\$6,761,868	\$6,605,270	\$6,429,027	\$6,791,422	\$79,820,247
Accommodation	\$1,098,161	\$1,305,809	\$1,699,733	\$1,206,101	\$1,122,296	\$1,473,175	\$1,108,242	\$890,743	\$1,275,999	\$1,215,748	\$859,724	\$1,012,260	\$14,267,992
Tombstone													
Retail	\$713,266	\$1,378,877	\$1,513,176	\$1,060,061	\$1,183,371	\$862,033	\$864,601	\$766,467	\$925,644	\$1,009,881	\$1,008,117	\$962,742	\$12,248,236
Restaurant & Bar	\$466,542	\$676,291	\$775,153	\$566,437	\$529,190	\$425,553	\$445,157	\$310,929	\$522,798	\$452,753	\$615,927	\$338,771	\$6,125,501
Accommodation	\$172,054	\$179,655	\$429,312	\$236,933	\$234,445	\$179,775	\$221,263	\$140,254	\$188,103	\$276,314	\$230,853	\$174,083	\$2,663,044
Willcox													
Retail ***	\$4,536,166	\$2,259,776	\$3,118,759	\$2,968,698	\$3,257,636	\$3,153,602	\$2,960,098	\$2,871,340	\$3,051,208	\$2,981,805	\$2,823,856	\$4,228,429	\$38,211,374
Restaurant & Bar	\$437,803	\$450,677	\$609,493	\$515,853	\$815,931	\$550,570	\$685,967	\$691,581	\$584,790	\$648,110	\$611,165	\$601,451	\$7,203,391

Note: Retail excludes food for home consumption. **Excludes single Items over \$5,000. ***Excludes single Items over \$10,000. ****Excludes single Items over \$1,250. NA = data not available.
 Source: Estimates by Cochise College Center for Economic Research based on Arizona Department of Revenue tax collection data.

MAJOR INDUSTRY SALES (2014)

	January	February	March	April	May	June	July	August	September	October	November	December	Total
Arizona													
Retail	\$4,199,229,742	\$4,476,793,693	\$4,965,127,069	\$4,589,830,146	\$4,652,267,573	\$4,512,455,941	\$4,339,708,698	\$4,413,024,365	\$4,447,450,345	\$4,399,936,414	\$4,985,445,484	\$6,151,420,978	\$56,132,690,448
Restaurant & Bar	\$924,166,259	\$995,947,205	\$1,123,490,268	\$996,297,236	\$1,013,873,243	\$899,158,444	\$830,020,631	\$960,321,527	\$923,246,125	\$929,456,624	\$1,010,894,975	\$1,090,946,975	\$11,697,819,512
Accommodation	\$203,980,182	\$248,995,483	\$329,383,535	\$250,203,030	\$210,030,491	\$165,218,765	\$155,485,325	\$157,651,763	\$177,729,504	\$218,326,739	\$190,366,462	\$170,044,560	\$2,477,415,839
Cochise County													
Retail	\$56,961,442	\$60,500,324	\$70,892,545	\$64,352,935	\$68,108,953	\$64,806,844	\$62,376,987	\$62,501,749	\$63,895,546	\$70,406,456	\$72,597,628	\$98,059,248	\$815,460,657
Restaurant & Bar	\$10,781,848	\$11,851,917	\$12,960,419	\$11,717,754	\$11,471,083	\$11,463,060	\$10,517,546	\$11,544,691	\$11,299,250	\$10,148,791	\$11,557,050	\$11,166,230	\$136,479,639
Accommodation	\$2,339,597	\$2,977,315	\$3,432,582	\$3,051,480	\$2,747,957	\$2,387,207	\$2,657,636	\$2,465,434	\$2,471,184	\$2,395,681	\$2,151,821	\$2,199,479	\$31,277,373
Benson													
Retail **	\$6,238,440	\$5,946,640	\$6,447,320	\$6,462,320	\$6,188,720	\$5,806,520	\$5,813,991	\$5,710,879	\$5,432,440	\$5,999,000	\$6,487,800	\$7,278,160	\$73,812,230
Restaurant & Bar	\$1,051,320	\$1,159,640	\$1,127,600	\$1,321,760	\$1,106,160	\$1,107,600	\$990,053	\$1,205,475	\$951,880	\$963,800	\$1,063,080	\$1,068,880	\$13,117,248
Accommodation	\$404,022	\$636,667	\$601,911	\$497,644	\$289,422	\$264,067	\$259,134	\$239,478	\$240,111	\$281,222	\$273,267	\$337,311	\$4,324,257
Bisbee													
Retail	\$2,919,160	\$2,655,440	\$2,893,640	\$3,027,120	\$2,705,440	\$2,653,680	\$2,795,996	\$2,584,899	\$2,621,560	\$2,817,800	\$2,759,840	\$3,219,840	\$33,654,415
Restaurant & Bar	\$740,880	\$824,240	\$955,760	\$798,840	\$715,960	\$777,560	\$595,039	\$653,285	\$839,040	\$675,920	\$891,480	\$762,280	\$9,230,284
Accommodation	\$128,380	\$167,180	\$196,340	\$205,420	\$102,380	\$162,240	\$128,555	\$135,968	\$159,460	\$170,460	\$169,940	\$162,160	\$1,888,482
Douglas													
Restaurant & Bar	\$1,258,135	\$1,238,121	\$1,343,010	\$1,315,266	\$1,276,659	\$1,197,960	\$1,128,253	\$1,282,370	\$1,174,154	\$998,742	\$1,336,519	\$1,188,286	\$14,737,475
Huachuca City													
Retail	\$292,467	\$318,933	\$330,600	\$308,267	\$332,267	\$344,867	\$412,600	\$351,411	\$322,533	\$324,667	\$324,933	\$614,667	\$4,278,211
Sierra Vista													
Retail	\$39,952,286	\$38,561,029	\$44,416,057	\$44,991,257	\$44,394,914	\$40,808,800	\$46,844,783	\$41,559,322	\$42,360,914	\$40,421,429	\$42,249,200	\$58,856,914	\$525,416,906
Restaurant & Bar	\$5,416,923	\$5,486,962	\$6,400,885	\$5,689,423	\$5,649,115	\$5,822,769	\$5,140,105	\$5,619,262	\$5,724,846	\$5,107,115	\$5,698,538	\$5,727,192	\$67,483,136
Accommodation	\$991,073	\$1,103,291	\$1,518,418	\$1,404,873	\$1,379,655	\$1,145,527	\$1,596,032	\$1,424,013	\$1,463,509	\$1,139,764	\$933,545	\$1,071,600	\$15,171,299
Tombstone													
Retail	\$636,771	\$757,514	\$1,045,686	\$861,800	\$766,943	\$666,114	\$547,490	\$788,429	\$658,029	\$891,229	\$864,743	\$793,229	\$9,277,976
Restaurant & Bar	\$490,143	\$614,114	\$761,571	\$581,400	\$534,286	\$371,514	\$480,668	\$385,771	\$350,086	\$444,629	\$585,800	\$432,371	\$6,032,354
Accommodation	\$223,053	\$203,120	\$217,973	\$294,067	\$233,960	\$193,600	\$163,177	\$157,280	\$155,213	\$181,960	\$240,467	\$140,920	\$2,404,790
Willcox													
Retail ***	\$2,693,166	\$3,635,142	\$5,674,834	\$3,269,928	\$4,435,716	-\$89,604	\$4,419,572	\$3,732,827	\$3,708,083	\$4,457,074	\$2,786,920	\$3,760,374	\$42,484,031
Restaurant & Bar	\$537,551	\$495,978	\$649,185	\$347,242	\$638,215	\$581,901	\$564,577	\$728,240	\$488,803	\$619,761	\$585,500	\$472,368	\$6,709,319

Note: Retail excludes food for home consumption. **Excludes single Items over \$5,000. ***Excludes single Items over \$10,000. ****Excludes single Items over \$1,250. NA = data not available.
 Source: Estimates by Cochise College Center for Economic Research based on Arizona Department of Revenue tax collection data.

MAJOR INDUSTRY SALES (2013)

	January	February	March	April	May	June	July	August	September	October	November	December	Total
Arizona													
Retail	\$4,101,747,740	\$4,199,514,656	\$4,790,296,232	\$4,263,676,424	\$4,473,530,159	\$4,465,090,711	\$4,069,588,549	\$4,257,412,600	\$4,137,140,729	\$4,260,760,455	\$4,729,596,205	\$6,454,657,314	\$54,203,011,774
Restaurant & Bar	\$880,575,632	\$911,036,411	\$1,051,818,431	\$943,669,175	\$919,974,270	\$853,842,367	\$790,794,284	\$836,725,256	\$843,585,180	\$884,820,047	\$891,695,082	\$930,415,112	\$10,738,951,247
Accommodation	\$193,789,883	\$226,940,347	\$299,948,887	\$219,210,035	\$189,354,900	\$124,189,978	\$144,374,771	\$137,252,803	\$164,940,560	\$196,030,680	\$176,656,227	\$148,334,907	\$2,221,023,978
Cochise County													
Retail	\$58,218,219	\$57,105,644	\$69,251,466	\$79,983,981	\$69,390,201	\$66,312,934	\$62,110,835	\$63,898,182	\$69,278,054	\$59,561,789	\$66,498,035	\$88,452,290	\$810,061,630
Restaurant & Bar	\$10,450,673	\$10,255,159	\$13,084,634	\$11,293,708	\$10,835,483	\$11,738,354	\$10,313,626	\$10,613,563	\$11,266,176	\$10,055,353	\$11,590,518	\$11,030,612	\$132,527,859
Accommodation	\$2,221,239	\$2,732,911	\$3,968,622	\$2,994,750	\$2,563,596	\$2,474,642	\$2,413,514	\$2,161,774	\$2,368,505	\$2,110,124	\$2,709,509	\$2,237,160	\$30,956,346
Benson													
Retail **	\$5,688,760	\$5,631,480	\$6,383,200	\$5,621,640	\$6,096,400	\$5,659,000	\$5,407,880	\$5,204,000	\$5,071,000	\$5,840,960	\$6,177,520	\$7,126,440	\$69,908,280
Restaurant & Bar	\$1,000,280	\$1,082,440	\$1,319,760	\$967,000	\$1,055,480	\$1,178,560	\$1,082,200	\$992,000	\$939,240	\$906,880	\$1,081,480	\$1,066,960	\$12,672,280
Accommodation	\$415,956	\$427,578	\$1,326,822	\$355,200	\$198,956	\$357,244	\$267,933	\$246,244	\$232,467	\$245,200	\$412,556	\$263,756	\$4,749,911
Bisbee													
Retail	\$2,851,040	\$2,637,680	\$3,141,680	\$2,788,520	\$3,025,880	\$2,479,560	\$2,894,040	\$3,287,320	\$2,718,720	\$2,837,680	\$2,811,240	\$2,849,560	\$34,322,920
Restaurant & Bar	\$654,320	\$679,800	\$797,320	\$754,800	\$472,360	\$1,038,800	\$692,520	\$653,400	\$822,880	\$654,840	\$824,160	\$685,520	\$8,730,720
Accommodation	\$84,340	\$166,380	\$197,800	\$153,340	\$110,040	\$129,900	\$112,480	\$89,260	\$144,720	\$125,620	\$145,260	\$203,840	\$1,662,980
Douglas													
Restaurant & Bar	\$1,091,270	\$1,329,761	\$1,452,345	\$1,214,438	\$1,383,118	\$2,066,776	\$1,178,692	\$1,173,571	\$1,190,052	\$1,158,428	\$1,149,371	\$1,314,976	\$15,702,798
Huachuca City													
Retail	\$291,667	\$330,933	\$340,333	\$302,333	\$324,400	\$309,000	\$557,067	\$336,400	\$304,067	\$300,267	\$312,067	\$400,733	\$4,109,267
Sierra Vista													
Retail	\$40,699,371	\$39,818,743	\$45,069,600	\$44,179,486	\$43,864,743	\$45,722,743	\$39,865,257	\$42,766,514	\$40,696,057	\$41,049,657	\$44,685,829	\$56,974,914	\$525,392,914
Restaurant & Bar	\$5,101,577	\$5,208,808	\$6,579,077	\$5,455,385	\$5,565,500	\$5,533,038	\$5,273,115	\$5,399,731	\$6,131,346	\$4,730,769	\$5,805,346	\$5,579,000	\$66,362,692
Accommodation	\$975,691	\$1,100,964	\$1,168,927	\$1,225,255	\$857,545	\$1,127,982	\$1,273,164	\$1,098,418	\$1,185,691	\$891,418	\$1,026,655	\$815,164	\$12,746,873
Tombstone													
Retail	\$720,680	\$890,760	\$1,361,960	\$976,360	\$970,800	\$726,400	\$613,114	\$637,600	\$555,286	\$816,343	\$633,914	\$1,996,029	\$10,899,246
Restaurant & Bar	\$465,160	\$522,760	\$800,720	\$567,320	\$472,160	\$439,920	\$398,800	\$317,343	\$483,971	\$554,400	\$436,486	\$407,629	\$5,866,669
Accommodation	\$159,954	\$239,354	\$341,123	\$212,031	\$215,815	\$140,754	\$108,773	\$151,640	\$195,280	\$195,613	\$216,720	\$105,080	\$2,282,137
Willcox													
Retail ***	\$3,928,719	\$3,599,773	\$4,364,443	\$3,627,039	\$4,467,214	\$4,101,810	\$4,780,575	\$3,794,822	\$3,787,513	\$4,110,616	\$4,299,059	\$4,110,276	\$48,971,858
Restaurant & Bar	\$355,191	\$694,413	\$614,709	\$493,005	\$561,786	\$556,643	\$605,692	\$512,904	\$530,046	\$512,502	\$466,830	\$516,464	\$6,420,186

Note: Retail excludes food for home consumption. **Excludes single Items over \$5,000. ***Excludes single Items over \$10,000. ****Excludes single Items over \$1,250. NA = data not available.
 Source: Estimates by Cochise College Center for Economic Research based on Arizona Department of Revenue tax collection data.

MAJOR INDUSTRY SALES (2012)

	January	February	March	April	May	June	July	August	September	October	November	December	Total
Arizona													
Retail	\$3,722,556,600	\$4,044,640,105	\$4,431,967,404	\$4,121,767,981	\$4,056,013,449	\$4,104,913,336	\$3,758,611,513	\$3,878,041,245	\$3,912,879,236	\$3,973,952,250	\$4,295,797,929	\$5,521,146,165	\$49,822,287,213
Restaurant & Bar	\$839,613,007	\$904,537,561	\$1,007,278,527	\$901,736,852	\$870,134,965	\$839,923,684	\$767,659,156	\$831,283,264	\$811,452,004	\$842,568,503	\$817,069,206	\$927,343,759	\$10,360,600,488
Accommodation	\$182,641,312	\$220,935,410	\$295,599,894	\$206,950,401	\$182,594,204	\$159,433,828	\$132,598,829	\$138,498,861	\$156,031,812	\$190,370,310	\$161,548,041	\$153,333,685	\$2,180,536,587
Cochise County													
Retail	\$53,918,959	\$58,849,890	\$71,615,906	\$65,047,297	\$64,653,585	\$73,379,631	\$57,718,606	\$59,953,758	\$60,126,369	\$58,801,553	\$62,866,146	\$99,669,201	\$786,600,901
Restaurant & Bar	\$11,011,043	\$11,878,754	\$11,990,302	\$11,910,573	\$10,890,940	\$11,222,902	\$10,371,725	\$10,033,959	\$10,442,611	\$10,400,414	\$9,798,725	\$11,338,888	\$131,290,836
Accommodation	\$2,805,016	\$3,606,904	\$4,005,660	\$3,294,321	\$3,084,205	\$2,941,921	\$2,299,604	\$2,764,866	\$2,565,137	\$2,677,179	\$2,345,812	\$2,290,052	\$34,680,677
Benson													
Restaurant & Bar	\$942,760	\$929,520	\$906,560	\$967,760	\$846,240	\$842,880	\$981,880	\$801,880	\$744,720	\$857,880	\$821,160	\$974,720	\$10,617,960
Accommodation	\$336,978	\$518,022	\$427,311	\$221,889	\$161,756	\$258,400	\$358,511	\$256,867	\$195,556	\$263,644	\$302,444	\$331,089	\$3,632,467
Bisbee													
Retail	\$2,682,440	\$3,288,520	\$2,920,680	\$2,887,360	\$3,182,560	\$2,785,640	\$2,630,600	\$2,927,960	\$2,651,120	\$2,947,800	\$2,662,120	\$3,060,960	\$34,627,760
Restaurant & Bar	\$751,600	\$846,720	\$607,040	\$739,920	\$715,320	\$666,400	\$435,760	\$645,320	\$734,680	\$766,240	\$536,360	\$508,400	\$7,953,760
Accommodation	\$214,060	\$143,600	\$258,740	\$190,800	\$147,200	\$134,240	\$102,680	\$95,660	\$122,880	\$154,680	\$151,620	\$118,520	\$1,834,680
Douglas													
Restaurant & Bar	\$1,202,429	\$1,355,964	\$1,364,929	\$1,201,929	\$1,483,357	\$1,442,893	\$1,209,714	\$1,203,107	\$1,256,107	\$1,189,179	\$1,074,452	\$1,302,253	\$15,286,312
Huachuca City													
Retail	\$331,533	\$320,267	\$347,800	\$327,667	\$323,800	\$346,533	\$324,200	\$321,667	\$314,867	\$315,933	\$310,600	\$371,067	\$3,955,933
Sierra Vista													
Retail	\$38,373,257	\$40,018,114	\$44,863,314	\$40,510,057	\$41,409,371	\$42,673,886	\$38,227,657	\$39,109,714	\$38,997,200	\$38,957,314	\$42,528,457	\$55,035,714	\$500,704,057
Restaurant & Bar	\$5,861,231	\$6,204,462	\$5,948,231	\$6,028,154	\$5,849,346	\$6,004,654	\$5,686,231	\$5,514,231	\$5,482,654	\$5,225,000	\$5,058,192	\$6,136,923	\$68,999,308
Accommodation	\$1,588,327	\$1,808,727	\$1,937,691	\$1,592,964	\$1,757,036	\$1,449,473	\$1,155,727	\$1,660,636	\$1,221,200	\$1,381,891	\$1,103,309	\$768,836	\$17,425,818
Tombstone													
Retail	\$799,840	\$973,640	\$1,046,040	\$934,280	\$878,640	\$846,600	\$698,680	\$761,000	\$652,520	\$860,280	\$625,160	\$778,200	\$9,854,880
Restaurant & Bar	\$444,880	\$617,920	\$598,120	\$723,040	\$491,480	\$428,960	\$404,360	\$316,240	\$501,080	\$599,160	\$376,920	\$510,680	\$6,012,840
Accommodation	\$232,109	\$421,691	\$409,200	\$254,031	\$232,354	-\$189,846	\$181,123	\$174,138	\$126,508	\$250,754	\$144,462	\$300,662	\$2,537,185
Willcox													
Restaurant & Bar	\$604,000	\$515,367	\$648,700	\$465,400	\$584,733	\$529,233	\$560,800	\$607,433	\$435,333	\$515,367	\$510,402	\$653,020	\$6,629,789
Accommodation	\$313,529	\$258,429	\$351,357	\$237,386	\$390,243	\$242,743	\$386,929	\$222,629	\$235,157	\$305,243	\$302,620	\$251,076	\$3,497,339

Source: Estimates by Cochise College Center for Economic Research based on Arizona Department of Revenue tax collection data.

MAJOR INDUSTRY SALES (2011)

	January	February	March	April	May	June	July	August	September	October	November	December	Total
Arizona													
Retail	\$3,527,201,745	\$3,786,340,861	\$4,342,932,939	\$4,018,472,462	\$4,157,911,404	\$3,842,751,482	\$3,550,309,588	\$3,761,573,544	\$3,813,336,248	\$3,640,033,867	\$4,023,224,770	\$5,170,551,084	\$47,634,639,994
Restaurant & Bar	\$744,043,464	\$868,599,804	\$930,016,409	\$848,034,459	\$836,306,720	\$774,343,935	\$760,070,349	\$728,190,844	\$758,343,549	\$769,095,582	\$784,467,466	\$871,991,463	\$9,673,504,044
Accommodation	\$183,365,255	\$209,244,759	\$268,089,821	\$198,763,840	\$173,333,473	\$156,104,430	\$138,030,426	\$131,931,992	\$151,839,336	\$174,360,397	\$173,502,595	\$142,373,228	\$2,100,939,552
Cochise County													
Retail	\$52,831,515	\$57,869,460	\$66,705,981	\$62,482,741	\$68,185,279	\$60,735,827	\$59,177,604	\$57,148,389	\$57,804,611	\$57,052,877	\$59,985,267	\$78,415,014	\$738,394,565
Restaurant & Bar	\$10,009,481	\$12,818,802	\$12,076,227	\$12,186,819	\$11,999,041	\$10,791,340	\$11,282,771	\$10,371,294	\$10,313,918	\$11,596,450	\$9,772,900	\$11,145,383	\$134,364,426
Accommodation	\$2,630,251	\$4,160,351	\$4,323,653	\$3,833,863	\$4,467,072	\$3,902,559	\$2,760,921	\$2,810,713	\$3,012,899	\$3,563,748	\$2,666,017	\$2,731,617	\$40,863,664
Benson													
Restaurant & Bar	\$927,000	\$993,960	\$1,149,920	\$952,040	\$991,160	\$849,200	\$965,360	\$825,920	\$789,680	\$842,360	\$774,840	\$1,051,080	\$11,112,520
Accommodation	\$448,756	\$696,378	\$357,778	\$447,511	\$317,978	\$325,689	\$256,111	\$181,711	\$192,711	\$282,000	\$289,867	\$313,000	\$4,109,489
Bisbee													
Retail	\$2,480,680	\$3,769,760	\$3,299,480	\$3,180,840	\$2,759,360	\$3,183,560	\$2,672,560	\$2,910,000	\$2,740,000	\$2,562,480	\$2,981,240	\$2,958,320	\$35,498,280
Restaurant & Bar	\$659,160	\$613,080	\$546,280	\$729,320	\$674,000	\$546,280	\$639,520	\$408,920	\$589,560	\$517,280	\$452,680	\$502,160	\$6,878,240
Accommodation	\$113,200	\$144,680	\$158,840	\$138,380	\$198,180	\$121,300	\$109,440	\$100,220	\$167,100	\$195,040	\$108,140	\$148,800	\$1,703,320
Douglas													
Restaurant & Bar	\$1,072,786	\$1,073,250	\$1,179,536	\$1,258,321	\$1,292,786	\$1,324,857	\$1,323,500	\$1,175,071	\$1,197,643	\$1,158,036	\$1,064,107	\$1,398,536	\$14,518,429
Huachuca City													
Retail	\$306,400	\$310,267	\$389,067	\$340,933	\$324,733	\$358,400	\$348,467	\$327,000	\$326,400	\$332,067	\$308,733	\$377,800	\$4,050,267
Sierra Vista													
Retail	\$35,990,114	\$40,246,457	\$45,490,743	\$41,187,886	\$39,968,857	\$41,952,743	\$40,002,857	\$36,547,200	\$42,341,543	\$38,299,600	\$42,202,343	\$51,201,600	\$495,431,943
Restaurant & Bar	\$5,194,346	\$6,666,923	\$6,901,769	\$6,473,654	\$6,631,231	\$6,352,115	\$7,003,192	\$5,595,769	\$5,673,154	\$6,541,462	\$5,453,692	\$6,054,385	\$74,541,692
Accommodation	\$1,652,400	\$2,126,400	\$2,265,073	\$2,071,673	\$2,489,982	\$2,452,200	\$1,746,291	\$2,085,982	\$1,963,145	\$1,667,182	\$1,537,345	\$1,523,764	\$23,581,436
Tombstone													
Retail	\$565,920	\$1,087,680	\$948,360	\$800,360	\$737,120	\$612,640	\$681,600	\$552,000	\$552,600	\$1,013,440	\$695,120	\$667,440	\$8,914,280
Restaurant & Bar	\$534,760	\$692,120	\$700,520	\$581,720	\$669,480	\$417,240	\$474,200	\$349,600	\$422,320	\$933,840	\$452,840	\$481,880	\$6,710,520
Accommodation	\$129,782	\$243,073	\$235,255	\$264,418	\$206,145	\$166,636	\$140,436	\$170,894	\$165,329	\$231,518	\$153,071	\$105,576	\$2,212,134
Willcox													
Restaurant & Bar	\$419,867	\$806,800	\$532,467	\$442,300	\$596,000	\$560,167	\$709,067	\$405,600	\$691,067	\$563,633	\$461,533	\$539,367	\$6,727,867
Accommodation	\$324,386	\$328,171	\$369,100	\$310,957	\$367,257	\$248,429	\$300,586	\$202,343	\$216,571	\$402,643	\$417,571	\$303,371	\$3,791,386

Source: Estimates by Cochise College Center for Economic Research based on Arizona Department of Revenue tax collection data.

MAJOR INDUSTRY SALES (2010)

	January	February	March	April	May	June	July	August	September	October	November	December	Total
Arizona													
Retail	\$3,195,820,101	\$3,487,999,286	\$3,189,162,135	\$3,617,831,196	\$3,690,259,685	\$3,533,856,165	\$3,275,199,707	\$3,439,622,448	\$3,537,882,723	\$3,393,991,294	\$3,835,631,624	\$4,993,534,726	\$43,190,791,090
Restaurant & Bar	\$747,498,539	\$826,131,157	\$900,644,715	\$796,308,524	\$830,950,633	\$711,223,236	\$676,280,045	\$701,814,053	\$700,953,136	\$759,009,717	\$714,036,385	\$821,452,734	\$9,186,302,874
Accommodation	\$159,530,279	\$204,529,213	\$258,290,496	\$195,034,428	\$170,445,159	\$143,991,528	\$123,185,804	\$128,620,528	\$141,726,833	\$174,029,802	\$154,713,899	\$142,963,809	\$1,997,061,778
Cochise County													
Retail	\$56,375,758	\$59,936,102	\$60,980,573	\$59,588,950	\$62,527,768	\$62,194,941	\$56,510,485	\$55,458,841	\$57,160,374	\$54,696,073	\$60,153,326	\$78,550,826	\$724,134,017
Restaurant & Bar	\$9,597,869	\$12,042,851	\$12,709,178	\$11,289,474	\$12,344,293	\$10,150,916	\$10,869,540	\$9,965,769	\$10,414,984	\$9,649,750	\$10,352,741	\$11,120,600	\$130,507,965
Accommodation	\$2,891,575	\$4,923,705	\$4,544,033	\$4,286,840	\$4,014,167	\$3,279,318	\$3,783,035	\$4,009,332	\$3,750,217	\$3,530,820	\$3,082,379	\$3,261,973	\$45,357,394
Benson													
Restaurant & Bar	\$965,160	\$1,168,160	\$1,199,480	\$1,032,840	\$1,064,920	\$1,017,720	\$949,400	\$862,200	\$991,840	\$915,880	\$863,440	\$1,044,600	\$12,075,640
Accommodation	\$507,000	\$537,644	\$549,622	\$273,156	\$391,422	\$316,222	\$280,933	\$262,156	\$235,622	\$325,000	\$317,089	\$238,022	\$4,233,889
Bisbee													
Retail	\$2,452,400	\$2,589,800	\$3,104,440	\$2,726,000	\$2,680,560	\$2,899,120	\$2,394,600	\$2,367,600	\$2,784,400	\$2,339,800	\$2,819,160	\$3,482,200	\$32,640,080
Restaurant & Bar	\$557,760	\$624,720	\$782,560	\$725,480	\$672,960	\$502,200	\$585,240	\$520,680	\$506,280	\$413,360	\$717,760	\$683,640	\$7,292,640
Accommodation	\$99,920	\$202,880	\$224,560	\$153,160	\$188,480	\$116,740	\$119,340	\$108,840	\$117,480	\$144,060	\$128,760	\$90,700	\$1,694,920
Douglas													
Restaurant & Bar	\$1,104,500	\$1,063,357	\$942,536	\$1,130,929	\$1,125,464	\$929,929	\$949,679	\$1,030,964	\$927,750	\$1,075,857	\$1,084,393	\$1,139,071	\$12,504,429
Huachuca City													
Retail	\$309,467	\$328,600	\$357,600	\$334,467	\$329,333	\$347,667	\$309,467	\$302,800	\$305,533	\$306,333	\$130,000	\$520,800	\$3,882,067
Sierra Vista													
Retail	\$42,920,686	\$38,341,029	\$44,656,571	\$40,789,657	\$40,563,086	\$42,029,600	\$39,724,629	\$37,087,371	\$40,707,429	\$36,745,257	\$42,037,257	\$61,465,886	\$507,068,457
Restaurant & Bar	\$5,141,269	\$5,584,962	\$6,904,615	\$6,528,846	\$6,216,846	\$5,572,231	\$5,819,885	\$5,903,500	\$5,611,962	\$5,209,962	\$5,843,538	\$6,037,615	\$70,375,231
Accommodation	\$1,364,473	\$2,795,327	\$2,105,709	\$2,229,036	\$2,337,782	\$1,842,491	\$2,249,364	\$2,535,400	\$2,308,291	\$2,068,673	\$1,680,364	\$1,820,436	\$25,337,345
Tombstone													
Retail	\$699,080	\$837,000	\$983,160	\$747,200	\$735,880	\$611,520	\$583,440	\$577,320	\$772,680	\$652,680	\$735,160	\$555,440	\$8,490,560
Restaurant & Bar	\$466,880	\$906,240	\$568,760	\$785,320	\$919,480	\$503,840	\$457,120	\$569,600	\$452,640	\$725,200	\$583,480	\$524,040	\$7,462,600
Accommodation	\$157,273	\$292,491	\$294,927	\$219,055	\$226,400	\$78,400	\$237,127	\$138,218	\$158,636	\$213,927	\$135,164	\$108,800	\$2,260,418
Willcox													
Restaurant & Bar	\$604,433	\$612,800	\$743,300	\$457,233	\$730,500	\$555,200	\$668,400	\$538,900	\$638,867	\$546,633	\$672,367	\$513,833	\$7,282,467
Accommodation	\$452,329	\$213,214	\$334,343	\$229,600	\$211,471	\$216,800	\$233,814	\$235,171	\$207,943	\$299,514	\$283,129	\$286,314	\$3,203,643

Source: Estimates by Cochise College Center for Economic Research based on Arizona Department of Revenue tax collection data.

MAJOR INDUSTRY SALES (2009)

	January	February	March	April	May	June	July	August	September	October	November	December	Total
Arizona													
Retail	\$3,393,518,094	\$3,460,648,486	\$3,834,036,325	\$3,620,760,654	\$3,820,931,847	\$3,601,211,093	\$3,370,919,928	\$3,535,307,286	\$3,376,271,660	\$3,398,849,522	\$3,656,307,971	\$4,793,991,186	\$43,862,754,052
Restaurant & Bar	\$757,424,910	\$795,168,213	\$847,162,982	\$763,748,983	\$805,150,741	\$707,799,194	\$665,044,032	\$672,780,082	\$687,020,754	\$722,876,174	\$720,816,867	\$742,724,222	\$8,887,717,154
Accommodation	\$177,021,262	\$213,803,010	\$240,679,304	\$194,922,415	\$161,349,798	\$131,090,539	\$124,009,241	\$120,445,891	\$135,771,609	\$161,276,953	\$155,039,345	\$134,253,541	\$1,949,662,908
Cochise County													
Retail	\$54,083,399	\$55,934,069	\$64,008,792	\$57,911,497	\$77,108,361	\$63,345,739	\$58,231,122	\$58,390,223	\$55,024,045	\$55,763,410	\$63,656,238	\$76,537,821	\$739,994,716
Restaurant & Bar	\$10,998,878	\$11,285,972	\$12,059,366	\$9,870,126	\$11,757,246	\$10,177,480	\$10,742,947	\$10,329,635	\$9,497,607	\$11,432,672	\$9,894,480	\$10,347,042	\$128,393,451
Accommodation	\$3,216,429	\$4,317,777	\$4,175,094	\$3,737,521	\$3,472,597	\$3,232,942	\$3,071,822	\$2,784,974	\$3,380,439	\$3,834,706	\$3,253,873	\$2,764,876	\$41,243,050
Benson													
Restaurant & Bar	\$968,520	\$973,480	\$1,374,680	\$947,240	\$1,094,280	\$982,520	\$936,360	\$938,600	\$946,760	\$1,083,840	\$983,320	\$1,099,320	\$12,328,920
Accommodation	\$411,733	\$604,133	\$417,822	\$411,200	\$270,778	\$273,889	\$204,111	\$260,733	\$217,511	\$324,111	\$343,311	\$383,867	\$4,123,200
Bisbee													
Retail	\$2,440,000	\$2,555,920	\$2,773,400	\$2,745,000	\$2,775,680	\$2,628,640	\$2,519,880	\$2,581,880	\$2,665,360	\$2,506,080	\$2,440,440	\$2,947,600	\$31,579,880
Restaurant & Bar	\$595,200	\$636,720	\$706,040	\$559,440	\$649,560	\$430,520	\$576,160	\$527,840	\$567,920	\$640,400	\$471,520	\$618,520	\$6,979,840
Accommodation	\$116,280	\$222,400	\$200,260	\$199,300	\$181,460	\$93,940	\$168,980	\$119,020	\$159,260	\$166,320	\$136,420	\$151,740	\$1,915,380
Douglas													
Restaurant & Bar	\$958,536	\$971,893	\$1,074,750	\$1,004,179	\$1,144,000	\$1,032,893	\$1,104,893	\$1,114,036	\$1,031,679	\$981,143	\$1,035,036	\$993,857	\$12,446,893
Huachuca City													
Retail	\$301,200	\$310,200	\$323,667	\$313,933	\$326,933	\$317,733	\$351,133	\$410,933	\$335,400	\$329,800	\$327,000	\$384,400	\$4,032,333
Sierra Vista													
Retail	\$36,297,657	\$37,594,114	\$42,229,600	\$39,355,714	\$52,509,771	\$41,604,629	\$39,175,257	\$40,098,571	\$37,071,486	\$36,455,143	\$44,217,143	\$57,814,857	\$504,423,943
Restaurant & Bar	\$5,367,885	\$5,344,231	\$6,142,269	\$5,320,231	\$6,375,538	\$5,660,538	\$5,699,462	\$5,897,500	\$5,176,692	\$5,563,308	\$5,226,038	\$5,393,000	\$67,166,692
Accommodation	\$1,544,836	\$1,924,764	\$2,024,236	\$2,180,345	\$2,188,255	\$1,971,200	\$1,714,945	\$1,683,527	\$2,104,127	\$2,077,764	\$1,594,727	\$1,490,836	\$22,499,564
Tombstone													
Retail	\$695,960	\$823,960	\$951,000	\$749,080	\$821,240	\$627,280	\$633,600	\$595,240	\$585,400	\$835,840	\$652,720	\$614,040	\$8,585,360
Restaurant & Bar	\$513,200	\$699,840	\$800,600	\$527,200	\$679,200	\$359,680	\$511,600	\$418,080	\$346,840	\$696,880	\$687,680	\$432,720	\$6,673,520
Accommodation	\$158,164	\$332,945	\$271,182	\$192,618	\$189,127	\$194,891	\$198,836	\$205,127	\$278,473	\$227,418	\$342,691	\$119,945	\$2,711,418
Willcox													
Restaurant & Bar	\$671,967	\$723,833	\$677,200	\$601,167	\$695,000	\$538,067	\$705,633	\$600,367	\$567,067	\$1,020,267	\$667,167	\$628,067	\$8,095,800
Accommodation	\$405,686	\$398,971	\$449,157	\$231,029	\$208,729	\$112,157	\$365,557	\$251,186	\$215,029	\$266,629	\$329,000	\$219,886	\$3,453,014

Source: Estimates by Cochise College Center for Economic Research based on Arizona Department of Revenue tax collection data.

MAJOR INDUSTRY SALES (2008)

	January	February	March	April	May	June	July	August	September	October	November	December	Total
Arizona													
Retail	\$3,846,997,236	\$4,108,051,844	\$4,662,380,324	\$4,186,661,686	\$4,298,976,854	\$4,101,484,403	\$3,851,465,649	\$4,023,998,634	\$3,869,885,263	\$3,581,723,959	\$3,775,136,464	\$4,840,478,256	\$49,147,240,572
Restaurant & Bar	\$814,140,014	\$838,391,638	\$923,101,087	\$834,774,852	\$863,721,507	\$731,919,232	\$703,176,463	\$720,049,594	\$718,500,180	\$749,312,572	\$748,782,573	\$754,089,053	\$9,399,958,765
Accommodation	\$215,377,569	\$286,437,680	\$285,173,726	\$211,737,531	\$209,093,057	\$169,141,265	\$139,171,066	\$144,794,020	\$165,623,564	\$188,211,553	\$173,706,343	\$148,818,188	\$2,337,285,562
Cochise County													
Retail	\$57,872,172	\$66,007,219	\$69,094,471	\$64,927,306	\$66,312,625	\$69,088,536	\$62,872,846	\$62,488,676	\$60,878,641	\$54,573,719	\$61,330,064	\$79,664,620	\$775,110,895
Restaurant & Bar	\$13,658,022	\$10,295,172	\$11,416,312	\$10,487,543	\$11,842,677	\$10,917,161	\$9,986,006	\$10,115,898	\$9,884,383	\$9,808,242	\$9,278,451	\$10,797,612	\$128,487,479
Accommodation	\$3,501,910	\$4,002,973	\$4,752,297	\$3,960,667	\$3,849,210	\$3,761,625	\$3,188,322	\$3,355,289	\$3,317,949	\$3,783,019	\$3,184,205	\$4,819,200	\$45,476,666
Benson													
Restaurant & Bar	\$1,389,920	\$768,880	\$1,047,360	\$839,680	\$829,560	\$950,400	\$968,800	\$861,120	\$858,520	\$868,120	\$845,840	\$1,069,160	\$11,297,360
Accommodation	\$556,356	\$627,089	\$586,844	\$334,844	\$329,333	\$284,578	\$237,867	\$227,267	\$200,844	\$322,578	\$288,822	\$382,867	\$4,379,289
Bisbee													
Retail	\$2,845,680	\$2,799,680	\$2,844,080	\$2,981,440	\$2,891,600	\$2,736,720	\$3,221,320	\$2,632,000	\$2,720,480	\$2,721,560	\$2,511,000	\$3,135,520	\$34,041,080
Restaurant & Bar	\$559,240	\$653,520	\$700,080	\$643,240	\$597,720	\$599,600	\$534,280	\$590,200	\$879,840	\$555,960	\$617,800	\$587,120	\$7,518,600
Accommodation	\$201,420	\$320,000	\$303,960	\$209,400	\$214,600	\$300,140	\$111,520	\$176,680	\$293,220	\$174,460	\$174,120	\$167,240	\$2,646,760
Douglas													
Restaurant & Bar	\$931,520	\$1,049,920	\$1,013,760	\$1,192,800	\$1,134,080	\$1,064,280	\$1,083,640	\$1,050,280	\$945,429	\$962,464	\$933,929	\$1,077,857	\$12,439,959
Huachuca City													
Retail	\$434,200	\$540,600	\$401,267	\$334,667	\$530,000	\$407,800	\$331,733	\$426,067	\$325,533	\$389,933	\$308,067	\$384,333	\$4,814,200
Sierra Vista													
Retail	\$38,981,143	\$41,832,743	\$49,390,343	\$42,008,057	\$40,126,229	\$45,039,257	\$39,906,057	\$40,378,400	\$40,995,314	\$36,651,486	\$41,046,229	\$57,040,286	\$513,395,543
Restaurant & Bar	\$5,382,885	\$5,633,385	\$6,161,154	\$5,562,346	\$6,200,769	\$5,570,577	\$5,451,769	\$5,379,385	\$4,880,115	\$5,161,769	\$4,907,077	\$5,743,538	\$66,034,769
Accommodation	\$1,421,709	\$1,425,055	\$2,018,836	\$1,919,855	\$1,839,673	\$1,964,055	\$1,969,291	\$1,786,073	\$2,095,036	\$1,837,964	\$1,650,745	\$3,117,745	\$23,046,036
Tombstone													
Retail	\$703,680	\$928,720	\$1,141,000	\$955,920	\$941,440	\$810,560	\$682,800	\$653,760	\$634,640	\$826,440	\$683,520	\$813,200	\$9,775,680
Restaurant & Bar	\$571,120	\$890,040	\$883,560	\$845,640	\$481,600	\$510,760	\$521,200	\$600,320	\$417,800	\$614,520	\$608,800	\$387,240	\$7,332,600
Accommodation	\$269,055	\$282,673	\$299,145	\$206,073	\$283,200	\$238,400	\$136,618	\$141,655	\$24,164	\$420,618	\$247,436	\$206,564	\$2,755,600
Willcox													
Restaurant & Bar	\$710,100	\$613,767	\$788,100	\$552,367	\$717,633	\$640,733	\$648,967	\$512,067	\$670,833	\$675,233	\$634,967	\$591,467	\$7,756,233
Accommodation	\$448,014	\$405,914	\$475,714	\$366,729	\$343,714	\$242,843	\$300,886	\$310,700	\$216,757	\$283,057	\$289,271	\$400,914	\$4,084,514

Source: Estimates by Cochise College Center for Economic Research based on Arizona Department of Revenue tax collection data.

MAJOR INDUSTRY SALES (2007)

	January	February	March	April	May	June	July	August	September	October	November	December	Total
Arizona													
Retail	\$4,276,335,273	\$4,308,164,939	\$4,924,384,128	\$4,618,116,269	\$4,528,291,769	\$4,575,950,815	\$4,230,753,569	\$4,282,821,953	\$4,210,539,901	\$4,220,605,393	\$4,392,685,151	\$5,612,347,005	\$54,180,996,165
Restaurant & Bar	\$831,039,541	\$805,284,331	\$932,771,241	\$856,626,505	\$811,776,564	\$789,031,484	\$731,253,834	\$727,219,902	\$778,115,834	\$797,345,709	\$822,218,832	\$744,643,886	\$9,627,327,663
Accommodation	\$236,843,068	\$254,704,891	\$305,409,453	\$253,942,027	\$202,475,160	\$170,490,492	\$141,904,802	\$145,454,879	\$171,646,293	\$214,683,793	\$195,570,122	\$158,134,907	\$2,451,259,887
Cochise County													
Retail	\$59,167,020	\$62,046,774	\$69,777,935	\$63,979,850	\$64,417,052	\$68,040,139	\$64,600,001	\$66,744,223	\$64,166,728	\$63,861,049	\$65,151,657	\$84,747,671	\$796,700,099
Restaurant & Bar	\$9,825,361	\$10,354,961	\$11,787,140	\$10,692,636	\$10,507,041	\$10,670,141	\$10,045,162	\$9,879,856	\$9,911,620	\$10,045,325	\$9,325,964	\$10,492,626	\$123,537,833
Accommodation	\$3,231,067	\$3,986,221	\$4,359,289	\$4,211,681	\$3,713,797	\$3,989,955	\$3,329,288	\$3,447,615	\$3,616,531	\$3,336,677	\$3,427,571	\$2,724,357	\$43,374,049
Benson													
Restaurant & Bar	\$934,960	\$954,800	\$1,035,160	\$953,320	\$825,280	\$974,640	\$1,001,400	\$862,480	\$806,600	\$789,280	\$934,040	\$871,560	\$10,943,520
Accommodation	\$600,067	\$529,333	\$472,644	\$415,556	\$262,000	\$268,022	\$269,889	\$199,911	\$369,978	\$266,956	\$487,333	\$404,333	\$4,546,023
Bisbee													
Retail	\$2,577,760	\$2,544,080	\$2,819,920	\$2,674,400	\$3,028,280	\$2,815,760	\$2,571,880	\$2,841,640	\$2,599,320	\$2,884,640	\$2,692,320	\$2,864,880	\$32,914,880
Restaurant & Bar	\$548,160	\$657,120	\$808,920	\$674,520	\$618,320	\$579,480	\$527,040	\$565,960	\$540,480	\$579,920	\$607,400	\$577,480	\$7,284,800
Accommodation	\$132,320	\$187,600	\$212,400	\$246,580	\$159,500	\$245,300	\$199,820	\$149,840	\$205,680	\$200,800	\$195,420	\$167,560	\$2,302,820
Douglas													
Restaurant & Bar	\$1,044,640	\$1,063,640	\$1,290,280	\$1,092,680	\$832,320	\$1,439,640	\$1,091,680	\$1,050,200	\$970,200	\$956,360	\$1,000,200	\$1,102,040	\$12,933,880
Huachuca City													
Retail	\$685,867	\$512,400	\$512,933	\$526,867	\$513,067	\$600,467	\$406,333	\$473,267	\$466,867	\$444,800	\$425,000	\$401,400	\$5,969,267
Sierra Vista													
Retail	\$41,184,857	\$38,455,314	\$45,423,829	\$43,558,457	\$45,232,514	\$44,026,571	\$41,902,743	\$43,584,686	\$41,135,429	\$41,527,943	\$44,815,086	\$57,164,514	\$528,011,943
Restaurant & Bar	\$5,228,231	\$5,121,423	\$6,050,500	\$5,635,885	\$5,387,577	\$5,639,885	\$5,511,538	\$5,246,577	\$5,576,731	\$5,112,923	\$4,836,385	\$5,484,538	\$64,832,193
Accommodation	\$1,190,418	\$1,530,436	\$1,718,691	\$1,671,836	\$1,836,709	\$1,621,273	\$1,459,745	\$1,953,364	\$1,609,455	\$1,477,382	\$1,397,873	\$1,232,382	\$18,699,563
Tombstone													
Retail	\$793,680	\$943,280	\$1,181,920	\$955,120	\$796,800	\$773,840	\$683,840	\$807,240	\$785,200	\$904,400	\$799,160	\$794,560	\$10,219,040
Restaurant & Bar	\$542,520	\$738,040	\$775,360	\$834,240	\$798,680	\$565,400	\$511,600	\$459,960	\$594,240	\$709,560	\$567,440	\$456,800	\$7,553,840
Accommodation	\$193,182	\$282,782	\$270,509	\$221,764	\$210,382	\$180,709	\$152,691	\$138,127	\$149,291	\$176,782	\$298,655	\$120,582	\$2,395,455
Willcox													
Restaurant & Bar	\$674,800	\$692,800	\$765,867	\$696,167	\$597,500	\$557,567	\$768,300	\$803,300	\$576,967	\$664,367	\$510,933	\$741,133	\$8,049,700
Accommodation	\$446,386	\$287,157	\$483,414	\$509,800	\$377,943	\$515,443	\$408,400	\$474,000	\$411,671	\$447,143	\$400,157	\$371,700	\$5,133,214

Source: Estimates by Cochise College Center for Economic Research based on Arizona Department of Revenue tax collection data.

MAJOR INDUSTRY SALES (2006)													
	January	February	March	April	May	June	July	August	September	October	November	December	Total
Arizona													
Retail	\$4,038,754,982	\$4,222,178,715	\$4,753,434,249	\$4,595,152,972	\$4,576,717,971	\$4,599,801,915	\$4,227,112,992	\$4,449,489,478	\$4,322,683,917	\$417,159,656	\$4,545,914,915	\$5,834,934,810	\$50,583,336,572
Restaurant & Bar	\$757,180,918	\$796,523,265	\$854,289,991	\$816,660,241	\$790,775,499	\$759,540,065	\$689,183,064	\$691,309,732	\$750,193,338	\$874,554,388	\$766,170,132	\$839,336,431	\$9,385,717,064
Accommodation	\$206,646,358	\$250,512,452	\$290,585,828	\$247,484,021	\$198,717,742	\$166,542,583	\$129,364,607	\$135,882,059	\$161,409,923	\$199,022,061	\$199,980,509	\$166,057,896	\$2,352,206,039
Cochise County													
Retail	\$52,072,226	\$63,383,112	\$63,961,428	\$64,737,000	\$66,400,559	\$55,741,356	\$68,016,447	\$61,102,462	\$67,949,412	\$58,293,955	\$67,256,529	\$95,685,616	\$784,600,102
Restaurant & Bar	\$8,932,866	\$9,556,796	\$10,661,108	\$9,924,339	\$9,528,158	\$9,227,297	\$9,532,583	\$9,591,106	\$9,355,083	\$10,902,803	\$8,719,339	\$14,158,716	\$120,090,194
Accommodation	\$2,693,583	\$3,296,482	\$3,856,762	\$3,182,281	\$3,183,211	\$2,643,415	\$2,390,485	\$2,544,799	\$2,505,989	\$3,436,732	\$2,860,460	\$2,827,401	\$35,421,600
Benson													
Restaurant & Bar	\$806,560	\$989,040	\$1,156,680	\$901,200	\$818,960	\$893,040	\$906,160	\$843,960	\$824,360	\$939,880	\$894,880	\$999,480	\$10,974,200
Accommodation	\$350,444	\$506,000	\$493,444	\$327,600	\$286,778	\$255,133	\$210,822	\$182,378	\$222,556	\$299,333	\$285,467	\$355,800	\$3,775,756
Bisbee													
Retail	\$2,291,760	\$2,476,560	\$2,689,760	\$2,576,160	\$2,920,040	\$2,415,960	\$2,087,120	\$2,493,200	\$2,612,200	\$2,615,000	\$2,805,240	\$2,888,000	\$30,871,000
Restaurant & Bar	\$451,080	\$668,080	\$590,120	\$873,920	\$561,120	\$581,960	\$632,480	\$596,880	\$592,280	\$678,280	\$495,760	\$677,920	\$7,399,880
Accommodation	\$79,900	\$160,860	\$169,700	\$154,380	\$148,360	\$101,800	\$110,460	\$162,080	\$169,360	\$188,760	\$252,320	\$162,720	\$1,860,700
Douglas													
Restaurant & Bar	\$1,118,600	\$952,520	\$951,120	\$1,254,840	\$1,073,320	\$1,005,920	\$1,137,520	\$1,081,560	\$1,053,400	\$1,033,760	\$1,066,840	\$1,221,120	\$12,950,520
Huachuca City													
Retail	\$718,400	\$551,333	\$727,467	\$448,933	\$487,533	\$363,067	\$387,333	\$358,067	\$838,867	\$706,800	\$569,133	\$834,667	\$6,991,600
Sierra Vista													
Retail	\$37,008,688	\$38,123,063	\$41,465,375	\$41,407,938	\$41,571,875	\$40,534,625	\$40,471,188	\$40,991,125	\$39,389,943	\$38,764,229	\$44,517,771	\$56,803,657	\$501,049,475
Restaurant & Bar	\$4,402,077	\$4,984,462	\$5,378,538	\$4,746,885	\$5,088,808	\$4,829,385	\$4,682,423	\$4,876,885	\$4,902,385	\$6,159,654	\$5,705,692	\$5,601,962	\$61,359,154
Accommodation	\$1,030,073	\$1,428,927	\$1,525,636	\$1,282,782	\$1,286,982	\$1,243,709	\$1,129,782	\$1,242,000	\$1,035,873	\$1,524,145	\$1,225,345	\$1,134,764	\$15,090,018
Tombstone													
Retail	\$802,560	\$975,000	\$1,081,240	\$1,026,120	\$869,960	\$651,600	\$826,080	\$591,840	\$763,760	\$1,057,360	\$961,480	\$867,320	\$10,474,320
Restaurant & Bar	\$515,640	\$637,120	\$782,360	\$687,760	\$555,480	\$410,000	\$455,920	\$382,200	\$452,280	\$696,360	\$590,000	\$475,040	\$6,640,160
Accommodation	\$220,164	\$245,418	\$261,164	\$205,036	\$200,800	\$144,164	\$151,745	\$105,982	\$147,764	\$261,727	\$147,164	\$126,436	\$2,217,564
Willcox													
Restaurant & Bar	\$595,733	\$874,367	\$753,467	\$640,967	\$639,567	\$670,733	\$545,200	\$692,933	\$613,633	\$674,667	\$686,833	\$752,667	\$8,140,766
Accommodation	\$389,743	\$334,629	\$355,414	\$320,700	\$288,329	\$297,214	\$280,429	\$260,714	\$297,943	\$452,386	\$373,071	\$403,757	\$4,054,328

Source: Estimates by Cochise College Center for Economic Research based on Arizona Department of Revenue tax collection data.

MAJOR INDUSTRY SALES (2005)

	January	February	March	April	May	June	July	August	September	October	November	December	Total
Benson													
Restaurant & Bar Sales	\$845,040	\$1,040,280	\$1,077,560	\$903,600	\$719,040	\$1,020,400	\$966,320	\$889,200	\$714,200	\$808,480	\$849,520	\$912,360	\$10,746,000
Accommodation Sales	\$308,956	\$529,844	\$456,578	\$295,644	\$204,533	\$241,733	\$215,222	\$188,911	\$214,756	\$245,378	\$267,600	\$296,289	\$3,465,444
Bisbee													
Retail	\$2,088,360	\$2,331,720	\$2,747,880	\$2,338,760	\$2,474,800	\$2,511,600	\$2,243,600	\$2,518,720	\$2,454,000	\$2,266,280	\$2,698,840	\$2,735,400	\$29,409,960
Restaurant & Bar	\$463,800	\$495,760	\$620,960	\$527,440	\$518,640	\$438,160	\$473,640	\$433,440	\$414,160	\$530,600	\$472,920	\$504,280	\$5,893,800
Accommodation	\$204,400	\$270,180	\$403,000	\$367,680	\$234,760	\$179,580	\$392,600	\$172,920	\$193,940	\$262,200	\$241,160	\$213,260	\$3,135,680
Douglas													
Restaurant & Bar	\$942,800	\$937,560	\$944,120	\$1,024,800	\$983,160	\$989,600	\$1,079,400	\$1,041,040	\$1,012,760	\$912,280	\$951,960	\$1,135,080	\$11,954,560
Huachuca City													
Retail	\$794,067	\$352,400	\$648,267	\$758,333	\$469,333	\$228,867	\$844,200	\$307,867	\$410,667	\$733,000	\$438,467	\$576,467	\$6,561,934
Sierra Vista													
Retail	\$33,578,063	\$34,979,250	\$40,129,250	\$38,538,125	\$37,793,438	\$41,567,813	\$40,613,000	\$38,533,563	\$38,928,813	\$38,122,563	\$39,608,250	\$53,893,313	\$476,285,441
Restaurant & Bar	\$3,982,308	\$4,980,423	\$5,069,269	\$4,673,769	\$5,025,962	\$4,157,038	\$4,052,692	\$3,944,231	\$4,513,692	\$4,712,038	\$4,822,269	\$4,718,577	\$54,652,268
Accommodation	\$1,153,764	\$1,178,745	\$1,402,891	\$1,325,000	\$1,177,673	\$1,268,491	\$1,350,145	\$1,358,000	\$1,368,636	\$1,348,055	\$1,191,600	\$903,091	\$15,026,091
Tombstone													
Retail	\$785,600	\$1,040,920	\$1,356,240	\$871,720	\$1,025,000	\$672,800	\$682,160	\$645,800	\$685,400	\$894,800	\$672,240	\$827,960	\$10,160,640
Restaurant & Bar	\$488,200	\$594,320	\$731,680	\$624,840	\$598,320	\$507,040	\$384,880	\$513,120	\$393,960	\$597,520	\$461,280	\$410,120	\$6,305,280
Accommodation	\$145,509	\$248,182	\$306,564	\$213,273	\$151,964	\$139,218	\$165,655	\$125,455	\$194,909	\$239,000	\$196,236	\$140,564	\$2,266,529
Willcox													
Restaurant & Bar	\$618,367	\$570,967	\$708,200	\$586,400	\$516,733	\$717,233	\$743,300	\$710,567	\$617,133	\$692,500	\$622,700	\$706,767	\$7,810,867
Accommodation	\$235,267	\$467,800	\$399,233	\$317,900	\$286,733	\$297,367	\$323,533	\$255,233	\$215,029	\$349,129	\$349,229	\$328,257	\$3,824,710

Source: Estimates by Cochise College Center for Economic Research based on Arizona Department of Revenue tax collection data.