



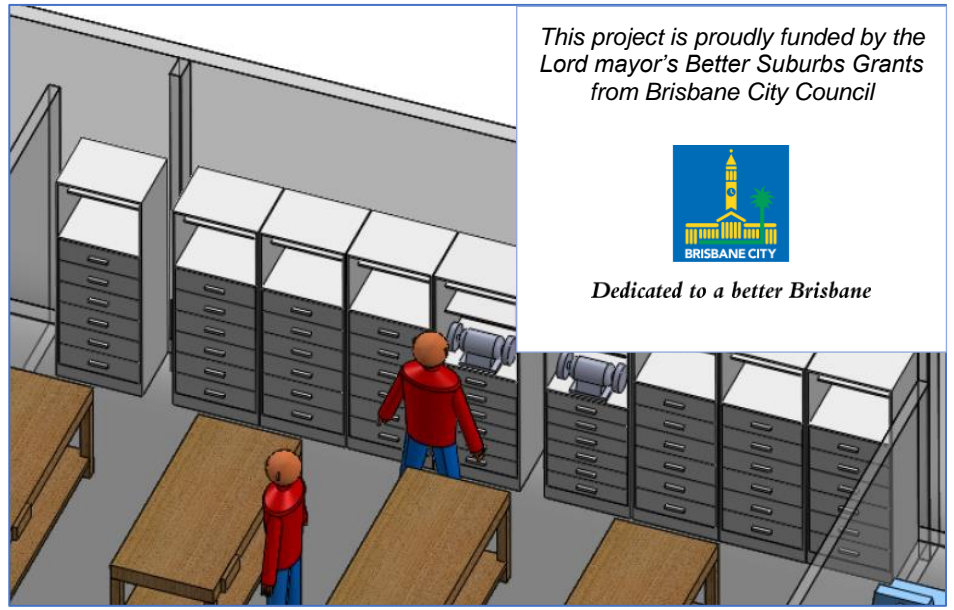
SHED WEST COMMUNITY MENS SHED INC.

Friday, February 24, 2023
NEWSLITTER
Shed West Community Mens Shed Inc.
98 Brookfield Rd, Kenmore
O Box 391, Kenmore, Qld 4069
shedwest@bigpond.com
ABN 38 009 395 013

Contents

Shed News	2
Guest Speakers	8
Member Project of the Month	9
Tool Tips	10
Brain Teaser - Solution	11
Scheduled Events	12
Weekly Routine	13
Shed Contacts	14
Mens Sheds	16

Shed Storage Upgrade Grant



Last month Shed West received a grant of \$6,499 from Brisbane City Council, through the Lord Mayor's Better Suburbs Grants Program.

This generous grant will enable Shed West to build suitable storage cabinets to house all our small tools, consumables, and miscellaneous fittings and hardware.

The Brisbane City Council grant will cover the cost of the plywood and fittings. Timber for trimming the edges of the plywood will come from our own stock.

With the available funding we are planning to build up to nine cabinets. Detailed plans and cutting lists are being prepared now. Starting in a few weeks' time, Wednesday will become Shed Special Project Day, devoted to working bees to build the new cabinets. We are hoping to get as many members as possible to come along and lend a hand. Through this grant, Shed West has a great opportunity to revamp our facilities and make the shed a safer and better place to be.

The planned working bees will be organised into morning and afternoon shifts, with the planned tasks for the working bees advertised in the newsletter the week before. Don't be shy about getting involved 😊. Don't feel the need to commit to a full day, or even a full shift. Contributions of an hour or two are just as valuable as a full day's work.

Special thanks are due to the Lord Mayor and Brisbane City Council for awarding us this grant, and thanks also to our Secretary Jim Watters for writing a winning proposal to get Shed West over the line.

Ed.



Shed News

Christmas Function



There was an excellent roll up of members and partners at our annual Christmas lunch at the Jindalee Hotel last December.

You can't beat good food and good company (not necessarily in that order), and there is no better way to beat the summer heat 😊.



Shed stalwart, Doug Nissen received his Life Member Certificate from Past President Mike Symes, and Social Convenor Phil Batten (now Shed President).

Congratulations Doug, the recognition is well earned 😊.

Thanks go to Phil Batten for organising this very successful event.

Community Projects



First project delivered for 2023! These bench seats were for a customer who needed to stop their dog jumping off the unit balcony. The solution was to get 3 m long bench seats and place pot plants on them to create a barrier. The design is essentially a stretched version of the seats we made for a local kindy last year, with an extra support in the middle.

Well done Peter, Shyam, Maurie, and Stu.



Vehicle Restoration Group - 'Ollie' the 1963 Series 2A Land Rover

Since the last update, the dismantling phase of the Land Rover project has been completed. Ollie has been stripped to a bare chassis, the chassis has been sandblasted and painted and it is now back at the Shed.

The refurbishment phase has commenced with work on overhauling the engine and rear differential underway. Most of the new Land Rover parts that we require are available through Australian suppliers, so orders for items such as suspension and brake parts have been placed. Further parts will be purchased over the next few months as it becomes more evident what can be refurbished and what needs replacing.



Ollie – September 2022



Chassis – February 2023

Local industry is being used for any refurbishment work that can't be undertaken by VRG members. This includes brake drum machining, crankshaft regrinding and differential lapping.



Carrolls Suspension Solutions at Wacol (facilities in Sydney, Melbourne and Brisbane) have donated their time and services to undertake the refurbishment of the four leaf springs from Ollie. They have been stripped, cleaned and reset to the original factory settings. They are now back at the Shed ready to be reattached to the differential housings and the chassis.

We are grateful for the support Carrolls have provided to Shed West and the VRG and thank them for this generous service.

At left, Phil Batten (Shed West President), Doug Wait (VRG) and Audie Hoffman (Service Advisor) - Carrolls Suspension Solutions



The dismantling process has identified a number of components that require replacing after 60 years of use on a farm vehicle in Western Queensland. The photographs above provide a comparison between worn and new components –worn rear shackle and bolt from Ollie and their replacement parts.

There is room in the workshop for at least 4 persons on any morning of the week. We currently have 3 there permanently for four mornings of the week between Doug, Pete, Martin and myself, so there is plenty of room for others to come and assist, even for one morning a week.

There are a lot of different task options available. Some involve working on the larger mechanical items, such as the engine which Pete is currently stripping.

Alternatively, if you prefer to sit at the bench to refurbish smaller mechanical or electrical items like the dash panel, water pump, oil pump, starter motor, air cleaner, etc, there is plenty of that work available.

Bruce Woodhouse

Tyre Theft



The Shed West trailer is kept securely chained to the guard rail in the car park. However, that was no deterrent to the thief who stole the wheels sometime during the Christmas break. To add insult to injury, they used Shed West timber to prop up the axle while they removed the wheels. The straps and ropes stored in the locked toolbox were also stolen.

Sadly, the police do what they can, but the chances of arrest or recovery of goods in these situations is slim.

New wheels have been bought and fitted, so the trailer is available for use again.

Ed.



Leatherwork Group



The leather workers have been busy over the holidays and into the New Year.

After finishing the knife sheath at left for fellow shedder John, which also features his cattle brand, we will now work on his second sheath for a smaller knife.

During January the Dimensions in Leather Conference/Workshops was held at St Leo's College at the University of Queensland where John and Alan took the opportunity to visit the h trade show with both purchasing leather and tools.

Next John and Greg spent a morning enjoying the hospitality of the leather group at Bellbowrie Men's Shed.

The whole group have been busy with personal projects. John working on a briefcase, Greg on a belt pouch, and Alan on tool rolls for his punch sets. In the meantime, Baden the with assistance and guidance from Ross has starter plaiting a belt. While Ross as usual has supported most projects with Laser cutting.



John and briefcase



Greg and belt pouch



Baden and plaited belt



Alan's tool rolls

Alan Ernst



Wood Turning Group



The “possibly some attachment to a lathe” at left has now been identified as a Carba-tec *Thread Master*. This lathe attachment could be used to cut internal or external threads for turned wooden boxes and lids. They are no longer made and the lead screws that are used to control the thread pitch are missing. Special cutters are also required to cut the required thread profile.



The image at left is a *Thread Master* on eBay. You might be able to muddle through without the instruction manual, but not without the lead screws shown above.

The dilemma for our woodturners is:

- Do we want/need to cut threads?
- Can we source replacement lead screws and cutters to make this a working tool?
- Will it actually fit on our Vicmark lathes?

Or

- Is this a large green paperweight?

Or

- Carbatec have expressed interest in the attachment to put in their museum.

Ed.



Monthly Barbeques



And now for something completely different

For our January barbeque, we had an enticing variety of pizzas, cooked by Ross Monks, ably assisted by his father, Ian.

Lesson learned Do not distract the cook!

Ross was caught in conversation for only a few moments, and the result for one pizza was charcoal! However, all other results were outstanding.

Well done Ross and Ian!



Two all-beef patties on a sesame seed bun please

For the February barbeque Peter Nisbet and Mick Giddings promised extra big meat patties, and they were not joking. Well done gents!



There was a pretty fair roll up for our barbeque last week, with more than twenty members tucking in and enjoying the food and the fellowship.

Shed barbeques are at midday on the third Tuesday of each month. Come along and enjoy the company of your fellow shedders. (and have a good feed at the same time)



Members Update - Brisbane City Council's Redevelopment of 98 Brookfield Road

Over the past couple of weeks since the Christmas and New Year's break, there has been some movement on the Community Development Grant (CDG) #1512 – Kenmore Men's Shed Upgrade Project which we want to share with our membership rank and file.

To recap briefly, Council has been managing this CDG grant for the past thirty (30) months since August 2020. During this time, under the guidance of our local Councillor, Council developed architectural concept drawings for a scheme that not only significantly increased the overall scope of work to include permanent facilities for other organisations but managed to blow out the budget to a massive \$5.3M estimated cost, despite the fact that the grant was strictly limited to \$1.5M excl GST.

Unfortunately, on another front as a direct result of further unwanted political interference just prior to Christmas, Shed West is now no longer able to promote its preferred site located at the Brookfield Showgrounds – even though it gained Federal Government approval for this alternative site location in May 2020 with full support from the Brookfield Recreational Reserve Trust.

The new Federal Government has given Council until the 28th of April 2023 to finalise its CDG documentation. Council has just stated in the last few weeks that it will now not be pursuing its \$5.3 million concept plan for 98 Brookfield Road after failing to get additional grant funding from the Federal Government to cover the massive shortfall. In summary, a very disappointing waste of ratepayers' funds, time, and effort by Brisbane City Council with very little to show for it.

Council is now looking at a much simpler, more cost-effective, option utilising modular demountable buildings that hopefully will not exceed the \$1.5 million grant limit this time around. Shed West continues to liaise with Council in order to ensure that any plans drawn up by Council will not only be beneficial for any ongoing shed operations but also fully comply with the original intent of this generous \$1.5 million Community Development Grant.

We will continue to keep you all posted.

Mike Symes
Shed West Re-Development Subcommittee

Guest Speakers



Our twice monthly Tuesday talks at the Kenmore Public Library have started up again for 2023.

The range of speakers that Chris Wright is able to organise for this regular event is amazing. Topics in the last twelve months or so have ranged from *Vintage Model Train Engines* to the *History of the Science of Plate Tectonics* to *Hyperbaric Medicine*. The speakers are always interesting, passionate about their topics, and come from many and varied backgrounds. Attendees at these talks are guaranteed to find the experience be entertaining and informative.

With smoko after the talks, these events are also a great social opportunity to mix with your fellow shedders over a cup of coffee and some nibbles.

Attendance so far this year has been solid, but there is plenty of room more people to attend, so come along and get your grey cells stimulated by some fascinating speakers. Partners and family are always welcome to attend.

Check the Events Calendar and your weekly *Newslette* for details of upcoming talks.




Member Project of the Month

Watercolour Art Classes

Jacob Reinders and Mike Symes are continuing with watercolour art classes outside of current shed activities.




Jacob's latest masterpiece concentrated on an animal subject, using mixed media (*pencil, ink, watercolour and gouache*).



Mike's painting of a jacaranda tree in full bloom

He says its still a work in progress, but it seems to be progressing OK to me
Ed.




One of Mike's latest paintings is a quick attempt to achieve both depth and distance in a landscape with ghost gums in the foreground and distant hills and mountains in the background just prior to the sun setting.


Tool Tips

Mortice and Tenon Joint on a Router Table

One of the better joints for connecting two pieces of timber is the mortice and tenon. Using slot cutters and a sled, these joints can be easily and precisely made on a router table. A variable speed router of at least 2 HP is recommended. Always feed against the cutter rotation as shown. David Arnold




Cutting the mortices is the simple part. Working against the fence, cut mortices using a straight sided cutter of the required size. Pencil marks on the reverse side of the stock aid in gauging the length of the cut. Use repeated cuts of increasing depth to avoid tool chatter and overloading the router. Finish off by squaring up the ends of the mortices with a chisel.




Tenons can be cut very easily using stacked slot cutters. Using a sled as shown here will provide precise repeatability when cutting multiple tenons.

The sled has a fence which is here shown adjusted to be square to the sled travel to create a right-angle joint. The fence is sacrificial and provides support to the rear face of the stock to prevent chipping out as the cutter exits the stock.




Alignment stops

The sled has T-track for clamping the stock securely in place. The sled can also be used to cut tenons on mitred pieces as shown here. Stops on the sled align the stock.



Precision spacers from 0.1mm to 4.0mm thick

Stacked slot cutters for cutting tenons. The spacers in the cutter stack are selected to give the precise width of tenon to match the mortice. With cutters of this size, the router speed needs to be dialled down.



When clamping the stock to the sled, an adjustable stop on the fence track sets the length of the tenon. The tenon sled is guided by the mitre slot of the router table, so the table fence is set clear of the stock to avoid binding.



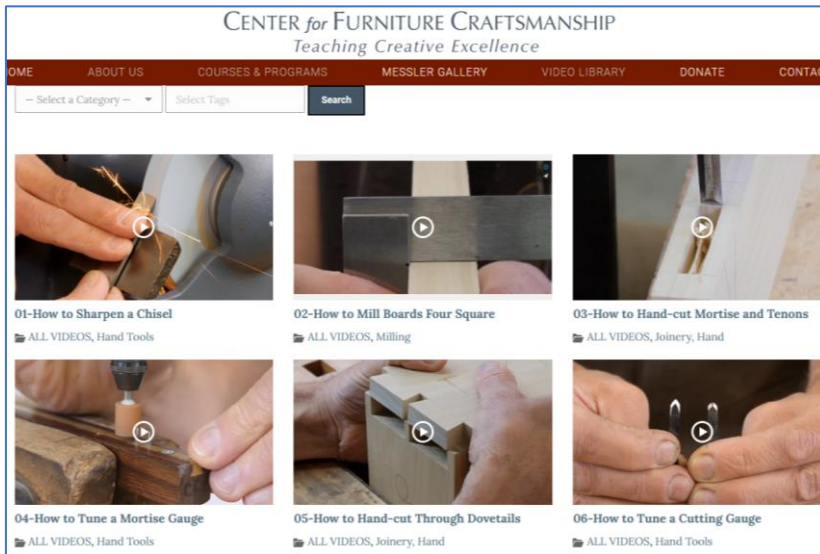
Finished mortice and tenon joints. The mortices have been squared up with a chisel. Shoulders have been cut on the tenons to fit the mortices.

I will give a demo on the above techniques after smoko next Friday (3rd March)

D.A.



Centre for Furniture Craftsmanship Video Lessons



The link below provides free and very useful video lessons compiled by the Centre for Furniture Craftsmanship in Rockport, Maine on a series of techniques associated with fine furniture making. The host, and lead instructor, Tim Rousseau is a regular contributor to the highly regarded magazine *Fine Woodworking* and has designed and built some quite unique pieces over the years.

A Brisbane-based friend (and ex-Shed West member) has undertaken some courses at the Centre and cannot speak more highly of it.

The screen shot at left is just a small sample of the videos available.

Howard White

<https://woodscool.org/videolibrary/>

Brain Teaser - Solution

From the set of angles $\{40^\circ, 50^\circ, 60^\circ, 70^\circ, 80^\circ, 90^\circ, 100^\circ, 110^\circ\}$, use three of the angles to construct a triangle, and four others to construct a quadrilateral. All seven angles used are different.

Which angle in the set is left behind?

If you are an overthinker, (and most of us are), you sweated over which angles add up to the 180° that make up a triangle, and which angle add up to the 360° that make up a quadrilateral. The answer to the actual question is derived much more simply.

$$180 + 360 = 540$$

$$40 + 50 + 60 + 70 + 80 + 90 + 100 + 110 = 600$$

$$600 - 540 = 60$$

And if you went the long way around to get the answer, $40 + 50 + 90 = 180$ for a triangle, and $70 + 80 + 100 + 110 = 360$ for a quadrilateral. Gavan Clarke, Jim Watters, and the editor all got there by the long and complicated path.

Thanks to Gerald Barber for providing this puzzle. He has a book full of them folks, so prepare to be challenged in future issues. Ed.



Scheduled Events

Date	Start Time	Finish Time	Event	Venue
Friday, February 24			NEWSLITTER publication	
Friday, March 3	10:30 AM	11:00 AM	Demonstration - Mortice tenon joints on a router table	Green Shed
Tuesday, March 7	2:00 PM	2:15 PM	Special General Meeting to appoint Shed West Auditor	Kenmore Library meeting room
Tuesday, March 7	2:15 PM	3:30pm	Guest Speaker - Gavan Clark Introducing Brisbane's Electric Trains – Behind the scene	Kenmore Library meeting room
Wednesday, March 8	9:00 AM	11:00 AM	Operations Subcommittee Meeting	Donga behind Shed
Tuesday, March 14	2:00 PM	3:30pm	Guest Speaker - Paul Hobbs Meals on Wheels Kenmore District	Kenmore Library meeting room
Wednesday, March 15	9:00 AM	12:00 PM	Management Committee Meeting	Kenmore Library meeting room
Tuesday, March 21	12:00 PM	2:00 PM	Barbecue at the Shed	Green Shed
Friday, March 24			NEWSLITTER publication	
Tuesday, April 4	2:00 PM	3:30pm	Guest Speaker - Daniel Harth BodyTech	Kenmore Library meeting room
Tuesday, April 11	2:00 PM	3:30pm	Guest Speaker - Alex Nazarov Ukraine	Kenmore Library meeting room
Wednesday, April 12	9:00 AM	11:00 AM	Operations Subcommittee Meeting	Donga behind Shed
Tuesday, April 18	12:00 PM	2:00 PM	Barbecue at the Shed	Green Shed
Wednesday, April 19	9:00 AM	12:00 PM	Management Committee Meeting	Kenmore Library meeting room
Friday, April 28			NEWSLITTER publication	
Saturday, April 29	8:30 AM	4:00 PM	Maleny Wood EXPO	Maleny Showgrounds
Monday, May 1	8:30 AM	4:00 PM	Maleny Wood EXPO	Maleny Showgrounds



Weekly Routine

Date	Start Time	Finish Time	Event	Venue
Monday	9:00 AM	12:00 PM	500 cards	Building behind the Green Shed
Monday	1:30 PM	4:30 PM	Leather work	Blue Shed
Tuesday	2:00 PM	3:30 PM	Guest Speaker Program 1st, 2nd Tuesday each month See scheduled events for details	Kenmore Library
Tuesday	12:00 PM	2:00 PM	Monthly barbecue 3rd Tuesday each month	Green shed
Wednesday	9:00 AM	12:00 PM	Management Committee Meeting 3rd Wednesday of each month (unless scheduled otherwise)	Kenmore Library meeting room
Thursday	9:00 AM	12:00 PM	Pyrography, community projects, good fellowship, and solving the problems of the world	Blue Shed
Friday	9:00 AM	12:00 PM	Computing	Building behind the Green Shed
Friday	1:30 PM	4:30 PM	Woodturning Group	Green Shed
Friday			<i>NEWSLITTER</i> publication Friday following the 4th Wednesday of each month	
Monday to Friday	8:30 AM	12:00 PM	General woodworking and community projects	Green Shed
Monday to Friday	8:30 AM	12:00 PM	Vehicle restoration	Metalworking bay



Shed Contacts

Position	First Name	Surname	Phone	eMail / web
Management Committee	-			
President	Phil	Batten	0418 715 004	Shedwest.Pres@gmail.com
Vice President	Mike	Symes	0406 183 431	mike_symes_01@hotmail.com
Secretary	Jim	Watters	0414 643 639	Shedwest.Sec@gmail.com
Treasurer	Shyam	Verma	0412 669 565	Shedwest.Treas@gmail.com
Committee	Ian	Boudry	0487 420 433	iboudry@gmail.com
	Neil	Rogers	0439 444 018	neiltrogers@optusnet.com.au
	Gerald	Barber	0418 763 637	gerald.barber1@gmail.com
	Gavan	Clarke	0427 171 041	gavan@seehills.net
	Doug	Wait	0418 721 472	dwait@bigpond.net.au
	David	Arnold	0477 300 237	arnoldda@optusnet.com.au
	Stuart	Reed	0410 568 625	stu.reed@outlook.com
	-			
Shed Ops Subcommittee	Neil	Rogers	0439 444 018	neiltrogers@optusnet.com.au
	Doug	Nissen	0412 324 023	dougniss@tpg.com.au
	Howard	White	0404 936 462	howpen@tpg.com.au
	John	Lippiatt	0407 574 745	jelippiatt@gmail.com
	Ron	Williams	0479 084 056	chrisronwill@hotmail.com
	David	Brown	0421 594 362	dbrown55@bigpond.com
	Warren	Cameron	0400 006 046	wm.cameron@bigpond.com
	Gavan	Clarke	0427 171 041	gavan@seehills.net
	Doug	Wait	0418 721 472	dwait@bigpond.net.au
	David	Arnold	0477 300 237	arnoldda@optusnet.com.au
	-			
	-			
Re-Development Subcommittee	Mike	Symes	0406 183 431	Shedwest.Pres@gmail.com
	Gerald	Barber	0418 763 637	gerald.barber1@gmail.com
	Chris	Young	0418 794 093	cgyoung@powerup.com.au
	Neil	Rogers	0439 444 018	neiltrogers@optusnet.com.au
	-			
	-			
Shed Supervisors	Neil	Rogers	0439 444 018	neiltrogers@optusnet.com.au
	Gerald	Barber	0418 763 637	gerald.barber1@gmail.com
	David	Brown	0421 594 362	dbrown55@bigpond.com
	Warren	Cameron	0400 006 046	wm.cameron@bigpond.com
	Gavan	Clarke	0427 171 041	gavan@seehills.net
	Alan	Ernst	0408 769 576	ernsts@bigpond.net.au
	Richard	Francis	0409 647 108	rwfran@bigpond.net.au
	Geoff	Haigh	-	big_jude@hotmail.com
	John	Lippiatt	0407 574 745	jelippiatt@gmail.com
	Doug	Wait	0418 721 472	dwait@bigpond.net.au
	Trevor	Ward	0408 678 134	t_j_ward@hotmail.com
	Ron	Williams	0479 084 056	chrisronwill@hotmail.com
	David	Arnold	0477 300 237	arnoldda@optusnet.com.au
	-			



Position	First Name	Surname	Phone	eMail / web
Vehicle Restoration Group Subcommittee	Doug	Wait	0418 721 472	dwait@bigpond.net.au
	Bruce	Woodhouse	0400 815 593	bmwood@bigpond.net.au
	Gerald	Barber	0418 763 637	gerald.barber1@gmail.com
	-			
Special Roles	-			
Shed Office	Malcolm	Douglas	3878 2825	shedwest@bigpond.com https://shedwest.com/
Welfare Officer & Membership Secretary	Ian	Boudry	0487 420 433	iboudry@gmail.com
Shed Safety Officer	Neil	Rogers	0439 444 018	neiltrogers@optusnet.com.au
Induction Training	David	Brown	0421 594 362	dbrown55@bigpond.com
Maintenance Coordinator	Gavan	Clarke	0427 171 041	gavan@seehills.net
Community Projects	-			
Blue Shed Coordinator	Warren	Cameron	0400 006 046	wm.cameron@bigpond.com
Guest Speaker Program and Library Contact	Chris	Wright	0409 278 439	chrisjoan72@yahoo.com.au
Afternoon Tea Coordinator (Guest speaker Tuesdays)	Bob	Ada	0408 768 187	rada8858@bigpond.net.au
Shed Barbeque Coordinator (3rd Tuesdays)	Peter	Nisbet	0417 319 373	jnisbet@bigpond.net.au
Social Events Coordinator	Phil	Batten	0418 715 004	phil.liz.batten@bigpond.com
Trotec Laser Coordinator	Ross	Monks	0407 032 282	ross@rossmonks.com
3D Printer Coordinator	Jim	Watters	0414 643 639	jjwatters@gmail.com
CNC Router Coordinator	Neil	Rogers	0439 444 018	neiltrogers@optusnet.com.au
Auditor	Vic	Lorenz	0438 430 079	vlorenz@bigpond.net.au
IT Consultant / Web Site	Ray	Johnson	-	pamray19@tpg.com.au
Shed Trailer Coordinator	Phil	Batten	0418 715 004	phil.liz.batten@bigpond.com
Newsletter Editor	David	Arnold	0477 300 237	arnoldda@optusnet.com.au
	-			
	-			
Special Interest Groups	-			
Leatherwork	Alan	Ernst	0408 769 576	ernsts@bigpond.net.au
Wood Turning	Gavan	Clarke	0427 171 041	gavan@seehills.net
	-			
	-			



Mens Sheds

Men's Sheds	Address	eMail / web
Bellbowrie Men's Shed	55 Priors Pocket Rd Moggill QLD 4070	FaceBook: Bellbowrie Mens Shed
Indooroopilly Men's Shed	60 A Stamford Rd Indooroopilly QLD 4068	http://www.indroshed.org.au/
Centenary Suburbs Men's Shed	125 Monier Road Seventeen Mile Rocks QLD 4073	http://www.csms.org.au
Oxley Men's Shed	18 California Rd Oxley QLD 4075	FaceBook: Oxley Mens Shed
Ashgrove – The Gap Men's Shed	98 Yoorala Street The Gap QLD 4061	https://www.ashgrovetheshed.com/
Ipswich Men's Shed	34 Mining Street Bundamba	https://ipswichmensshed.org.au/ Facebook: Ipswich-Mens-Shed-Inc
Boonah Activity Shed	-	FaceBook: Boonah Activity Shed