

# DISNEY DREAM & DISNEY FANTASY DECK PLANS



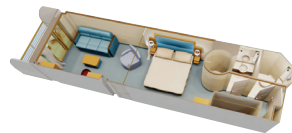
Exact amenities described may vary slightly depending on stateroom location. Stateroom Categories subject to change.



**CONCIERGE ROYAL SUITE WITH VERANDAH (Category 1)**  
One master bedroom with queen-size bed, one wall pull-down double bed, and one wall pull-down single bed in living room, two bathrooms, rain shower, whirlpool tub, living room, dining salon, pantry, wet bar and walk-in closets.  
**SLEEPS 5 • 1,781 SQ. FT., INCLUDING VERANDAH**



**CONCIERGE 1-BEDROOM SUITE WITH VERANDAH (Category 2)**  
One bedroom with queen-size bed, living area with double convertible sofa, one wall single pull-down bed in living room, walk-in closets, whirlpool tub, wet bar, two bathrooms with rain shower and private verandah.  
**SLEEPS 5 • 622 SQ. FT., INCLUDING VERANDAH**



**CONCIERGE FAMILY OCEANVIEW STATEROOM WITH VERANDAH (Category 3)**  
Queen-size bed, double convertible sofa, upper berth pull-down bed, full bath with round tub and shower, plus half bath.  
**SLEEPS 5 • 306 SQ. FT., INCLUDING VERANDAH**




**DELUXE FAMILY OCEANVIEW STATEROOM WITH VERANDAH (Category 4)**  
Queen-size bed, single convertible sofa, wall pull-down bed (in most) and upper berth pull-down bed (in some), split bath with round tub (in most) and shower.  
**SLEEPS 4-5 • 299 SQ. FT., INCLUDING VERANDAH**



**DELUXE OCEANVIEW STATEROOM WITH VERANDAH (Categories 5, 6 and 7)**  
Queen-size bed, single convertible sofa, upper berth pull-down bed (if sleeping four), split bath with tub and shower.  
**SLEEPS 3-4 • 246 SQ. FT., INCLUDING VERANDAH**




**DELUXE FAMILY OCEANVIEW STATEROOM (Category 8)**  
Queen-size bed, single convertible sofa, wall pull-down bed (in most) or upper berth pull-down bed (in some), split bath with round tub and shower (in most).  
**SLEEPS 3-5 • 241 SQ. FT.**



**DELUXE OCEANVIEW STATEROOM (Category 9)**  
Queen-size bed, single convertible sofa, upper berth pull-down bed (in some), split bath with tub and shower.  
**SLEEPS 3-4 • 204 SQ. FT.**



**DELUXE INSIDE STATEROOM (Category 10)**  
Queen-size bed, single convertible sofa, upper berth pull-down bed (in some), split bath with tub and shower.  
**SLEEPS 3-4 • 204 SQ. FT.**



**STANDARD INSIDE STATEROOM (Category 11)**  
Queen-size bed, single convertible sofa, upper berth pull-down bed (in some), bath with tub and shower.  
**SLEEPS 3-4 • 169 SQ. FT.**

## CATEGORIES

Deck 13

Deck 12

Deck 11

Deck 10

Deck 9

Deck 8

Deck 7

Deck 6

Deck 5

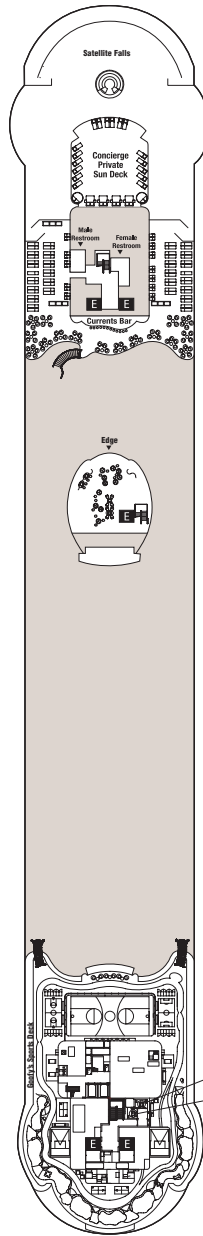
Deck 4

Deck 3

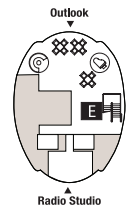
Deck 2

Deck 1

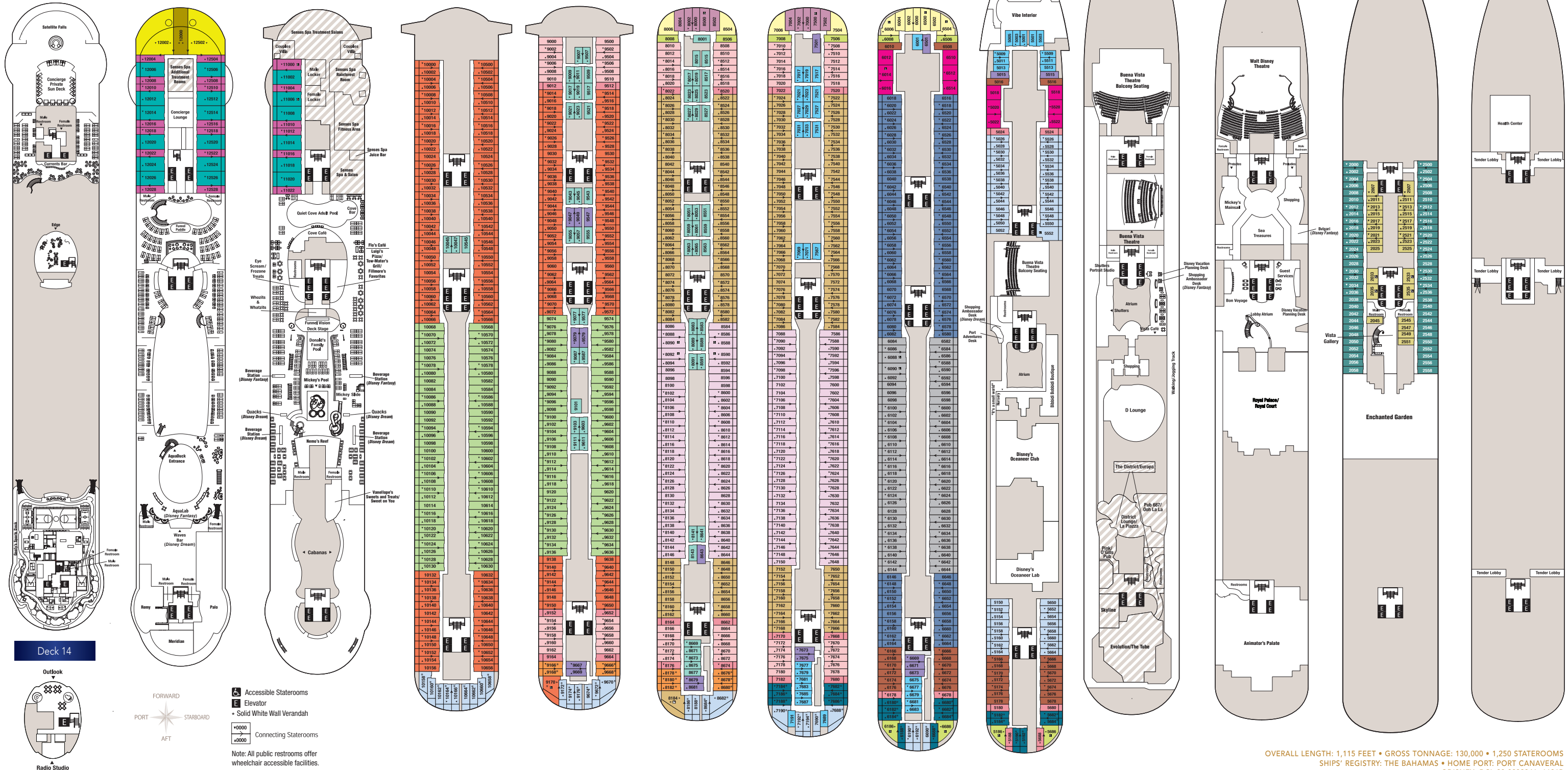
- 1A Concierge Royal Suite with Verandah
- 2A Concierge 1-Bedroom Suite with Verandah
- 2B Concierge 1-Bedroom Suite with Verandah
- 3A Concierge Family Oceanview Stateroom with Verandah
- 4A Deluxe Family Oceanview Stateroom with Verandah
- 4B Deluxe Family Oceanview Stateroom with Verandah
- 4C Deluxe Family Oceanview Stateroom with Verandah
- 4E Deluxe Family Oceanview Stateroom with Verandah
- 5A Deluxe Oceanview Stateroom with Verandah
- 5B Deluxe Oceanview Stateroom with Verandah
- 5C Deluxe Oceanview Stateroom with Verandah
- 6A Deluxe Oceanview Stateroom with Verandah
- 6B Deluxe Oceanview Stateroom with Verandah
- 7A Deluxe Oceanview Stateroom with Navigator's Verandah
- 8A Deluxe Family Oceanview Stateroom
- 8B Deluxe Family Oceanview Stateroom
- 8C Deluxe Family Oceanview Stateroom
- 9A Deluxe Oceanview Stateroom
- 9B Deluxe Oceanview Stateroom
- 9C Deluxe Oceanview Stateroom
- 9D Deluxe Oceanview Stateroom
- 10A Deluxe Inside Stateroom
- 11A Standard Inside Stateroom
- 11B Standard Inside Stateroom
- 11C Standard Inside Stateroom



Deck 14



- Accessible Staterooms
  - Elevator
  - Solid White Wall Verandah
  - Connecting Staterooms
- Note: All public restrooms offer wheelchair accessible facilities.



OVERALL LENGTH: 1,115 FEET • GROSS TONNAGE: 130,000 • 1,250 STATEROOMS  
SHIPS' REGISTRY: THE BAHAMAS • HOME PORT: PORT CANAVERAL  
©DISNEY DCL-23-339246 6631R




# DISNEY MAGIC & DISNEY WONDER DECK PLANS



**CONCIERGE ROYAL SUITE WITH VERANDAH (Category 1A)**  
Two bedrooms (one with queen-size bed; one with two twin beds and two pull-down upper berths), two and a half bathrooms including whirlpool tubs, living room, media library with wall pull-down bed, dining salon, pantry, wet bar and walk-in closets.  
**SLEEPS 7 • 1,029 SQ. FT., INCLUDING VERANDAH**



**CONCIERGE 2-BEDROOM SUITE WITH VERANDAH (Category 1B)**  
Two bedrooms (one with queen-size bed; one with two twin beds and one pull-down upper berth), whirlpool tub, living area with convertible sofa, walk-in closets, wet bar, DVD player, two and a half bathrooms and private verandah.  
**SLEEPS 7 • 945 SQ. FT., INCLUDING VERANDAH**



**CONCIERGE 1-BEDROOM SUITE WITH VERANDAH (Category 2)**  
Queen-size bed, wall pull-down bed (in most), living area with double convertible sofa, walk-in closets, wet bar, DVD player, two bathrooms and private verandah.  
**SLEEPS 4-5 • 614 SQ. FT., INCLUDING VERANDAH**



**CONCIERGE FAMILY OCEANVIEW STATEROOM WITH VERANDAH (Category 3)**  
Queen-size bed, single convertible sofa, pull-down upper berth (in most), privacy divider, split bath and private verandah.  
**SLEEPS 5 • 304 SQ. FT., INCLUDING VERANDAH**



**DELUXE FAMILY OCEANVIEW STATEROOM WITH VERANDAH (Category 4)**  
Queen-size bed, single convertible sofa, pull-down upper berth (in most), privacy divider, split bath and private verandah.  
**SLEEPS 5 • 304 SQ. FT., INCLUDING VERANDAH**




**DELUXE OCEANVIEW STATEROOM WITH VERANDAH (Categories 5 and 6)**  
Queen-size bed, single convertible sofa, pull-down upper berth (in some), privacy divider, split bath and private verandah.  
**SLEEPS 3-4 • 268 SQ. FT., INCLUDING VERANDAH**



**DELUXE OCEANVIEW STATEROOM WITH NAVIGATOR'S VERANDAH (Category 7)**  
Queen-size bed, single convertible sofa, privacy divider, split bath and enclosed private verandah with limited views.  
**SLEEPS 3 • 268 SQ. FT., INCLUDING VERANDAH**



**DELUXE OCEANVIEW STATEROOM (Category 9)**  
Queen-size bed, single convertible sofa, pull-down upper berth (in some), privacy divider, split bath and window view.  
**SLEEPS 3-4 • 214 SQ. FT.**



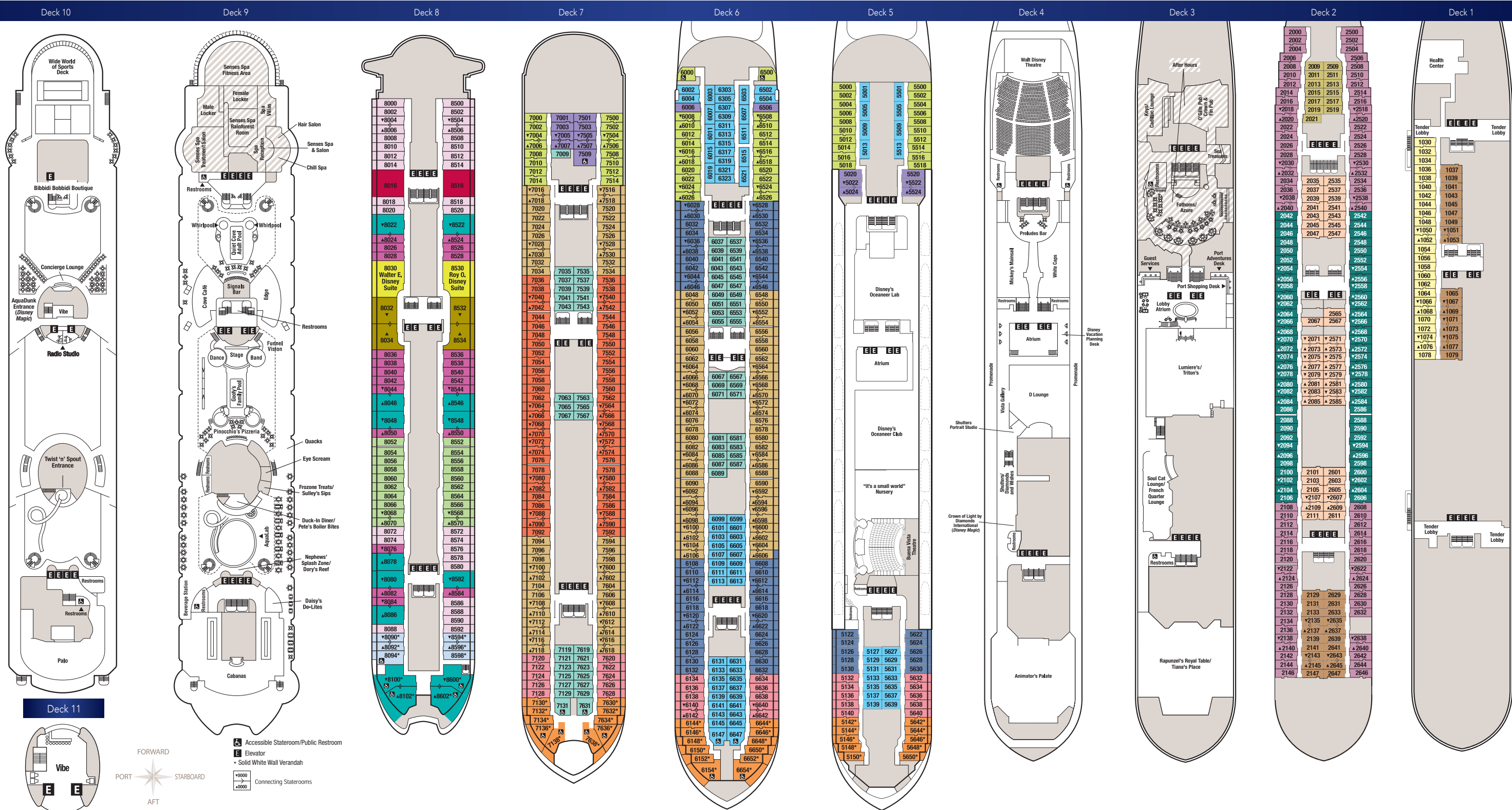
**DELUXE INSIDE STATEROOM (Category 10)**  
Queen-size bed, single convertible sofa, pull-down upper berth (in some), privacy divider and split bath.  
**SLEEPS 4 • 214 SQ. FT.**



**STANDARD INSIDE (Category 11)**  
Queen-size bed, single convertible sofa, pull-down upper berth (in some), privacy divider and bath.  
**SLEEPS 3-4 • 184 SQ. FT.**

## CATEGORIES

- 1A Concierge Royal Suite with Verandah
- 1B Concierge 2-Bedroom Suite with Verandah
- 2A Concierge 1-Bedroom Suite with Verandah
- 2B Concierge 1-Bedroom Suite with Verandah
- 3A Concierge Family Stateroom with Verandah
- 4A Deluxe Family Oceanview Stateroom with Verandah
- 4B Deluxe Family Oceanview Stateroom with Verandah
- 4E Deluxe Family Oceanview Stateroom with Verandah
- 5A Deluxe Oceanview Stateroom with Verandah
- 5B Deluxe Oceanview Stateroom with Verandah
- 5C Deluxe Oceanview Stateroom with Verandah
- 6A Deluxe Oceanview Stateroom with Verandah
- 7A Deluxe Oceanview Stateroom with Navigator's Verandah
- 9A Deluxe Oceanview Stateroom
- 9B Deluxe Oceanview Stateroom
- 9C Deluxe Oceanview Stateroom
- 9D Deluxe Oceanview Stateroom
- 10A Deluxe Inside Stateroom
- 10B Deluxe Inside Stateroom
- 10C Deluxe Inside Stateroom
- 11A Standard Inside Stateroom
- 11B Standard Inside Stateroom
- 11C Standard Inside Stateroom



Exact amenities described may vary slightly depending on stateroom location. Stateroom Categories subject to change.

OVERALL LENGTH: 984 FEET • GROSS TONNAGE: 84,000 • 875 STATEROOMS  
SHIPS' REGISTRY: THE BAHAMAS • HOME PORT: PORT CANAVERAL  
©DISNEY DCL-23-3392946 6631R