

**Day Type**

1: Weekday (Tu-Th)

**TURNING MOVEMENT COUNTS**

Day Part	West Leg - Vark St - In			East Leg - Vark St - In			South Leg - Riverdale Ave - In			North Leg - Riverdale Ave - In		
	EB Left	EB Thru	EB Right	WB Left	WB Thru	WB Right	NB Left	NB Thru	NB Right	SB Left	SB Thru	SB Right
00: All Day (12am-12am)	1,085	593	214	409	297	564	275	7,544	1,237	1,614	7,004	576
01: 12am (12am-1am)	6	7	2	3	7	8	3	62	12	10	46	12
02: 1am (1am-2am)	4	3	1	1	4	3	1	27	6	9	24	4
03: 2am (2am-3am)	3	1	1	2	2	3	1	17	2	4	14	1
04: 3am (3am-4am)	1	1	-	2	1	3	1	19	-	4	12	-
05: 4am (4am-5am)	1	3	1	1	1	1	2	26	3	6	21	-
06: 5am (5am-6am)	31	14	5	16	8	5	2	64	17	10	115	9
07: 6am (6am-7am)	32	24	8	9	16	21	7	395	34	42	293	26
08: 7am (7am-8am)	128	55	31	36	16	30	19	877	113	99	824	57
09: 8am (8am-9am)	109	57	22	13	15	35	13	591	85	68	473	33
10: 9am (9am-10am)	70	26	14	19	15	24	8	370	74	59	306	19
11: 10am (10am-11am)	39	21	11	18	10	24	5	330	49	61	280	22
12: 11am (11am-12noon)	38	22	8	21	7	22	7	328	50	74	292	26
13: 12pm (12noon-1pm)	56	23	11	20	16	25	8	345	49	78	303	24
14: 1pm (1pm-2pm)	48	29	6	21	21	31	14	439	62	95	370	32
15: 2pm (2pm-3pm)	73	56	19	29	14	49	13	577	108	145	532	42
16: 3pm (3pm-4pm)	61	44	11	35	36	57	25	543	98	136	559	33
17: 4pm (4pm-5pm)	72	48	13	40	15	40	22	476	95	130	496	46
18: 5pm (5pm-6pm)	83	38	22	33	22	38	33	549	85	136	557	54
19: 6pm (6pm-7pm)	75	35	9	22	16	35	32	533	78	132	448	31
20: 7pm (7pm-8pm)	52	22	6	28	19	28	16	330	54	119	358	35
21: 8pm (8pm-9pm)	34	21	5	17	15	31	14	244	68	81	253	28
22: 9pm (9pm-10pm)	30	14	5	14	10	24	19	196	47	57	191	18
23: 10pm (10pm-11pm)	26	7	2	7	6	14	8	121	23	29	146	16
24: 11pm (11pm-12am)	13	22	3	5	5	13	3	86	25	28	91	8

**Day Type**

1: Weekday (Tu-Th)

**TURNING MOVEMENT COUNTS**

Day Part	West Leg - Manor House Sq - In			WB			South Leg - N Broadway - In			SB		
	EB Left	EB Thru	EB Right	WB Left	WB Thru	WB Right	NB Left	NB Thru	NB Right	SB Left	SB Thru	SB Right
00: All Day (12am-12am)	2,381	-	-	-	-	-	-	4,426	-	-	-	-
01: 12am (12am-1am)	19	-	-	-	-	-	-	50	-	-	-	-
02: 1am (1am-2am)	5	-	-	-	-	-	-	18	-	-	-	-
03: 2am (2am-3am)	5	-	-	-	-	-	-	10	-	-	-	-
04: 3am (3am-4am)	3	-	-	-	-	-	-	6	-	-	-	-
05: 4am (4am-5am)	6	-	-	-	-	-	-	10	-	-	-	-
06: 5am (5am-6am)	9	-	-	-	-	-	-	39	-	-	-	-
07: 6am (6am-7am)	57	-	-	-	-	-	-	160	-	-	-	-
08: 7am (7am-8am)	306	-	-	-	-	-	-	404	-	-	-	-
09: 8am (8am-9am)	195	-	-	-	-	-	-	339	-	-	-	-
10: 9am (9am-10am)	82	-	-	-	-	-	-	227	-	-	-	-
11: 10am (10am-11am)	97	-	-	-	-	-	-	193	-	-	-	-
12: 11am (11am-12noon)	90	-	-	-	-	-	-	184	-	-	-	-
13: 12pm (12noon-1pm)	85	-	-	-	-	-	-	200	-	-	-	-
14: 1pm (1pm-2pm)	108	-	-	-	-	-	-	258	-	-	-	-
15: 2pm (2pm-3pm)	177	-	-	-	-	-	-	265	-	-	-	-
16: 3pm (3pm-4pm)	183	-	-	-	-	-	-	336	-	-	-	-
17: 4pm (4pm-5pm)	200	-	-	-	-	-	-	295	-	-	-	-
18: 5pm (5pm-6pm)	219	-	-	-	-	-	-	375	-	-	-	-
19: 6pm (6pm-7pm)	206	-	-	-	-	-	-	326	-	-	-	-
20: 7pm (7pm-8pm)	126	-	-	-	-	-	-	259	-	-	-	-
21: 8pm (8pm-9pm)	79	-	-	-	-	-	-	171	-	-	-	-
22: 9pm (9pm-10pm)	60	-	-	-	-	-	-	145	-	-	-	-
23: 10pm (10pm-11pm)	36	-	-	-	-	-	-	91	-	-	-	-
24: 11pm (11pm-12am)	28	-	-	-	-	-	-	64	-	-	-	-

**Day Type**

1: Weekday (Tu-Th)

**TURNING MOVEMENT COUNTS**

Day Part	East Leg - Main Street - In			South Leg - N Broadway - In			SB Left			SB Thru			SB Right		
	EB Left	EB Thru	EB Right	WB Left	WB Thru	WB Right	NB Left	NB Thru	NB Right	SB Left	SB Thru	SB Right	SB Left	SB Thru	SB Right
00: All Day (12am-12am)	-	-	-	-	4,320	1,473	1,176	2,969	-	-	-	-	-	-	-
01: 12am (12am-1am)	-	-	-	-	21	14	9	36	-	-	-	-	-	-	-
02: 1am (1am-2am)	-	-	-	-	8	4	2	14	-	-	-	-	-	-	-
03: 2am (2am-3am)	-	-	-	-	8	1	3	9	-	-	-	-	-	-	-
04: 3am (3am-4am)	-	-	-	-	11	2	2	4	-	-	-	-	-	-	-
05: 4am (4am-5am)	-	-	-	-	7	4	3	6	-	-	-	-	-	-	-
06: 5am (5am-6am)	-	-	-	-	73	10	10	30	-	-	-	-	-	-	-
07: 6am (6am-7am)	-	-	-	-	230	67	22	97	-	-	-	-	-	-	-
08: 7am (7am-8am)	-	-	-	-	371	123	61	269	-	-	-	-	-	-	-
09: 8am (8am-9am)	-	-	-	-	298	123	64	210	-	-	-	-	-	-	-
10: 9am (9am-10am)	-	-	-	-	302	99	69	131	-	-	-	-	-	-	-
11: 10am (10am-11am)	-	-	-	-	229	78	67	138	-	-	-	-	-	-	-
12: 11am (11am-12noon)	-	-	-	-	196	73	65	131	-	-	-	-	-	-	-
13: 12pm (12noon-1pm)	-	-	-	-	226	65	65	140	-	-	-	-	-	-	-
14: 1pm (1pm-2pm)	-	-	-	-	229	98	77	145	-	-	-	-	-	-	-
15: 2pm (2pm-3pm)	-	-	-	-	344	110	76	176	-	-	-	-	-	-	-
16: 3pm (3pm-4pm)	-	-	-	-	409	105	92	218	-	-	-	-	-	-	-
17: 4pm (4pm-5pm)	-	-	-	-	324	99	106	196	-	-	-	-	-	-	-
18: 5pm (5pm-6pm)	-	-	-	-	322	101	106	277	-	-	-	-	-	-	-
19: 6pm (6pm-7pm)	-	-	-	-	241	86	100	252	-	-	-	-	-	-	-
20: 7pm (7pm-8pm)	-	-	-	-	167	63	75	178	-	-	-	-	-	-	-
21: 8pm (8pm-9pm)	-	-	-	-	118	50	38	115	-	-	-	-	-	-	-
22: 9pm (9pm-10pm)	-	-	-	-	89	49	32	92	-	-	-	-	-	-	-
23: 10pm (10pm-11pm)	-	-	-	-	58	32	22	57	-	-	-	-	-	-	-
24: 11pm (11pm-12am)	-	-	-	-	36	16	12	50	-	-	-	-	-	-	-

**Day Type**

1: Weekday (Tu-Th)

**TURNING MOVEMENT COUNTS**

Day Part	East Leg - New Main St - In			South Leg - S Broadway - In			East Leg - New Main St - In			South Leg - S Broadway - In		
	EB Left	EB Thru	EB Right	WB Left	WB Thru	WB Right	NB Left	NB Thru	NB Right	SB Left	SB Thru	SB Right
00: All Day (12am-12am)	-	-	-	-	5,575	1,161	308	5,498	-	-	-	-
01: 12am (12am-1am)	-	-	-	-	32	6	1	33	-	-	-	-
02: 1am (1am-2am)	-	-	-	-	13	1	-	9	-	-	-	-
03: 2am (2am-3am)	-	-	-	-	9	2	1	7	-	-	-	-
04: 3am (3am-4am)	-	-	-	-	14	3	-	9	-	-	-	-
05: 4am (4am-5am)	-	-	-	-	10	2	-	9	-	-	-	-
06: 5am (5am-6am)	-	-	-	-	78	16	2	94	-	-	-	-
07: 6am (6am-7am)	-	-	-	-	307	65	15	291	-	-	-	-
08: 7am (7am-8am)	-	-	-	-	485	126	24	742	-	-	-	-
09: 8am (8am-9am)	-	-	-	-	398	52	15	366	-	-	-	-
10: 9am (9am-10am)	-	-	-	-	389	68	18	297	-	-	-	-
11: 10am (10am-11am)	-	-	-	-	290	60	23	249	-	-	-	-
12: 11am (11am-12noon)	-	-	-	-	252	57	14	265	-	-	-	-
13: 12pm (12noon-1pm)	-	-	-	-	281	63	21	278	-	-	-	-
14: 1pm (1pm-2pm)	-	-	-	-	310	59	22	276	-	-	-	-
15: 2pm (2pm-3pm)	-	-	-	-	445	87	21	321	-	-	-	-
16: 3pm (3pm-4pm)	-	-	-	-	497	95	24	399	-	-	-	-
17: 4pm (4pm-5pm)	-	-	-	-	407	81	28	375	-	-	-	-
18: 5pm (5pm-6pm)	-	-	-	-	404	87	20	412	-	-	-	-
19: 6pm (6pm-7pm)	-	-	-	-	303	78	27	352	-	-	-	-
20: 7pm (7pm-8pm)	-	-	-	-	219	60	9	246	-	-	-	-
21: 8pm (8pm-9pm)	-	-	-	-	160	31	9	174	-	-	-	-
22: 9pm (9pm-10pm)	-	-	-	-	137	33	4	136	-	-	-	-
23: 10pm (10pm-11pm)	-	-	-	-	85	23	5	92	-	-	-	-
24: 11pm (11pm-12am)	-	-	-	-	48	8	3	67	-	-	-	-

**Day Type**

1: Weekday (Tu-Th)

**TURNING MOVEMENT COUNTS**

Day Part	West Leg - Vark St - In			East Leg - Park Hill Ave - In			South Leg - S Broadway - In			North Leg - S Broadway - In		
	EB Left	EB Thru	EB Right	WB Left	WB Thru	WB Right	NB Left	NB Thru	NB Right	SB Left	SB Thru	SB Right
00: All Day (12am-12am)	323	1,193	864	2,348	1,185	868	462	5,801	877	514	5,374	390
01: 12am (12am-1am)	7	8	10	37	14	12	9	49	7	7	18	3
02: 1am (1am-2am)	2	5	4	18	5	3	3	21	2	2	14	1
03: 2am (2am-3am)	-	4	2	11	5	3	2	12	3	2	13	1
04: 3am (3am-4am)	1	1	1	12	9	2	2	12	4	2	7	3
05: 4am (4am-5am)	2	5	3	27	5	7	2	10	4	1	8	-
06: 5am (5am-6am)	2	23	18	44	23	4	4	140	11	2	84	2
07: 6am (6am-7am)	9	41	47	109	49	38	15	225	37	19	251	9
08: 7am (7am-8am)	25	158	72	152	67	77	23	789	95	30	530	16
09: 8am (8am-9am)	28	75	64	129	69	72	29	461	43	16	387	18
10: 9am (9am-10am)	20	54	36	115	52	67	15	318	41	24	241	24
11: 10am (10am-11am)	12	40	33	112	46	47	19	240	31	31	260	10
12: 11am (11am-12noon)	15	43	46	113	53	49	17	239	34	24	252	19
13: 12pm (12noon-1pm)	19	46	42	110	50	55	22	227	37	23	236	27
14: 1pm (1pm-2pm)	18	53	42	111	68	49	19	243	36	26	244	17
15: 2pm (2pm-3pm)	23	102	60	167	78	86	28	308	53	49	456	28
16: 3pm (3pm-4pm)	39	74	64	154	113	73	35	339	46	59	505	47
17: 4pm (4pm-5pm)	30	83	61	146	75	45	35	331	62	38	430	28
18: 5pm (5pm-6pm)	21	106	66	140	77	38	43	446	71	40	430	24
19: 6pm (6pm-7pm)	14	76	53	168	78	40	39	461	54	40	356	33
20: 7pm (7pm-8pm)	11	49	39	138	85	33	29	323	51	26	250	34
21: 8pm (8pm-9pm)	10	64	34	108	71	24	23	239	42	18	151	19
22: 9pm (9pm-10pm)	5	30	24	99	45	19	23	179	40	13	115	15
23: 10pm (10pm-11pm)	2	23	17	68	28	14	13	120	45	11	85	6
24: 11pm (11pm-12am)	8	31	22	61	21	11	12	69	28	10	53	5

**Day Type**

1: Weekday (Tu-Th)

**TURNING MOVEMENT COUNTS**

Day Part	West Leg - Palisade Ave - In			WB			South leg - James St - In			North Leg - Locust Hill Ave - In		
	EB Left	EB Thru	EB Right	WB Left	WB Thru	WB Right	NB Left	NB Thru	NB Right	SB Left	SB Thru	SB Right
00: All Day (12am-12am)	748	5,381	1,019	-	-	-	-	547	359	542	604	-
01: 12am (12am-1am)	13	23	4	-	-	-	-	6	1	3	5	-
02: 1am (1am-2am)	4	8	1	-	-	-	-	3	-	2	3	-
03: 2am (2am-3am)	2	6	1	-	-	-	-	2	-	1	2	-
04: 3am (3am-4am)	2	7	4	-	-	-	-	2	-	1	3	-
05: 4am (4am-5am)	2	8	1	-	-	-	-	1	-	2	4	-
06: 5am (5am-6am)	5	100	2	-	-	-	-	2	4	11	2	-
07: 6am (6am-7am)	13	319	20	-	-	-	-	8	8	52	19	-
08: 7am (7am-8am)	41	818	56	-	-	-	-	38	22	58	47	-
09: 8am (8am-9am)	47	351	43	-	-	-	-	33	18	50	76	-
10: 9am (9am-10am)	46	280	46	-	-	-	-	19	15	26	29	-
11: 10am (10am-11am)	34	228	56	-	-	-	-	17	20	19	25	-
12: 11am (11am-12noon)	34	247	71	-	-	-	-	19	24	21	27	-
13: 12pm (12noon-1pm)	36	259	77	-	-	-	-	25	26	24	29	-
14: 1pm (1pm-2pm)	33	271	72	-	-	-	-	22	27	24	38	-
15: 2pm (2pm-3pm)	50	310	77	-	-	-	-	44	33	30	33	-
16: 3pm (3pm-4pm)	69	394	104	-	-	-	-	61	29	36	81	-
17: 4pm (4pm-5pm)	52	352	92	-	-	-	-	40	26	35	42	-
18: 5pm (5pm-6pm)	51	396	95	-	-	-	-	38	30	31	39	-
19: 6pm (6pm-7pm)	58	346	85	-	-	-	-	55	30	27	27	-
20: 7pm (7pm-8pm)	51	240	46	-	-	-	-	37	21	28	27	-
21: 8pm (8pm-9pm)	31	166	19	-	-	-	-	28	9	13	13	-
22: 9pm (9pm-10pm)	31	127	20	-	-	-	-	20	8	14	12	-
23: 10pm (10pm-11pm)	29	73	18	-	-	-	-	18	5	22	13	-
24: 11pm (11pm-12am)	16	54	11	-	-	-	-	10	3	11	8	-

**Day Type**

1: Weekday (Tu-Th)

**TURNING MOVEMENT COUNTS**

Day Part	West Leg - Nepperhan St - In			East Leg - Nepperhan Ave - In			South Leg - New Main St - In			North Leg - New Main St - In		
	EB Left	EB Thru	EB Right	WB Left	WB Thru	WB Right	NB Left	NB Thru	NB Right	SB Left	SB Thru	SB Right
00: All Day (12am-12am)	154	8,423	209	4,155	12,098	4,414	325	1,254	3,938	1	-	1
01: 12am (12am-1am)	2	62	5	64	90	21	2	10	48	-	-	-
02: 1am (1am-2am)	-	27	1	39	55	10	2	3	21	-	-	-
03: 2am (2am-3am)	-	20	1	18	36	6	1	4	25	-	-	-
04: 3am (3am-4am)	-	19	1	24	25	15	2	3	18	-	-	-
05: 4am (4am-5am)	-	32	1	33	46	8	2	4	21	-	-	-
06: 5am (5am-6am)	-	156	2	40	128	51	3	24	66	-	-	-
07: 6am (6am-7am)	1	343	7	153	394	227	17	74	195	-	-	-
08: 7am (7am-8am)	5	675	8	202	857	396	14	110	347	-	-	-
09: 8am (8am-9am)	7	549	9	207	971	347	14	69	247	-	-	-
10: 9am (9am-10am)	9	413	12	198	798	315	19	77	176	-	-	-
11: 10am (10am-11am)	12	441	11	192	555	213	18	79	165	-	-	-
12: 11am (11am-12noon)	14	448	12	205	543	211	15	54	191	-	-	-
13: 12pm (12noon-1pm)	9	499	14	203	632	228	18	67	182	-	-	-
14: 1pm (1pm-2pm)	12	524	9	212	649	242	16	74	194	-	-	-
15: 2pm (2pm-3pm)	13	656	14	282	917	389	24	57	233	-	-	-
16: 3pm (3pm-4pm)	14	572	18	328	996	380	31	97	254	-	-	-
17: 4pm (4pm-5pm)	16	668	15	275	817	314	27	79	242	-	-	-
18: 5pm (5pm-6pm)	11	638	16	315	913	306	24	96	278	-	-	-
19: 6pm (6pm-7pm)	11	520	11	304	782	249	20	90	255	-	-	-
20: 7pm (7pm-8pm)	7	371	13	269	633	157	12	66	215	-	-	-
21: 8pm (8pm-9pm)	6	299	11	189	475	116	13	45	191	-	-	-
22: 9pm (9pm-10pm)	3	236	8	174	369	107	15	34	160	-	-	-
23: 10pm (10pm-11pm)	1	153	6	125	246	67	9	25	123	-	-	-
24: 11pm (11pm-12am)	1	100	7	103	174	38	7	15	88	-	-	-

**Day Type**

1: Weekday (Tu-Th)

**TURNING MOVEMENT COUNTS**

Day Part	West Leg - Palisade Ave - In						South Leg - New School St - In			North Leg - Palisade Ave - In		
	EB Left	EB Thru	EB Right	WB Left	WB Thru	WB Right	NB Left	NB Thru	NB Right	SB Left	SB Thru	SB Right
00: All Day (12am-12am)	2,080	4,140	362	-	-	-	-	2,101	745	1,461	3,414	-
01: 12am (12am-1am)	11	14	4	-	-	-	-	19	4	10	17	-
02: 1am (1am-2am)	2	6	1	-	-	-	-	4	2	4	8	-
03: 2am (2am-3am)	1	5	1	-	-	-	-	4	2	4	4	-
04: 3am (3am-4am)	1	8	1	-	-	-	-	2	1	4	12	-
05: 4am (4am-5am)	3	8	1	-	-	-	-	7	2	7	19	-
06: 5am (5am-6am)	30	74	4	-	-	-	-	14	6	25	68	-
07: 6am (6am-7am)	89	282	10	-	-	-	-	63	39	79	136	-
08: 7am (7am-8am)	428	501	19	-	-	-	-	362	74	201	240	-
09: 8am (8am-9am)	184	226	25	-	-	-	-	143	39	116	234	-
10: 9am (9am-10am)	118	191	17	-	-	-	-	113	45	69	173	-
11: 10am (10am-11am)	93	174	21	-	-	-	-	81	40	55	143	-
12: 11am (11am-12noon)	62	224	23	-	-	-	-	73	37	65	151	-
13: 12pm (12noon-1pm)	74	220	29	-	-	-	-	99	44	62	179	-
14: 1pm (1pm-2pm)	90	224	28	-	-	-	-	116	54	68	197	-
15: 2pm (2pm-3pm)	103	265	21	-	-	-	-	126	44	179	447	-
16: 3pm (3pm-4pm)	128	328	22	-	-	-	-	138	54	104	308	-
17: 4pm (4pm-5pm)	116	288	29	-	-	-	-	141	47	102	228	-
18: 5pm (5pm-6pm)	131	324	27	-	-	-	-	140	54	88	304	-
19: 6pm (6pm-7pm)	156	252	26	-	-	-	-	116	55	59	168	-
20: 7pm (7pm-8pm)	98	199	21	-	-	-	-	107	48	54	131	-
21: 8pm (8pm-9pm)	73	109	11	-	-	-	-	74	16	36	92	-
22: 9pm (9pm-10pm)	48	88	13	-	-	-	-	74	16	29	66	-
23: 10pm (10pm-11pm)	22	75	7	-	-	-	-	53	13	27	54	-
24: 11pm (11pm-12am)	15	54	2	-	-	-	-	34	7	14	33	-



Day Type

1: Weekday (Tu-Th)

TURNING MOVEMENT COUNTS

Day Part	West Leg - Nepperhan St - In				East Leg - Nepperhan Ave - In				North Leg - New School St - In											
	EB Left	EB Thru	EB Right	EB Right 2	WB Left	WB Thru	WB Right	WB Left 1	NB Left	NB Thru	NB Right	NB Right 1	SB Left	SB Thru	SB Right	SB Left 2	NB Right	NB Left	NB Thru	SWB Left 2
00: All Day (12am-12am)	946	11,647	100	751	703	19,082	2,151	625	-	-	-	-	365	230	2,279	679	-	-	-	-
01: 12am (12am-1am)	8	109	-	7	10	163	17	4	-	-	-	-	2	2	14	3	-	-	-	-
02: 1am (1am-2am)	5	48	1	1	5	96	6	4	-	-	-	-	2	2	8	2	-	-	-	-
03: 2am (2am-3am)	2	39	1	2	4	57	5	1	-	-	-	-	-	1	5	1	-	-	-	-
04: 3am (3am-4am)	-	37	1	1	4	49	4	2	-	-	-	-	1	-	12	-	-	-	-	-
05: 4am (4am-5am)	2	51	-	2	2	69	7	1	-	-	-	-	2	-	16	1	-	-	-	-
06: 5am (5am-6am)	9	218	1	3	10	185	23	10	-	-	-	-	2	-	48	2	-	-	-	-
07: 6am (6am-7am)	37	485	7	17	22	726	86	20	-	-	-	-	14	4	96	8	-	-	-	-
08: 7am (7am-8am)	126	912	8	34	29	1,404	272	25	-	-	-	-	20	4	141	59	-	-	-	-
09: 8am (8am-9am)	58	746	3	50	29	1,428	161	48	-	-	-	-	23	9	170	51	-	-	-	-
10: 9am (9am-10am)	34	566	6	29	34	1,226	158	27	-	-	-	-	17	17	110	32	-	-	-	-
11: 10am (10am-11am)	41	575	8	34	28	879	97	25	-	-	-	-	18	14	98	25	-	-	-	-
12: 11am (11am-12noon)	40	612	6	38	20	865	89	27	-	-	-	-	22	12	109	23	-	-	-	-
13: 12pm (12noon-1pm)	47	656	7	39	42	976	113	27	-	-	-	-	29	14	124	25	-	-	-	-
14: 1pm (1pm-2pm)	50	701	6	37	34	1,003	134	33	-	-	-	-	26	12	138	37	-	-	-	-
15: 2pm (2pm-3pm)	57	837	7	55	54	1,444	147	54	-	-	-	-	23	22	264	61	-	-	-	-
16: 3pm (3pm-4pm)	58	785	8	57	54	1,493	148	57	-	-	-	-	33	19	210	43	-	-	-	-
17: 4pm (4pm-5pm)	60	882	6	61	60	1,284	149	49	-	-	-	-	32	26	148	60	-	-	-	-
18: 5pm (5pm-6pm)	77	858	8	81	61	1,419	121	42	-	-	-	-	25	18	176	104	-	-	-	-
19: 6pm (6pm-7pm)	56	720	7	60	54	1,253	124	47	-	-	-	-	20	12	127	46	-	-	-	-
20: 7pm (7pm-8pm)	60	535	4	43	45	986	96	40	-	-	-	-	18	10	93	34	-	-	-	-
21: 8pm (8pm-9pm)	39	467	4	34	42	746	66	29	-	-	-	-	14	11	63	20	-	-	-	-
22: 9pm (9pm-10pm)	38	372	1	25	24	621	58	24	-	-	-	-	11	7	46	16	-	-	-	-
23: 10pm (10pm-11pm)	23	260	1	28	24	421	44	22	-	-	-	-	7	7	38	17	-	-	-	-
24: 11pm (11pm-12am)	18	174	-	11	13	289	25	7	-	-	-	-	5	7	24	6	-	-	-	-

**Day Type**

1: Weekday (Tu-Th)

**TURNING MOVEMENT COUNTS**

Day Part	West Leg - Nepperhan St - In			East Leg - Nepperhan Ave - In			South Leg - Waverly St - In			SB Left	SB Thru	SB Right
	EB Left	EB Thru	EB Right	WB Left	WB Thru	WB Right	NB Left	NB Thru	NB Right			
00: All Day (12am-12am)	-	12,266	-	7	21,513	-	712	-	1,895	-	-	-
01: 12am (12am-1am)	-	114	-	-	184	-	6	-	12	-	-	-
02: 1am (1am-2am)	-	50	-	-	106	-	4	-	10	-	-	-
03: 2am (2am-3am)	-	41	-	-	68	-	1	-	10	-	-	-
04: 3am (3am-4am)	-	39	-	-	56	-	1	-	7	-	-	-
05: 4am (4am-5am)	-	51	-	-	71	-	5	-	8	-	-	-
06: 5am (5am-6am)	-	220	-	-	212	-	15	-	28	-	-	-
07: 6am (6am-7am)	-	509	-	-	832	-	32	-	150	-	-	-
08: 7am (7am-8am)	-	943	-	-	1,664	-	46	-	152	-	-	-
09: 8am (8am-9am)	-	777	-	-	1,599	-	63	-	125	-	-	-
10: 9am (9am-10am)	-	589	-	-	1,379	-	37	-	105	-	-	-
11: 10am (10am-11am)	-	602	-	1	966	-	36	-	91	-	-	-
12: 11am (11am-12noon)	-	650	-	-	960	-	32	-	93	-	-	-
13: 12pm (12noon-1pm)	-	698	-	-	1,111	-	41	-	81	-	-	-
14: 1pm (1pm-2pm)	-	748	-	-	1,141	-	39	-	111	-	-	-
15: 2pm (2pm-3pm)	-	887	-	-	1,640	-	48	-	93	-	-	-
16: 3pm (3pm-4pm)	-	840	-	-	1,648	-	67	-	164	-	-	-
17: 4pm (4pm-5pm)	-	944	-	1	1,468	-	36	-	112	-	-	-
18: 5pm (5pm-6pm)	-	903	-	1	1,563	-	47	-	129	-	-	-
19: 6pm (6pm-7pm)	-	761	-	1	1,411	-	44	-	128	-	-	-
20: 7pm (7pm-8pm)	-	567	-	-	1,096	-	44	-	88	-	-	-
21: 8pm (8pm-9pm)	-	484	-	-	844	-	25	-	68	-	-	-
22: 9pm (9pm-10pm)	-	391	-	-	693	-	18	-	56	-	-	-
23: 10pm (10pm-11pm)	-	275	-	-	479	-	16	-	44	-	-	-
24: 11pm (11pm-12am)	-	182	-	-	322	-	8	-	27	-	-	-

**Day Type**

1: Weekday (Tu-Th)

**TURNING MOVEMENT COUNTS**

Day Part	West Leg - Nepperhan St - In			East Leg - Nepperhan Ave - In			North Leg - Copcutt Ln - In					
	EB Left	EB Thru	EB Right	WB Left	WB Thru	WB Right	NB Left	NB Thru	NB Right	SB Left	SB Thru	SB Right
00: All Day (12am-12am)	-	5,679	-	-	5,316	-	-	-	-	630	-	430
01: 12am (12am-1am)	-	48	-	-	41	-	-	-	-	4	-	2
02: 1am (1am-2am)	-	16	-	-	20	-	-	-	-	2	-	2
03: 2am (2am-3am)	-	21	-	-	16	-	-	-	-	1	-	2
04: 3am (3am-4am)	-	11	-	-	12	-	-	-	-	1	-	2
05: 4am (4am-5am)	-	16	-	-	13	-	-	-	-	3	-	3
06: 5am (5am-6am)	-	112	-	-	56	-	-	-	-	9	-	2
07: 6am (6am-7am)	-	322	-	-	247	-	-	-	-	37	-	14
08: 7am (7am-8am)	-	618	-	-	401	-	-	-	-	53	-	29
09: 8am (8am-9am)	-	412	-	-	446	-	-	-	-	47	-	34
10: 9am (9am-10am)	-	253	-	-	281	-	-	-	-	28	-	25
11: 10am (10am-11am)	-	215	-	-	206	-	-	-	-	30	-	20
12: 11am (11am-12noon)	-	271	-	-	241	-	-	-	-	26	-	18
13: 12pm (12noon-1pm)	-	267	-	-	265	-	-	-	-	32	-	27
14: 1pm (1pm-2pm)	-	331	-	-	274	-	-	-	-	49	-	31
15: 2pm (2pm-3pm)	-	355	-	-	402	-	-	-	-	42	-	32
16: 3pm (3pm-4pm)	-	419	-	-	423	-	-	-	-	68	-	40
17: 4pm (4pm-5pm)	-	408	-	-	387	-	-	-	-	41	-	37
18: 5pm (5pm-6pm)	-	408	-	-	451	-	-	-	-	43	-	36
19: 6pm (6pm-7pm)	-	328	-	-	361	-	-	-	-	35	-	28
20: 7pm (7pm-8pm)	-	261	-	-	257	-	-	-	-	27	-	13
21: 8pm (8pm-9pm)	-	207	-	-	188	-	-	-	-	22	-	13
22: 9pm (9pm-10pm)	-	175	-	-	151	-	-	-	-	15	-	10
23: 10pm (10pm-11pm)	-	132	-	-	109	-	-	-	-	8	-	6
24: 11pm (11pm-12am)	-	75	-	-	67	-	-	-	-	8	-	3

**Day Type**

1: Weekday (Tu-Th)

**TURNING MOVEMENT COUNTS**

Day Part	West Leg - Elm St - In			East Leg - Elm St - In			South Leg - Nepperhan Ave - In			North Leg - Nepperhan Ave - In		
	EB Left	EB Thru	EB Right	WB Left	WB Thru	WB Right	NB Left	NB Thru	NB Right	SB Left	SB Thru	SB Right
00: All Day (12am-12am)	3,896	1,747	395	2,637	-	932	-	13,313	801	1,464	18,546	-
01: 12am (12am-1am)	14	8	2	14	-	5	-	109	11	15	164	-
02: 1am (1am-2am)	8	3	1	7	-	1	-	52	5	7	97	-
03: 2am (2am-3am)	8	4	1	1	-	1	-	47	3	6	64	-
04: 3am (3am-4am)	6	1	2	5	-	3	-	43	2	6	50	-
05: 4am (4am-5am)	8	4	3	8	-	10	-	55	3	7	62	-
06: 5am (5am-6am)	71	14	6	40	-	36	-	230	11	33	154	-
07: 6am (6am-7am)	249	96	16	90	-	61	-	631	20	100	701	-
08: 7am (7am-8am)	470	283	17	328	-	125	-	990	102	124	1,320	-
09: 8am (8am-9am)	242	106	17	220	-	105	-	854	39	79	1,364	-
10: 9am (9am-10am)	174	69	30	161	-	49	-	658	32	38	1,196	-
11: 10am (10am-11am)	166	55	20	105	-	30	-	658	30	40	839	-
12: 11am (11am-12noon)	217	58	23	105	-	34	-	724	30	35	859	-
13: 12pm (12noon-1pm)	229	69	19	110	-	35	-	746	35	51	986	-
14: 1pm (1pm-2pm)	242	68	28	134	-	50	-	815	38	66	994	-
15: 2pm (2pm-3pm)	241	172	46	257	-	48	-	931	48	128	1,364	-
16: 3pm (3pm-4pm)	291	168	26	273	-	61	-	952	55	122	1,357	-
17: 4pm (4pm-5pm)	269	117	28	194	-	56	-	1,000	48	115	1,252	-
18: 5pm (5pm-6pm)	294	137	24	168	-	53	-	966	66	116	1,371	-
19: 6pm (6pm-7pm)	224	102	19	136	-	42	-	825	58	102	1,272	-
20: 7pm (7pm-8pm)	183	86	16	95	-	34	-	605	46	82	980	-
21: 8pm (8pm-9pm)	88	45	15	76	-	37	-	512	48	72	755	-
22: 9pm (9pm-10pm)	73	43	14	56	-	24	-	413	38	56	616	-
23: 10pm (10pm-11pm)	80	24	11	37	-	18	-	294	23	38	432	-
24: 11pm (11pm-12am)	49	13	7	17	-	13	-	202	9	25	295	-

**Day Type**

1: Weekday (Tu-Th)

**TURNING MOVEMENT COUNTS**

Day Part	West Leg - Yonkers Ave - In			East Leg - Yonkers Ave - In			South Leg - Walnut St - In			North Leg - Walnut St - In		
	EB Left	EB Thru	EB Right	WB Left	WB Thru	WB Right	NB Left	NB Thru	NB Right	SB Left	SB Thru	SB Right
00: All Day (12am-12am)	764	14,285	266	1,588	14,041	465	307	1,609	1,626	457	1,717	856
01: 12am (12am-1am)	5	89	3	14	126	3	2	10	9	4	11	7
02: 1am (1am-2am)	4	52	2	10	83	3	1	4	6	4	10	3
03: 2am (2am-3am)	3	46	1	6	47	-	1	2	5	1	4	4
04: 3am (3am-4am)	1	52	1	2	35	-	2	3	5	1	2	2
05: 4am (4am-5am)	8	55	1	6	57	2	2	3	14	1	2	2
06: 5am (5am-6am)	5	276	2	13	118	5	2	19	57	6	6	6
07: 6am (6am-7am)	38	678	10	28	567	9	9	90	79	13	42	22
08: 7am (7am-8am)	86	1,213	10	78	1,008	58	18	293	217	47	251	61
09: 8am (8am-9am)	61	923	16	68	954	46	18	135	177	23	101	50
10: 9am (9am-10am)	41	749	12	52	873	20	20	79	103	22	70	47
11: 10am (10am-11am)	38	720	8	38	626	21	14	54	65	15	43	30
12: 11am (11am-12noon)	38	779	10	45	617	18	22	53	65	21	54	34
13: 12pm (12noon-1pm)	33	830	18	68	705	20	9	61	52	24	64	52
14: 1pm (1pm-2pm)	34	864	10	75	750	37	15	74	63	25	60	40
15: 2pm (2pm-3pm)	48	965	22	151	1,084	47	25	186	92	51	163	71
16: 3pm (3pm-4pm)	51	1,066	22	176	996	29	26	122	112	57	200	59
17: 4pm (4pm-5pm)	45	1,090	18	120	942	22	23	81	86	30	153	84
18: 5pm (5pm-6pm)	68	997	12	120	998	30	15	91	104	27	129	87
19: 6pm (6pm-7pm)	57	836	24	143	967	19	26	83	85	28	104	68
20: 7pm (7pm-8pm)	23	642	14	123	768	16	22	54	82	19	78	45
21: 8pm (8pm-9pm)	23	488	13	94	608	17	13	44	51	15	75	38
22: 9pm (9pm-10pm)	19	389	13	70	501	19	12	32	43	9	42	21
23: 10pm (10pm-11pm)	19	285	13	54	363	14	5	22	31	8	33	13
24: 11pm (11pm-12am)	15	204	11	34	247	9	3	16	21	7	19	11

**Day Type**

1: Weekday (Tu-Th)

**TURNING MOVEMENT COUNTS**

Day Part	West Leg - Yonkers Ave - In			East Leg - Yonkers Ave - In			South Leg - Prescott St - In			SB Left	SB Thru	SB Right
	EB Left	EB Thru	EB Right	WB Left	WB Thru	WB Right	NB Left	NB Thru	NB Right			
00: All Day (12am-12am)	107	15,845	178	1,291	15,736	359	171	171	1,353	-	-	-
01: 12am (12am-1am)	2	98	1	8	147	4	1	-	2	-	-	-
02: 1am (1am-2am)	-	56	1	8	95	1	-	1	3	-	-	-
03: 2am (2am-3am)	-	50	-	4	51	2	-	-	2	-	-	-
04: 3am (3am-4am)	-	55	-	2	38	1	1	-	3	-	-	-
05: 4am (4am-5am)	-	66	-	2	61	2	-	-	2	-	-	-
06: 5am (5am-6am)	-	345	-	3	135	1	1	-	23	-	-	-
07: 6am (6am-7am)	2	753	1	10	598	9	4	3	61	-	-	-
08: 7am (7am-8am)	7	1,472	5	88	1,120	16	17	55	251	-	-	-
09: 8am (8am-9am)	6	1,125	4	51	1,033	19	25	9	158	-	-	-
10: 9am (9am-10am)	6	852	4	37	898	14	10	6	47	-	-	-
11: 10am (10am-11am)	9	775	8	32	663	9	7	4	50	-	-	-
12: 11am (11am-12noon)	3	836	5	42	660	15	7	2	35	-	-	-
13: 12pm (12noon-1pm)	4	889	7	45	779	16	5	4	47	-	-	-
14: 1pm (1pm-2pm)	5	905	10	56	838	19	8	9	53	-	-	-
15: 2pm (2pm-3pm)	9	1,031	26	123	1,263	25	20	19	139	-	-	-
16: 3pm (3pm-4pm)	10	1,194	29	157	1,174	35	13	14	115	-	-	-
17: 4pm (4pm-5pm)	6	1,156	16	95	1,058	34	9	6	64	-	-	-
18: 5pm (5pm-6pm)	8	1,073	11	115	1,119	29	11	10	73	-	-	-
19: 6pm (6pm-7pm)	7	920	14	140	1,100	23	13	9	53	-	-	-
20: 7pm (7pm-8pm)	3	710	9	101	907	21	8	7	54	-	-	-
21: 8pm (8pm-9pm)	5	530	8	73	709	22	5	4	47	-	-	-
22: 9pm (9pm-10pm)	6	415	9	54	586	20	2	3	29	-	-	-
23: 10pm (10pm-11pm)	5	309	3	28	416	14	2	1	31	-	-	-
24: 11pm (11pm-12am)	2	229	6	20	289	10	2	1	9	-	-	-

**Day Type**

1: Weekday (Tu-Th)

**TURNING MOVEMENT COUNTS**

Day Part	West Leg - Yonkers Ave - In			East Leg - Yonkers Ave - In			South Leg - Driveway - In			North Leg - Ashburton Ave - In		
	EB Left	EB Thru	EB Right	WB Left	WB Thru	WB Right	NB Left	NB Thru	NB Right	SB Left	SB Thru	SB Right
00: All Day (12am-12am)	122	16,736	330	108	17,597	7,730	139	20	46	7,763	16	330
01: 12am (12am-1am)	1	95	2	1	162	95	1	1	-	60	-	4
02: 1am (1am-2am)	1	57	2	-	107	50	-	-	-	38	-	3
03: 2am (2am-3am)	2	48	1	-	58	30	-	-	-	27	-	1
04: 3am (3am-4am)	-	57	1	-	43	34	1	-	1	43	-	1
05: 4am (4am-5am)	-	69	1	-	70	44	1	-	2	43	-	-
06: 5am (5am-6am)	3	363	4	-	147	81	1	-	-	173	1	2
07: 6am (6am-7am)	4	804	9	4	629	303	4	1	2	398	-	8
08: 7am (7am-8am)	7	1,719	21	4	1,211	500	14	2	6	726	-	20
09: 8am (8am-9am)	10	1,268	18	6	1,100	500	9	1	9	556	2	13
10: 9am (9am-10am)	11	884	14	3	949	340	10	-	1	402	2	17
11: 10am (10am-11am)	7	797	16	3	716	284	8	-	1	330	1	19
12: 11am (11am-12noon)	5	853	14	3	724	310	4	-	3	347	-	17
13: 12pm (12noon-1pm)	7	900	17	5	842	321	6	1	2	368	-	17
14: 1pm (1pm-2pm)	8	929	17	4	932	398	8	-	2	400	2	20
15: 2pm (2pm-3pm)	6	1,126	30	9	1,443	611	10	1	3	507	-	25
16: 3pm (3pm-4pm)	12	1,258	29	8	1,361	527	10	-	4	527	1	41
17: 4pm (4pm-5pm)	6	1,173	30	10	1,206	514	11	2	2	516	1	19
18: 5pm (5pm-6pm)	8	1,117	21	8	1,263	563	12	2	2	655	1	23
19: 6pm (6pm-7pm)	7	941	22	12	1,289	538	9	1	-	526	1	25
20: 7pm (7pm-8pm)	6	749	15	8	1,045	456	9	1	2	363	1	22
21: 8pm (8pm-9pm)	5	552	19	9	825	387	5	2	-	277	1	13
22: 9pm (9pm-10pm)	4	424	11	5	678	328	4	1	-	232	1	10
23: 10pm (10pm-11pm)	2	327	9	3	463	297	2	3	3	145	-	5
24: 11pm (11pm-12am)	1	227	6	2	334	220	1	-	-	103	-	5

**Day Type**

1: Weekday (Tu-Th)

**TURNING MOVEMENT COUNTS**

Day Part	West Leg - Yonkers Ave - In			East Leg - Yonkers Ave - In			NB Left	NB Thru	NB Right	North Leg - Saw Mill SB Ramps - In		
	EB Left	EB Thru	EB Right	WB Left	WB Thru	WB Right				SB Left	SB Thru	SB Right
00: All Day (12am-12am)	3,967	18,807	-	-	11,905	2,379	-	-	-	1,017	-	6,003
01: 12am (12am-1am)	17	115	-	-	79	17	-	-	-	15	-	104
02: 1am (1am-2am)	14	66	-	-	57	6	-	-	-	9	-	56
03: 2am (2am-3am)	7	54	-	-	35	3	-	-	-	5	-	33
04: 3am (3am-4am)	15	62	-	-	25	13	-	-	-	3	-	32
05: 4am (4am-5am)	18	84	-	-	37	13	-	-	-	10	-	33
06: 5am (5am-6am)	80	305	-	-	82	23	-	-	-	11	-	81
07: 6am (6am-7am)	222	785	-	-	415	119	-	-	-	34	-	259
08: 7am (7am-8am)	354	1,931	-	-	1,068	209	-	-	-	73	-	283
09: 8am (8am-9am)	312	1,436	-	-	838	162	-	-	-	51	-	269
10: 9am (9am-10am)	221	999	-	-	534	92	-	-	-	40	-	282
11: 10am (10am-11am)	199	853	-	-	428	97	-	-	-	42	-	298
12: 11am (11am-12noon)	210	894	-	-	440	96	-	-	-	51	-	323
13: 12pm (12noon-1pm)	219	977	-	-	462	101	-	-	-	52	-	365
14: 1pm (1pm-2pm)	248	973	-	-	555	124	-	-	-	66	-	400
15: 2pm (2pm-3pm)	280	1,276	-	-	1,221	202	-	-	-	68	-	375
16: 3pm (3pm-4pm)	301	1,417	-	-	961	190	-	-	-	100	-	350
17: 4pm (4pm-5pm)	249	1,374	-	-	889	152	-	-	-	65	-	282
18: 5pm (5pm-6pm)	259	1,450	-	-	968	186	-	-	-	62	-	292
19: 6pm (6pm-7pm)	216	1,162	-	-	914	187	-	-	-	64	-	338
20: 7pm (7pm-8pm)	163	865	-	-	615	134	-	-	-	58	-	378
21: 8pm (8pm-9pm)	131	631	-	-	464	90	-	-	-	40	-	364
22: 9pm (9pm-10pm)	103	495	-	-	380	89	-	-	-	41	-	321
23: 10pm (10pm-11pm)	88	333	-	-	266	51	-	-	-	34	-	279
24: 11pm (11pm-12am)	42	270	-	-	170	23	-	-	-	20	-	206



Day Type

1: Weekday (Tu-Th)

TURNING MOVEMENT COUNTS

Day Part	West Leg - Yonkers Ave - In				East Leg - Yonkers Ave - In				North Leg - Wasylenko Ln - In				Northwest Leg - Fox Terr - In							
	EB Left	EB Thru	EB Right	EB Left 2	WB Left	WB Thru	WB Right	WB Right 2	NB Left	NB Thru	NB Right	NB Left 2	SB Left	SB Thru	SB Right	SB Right 1	SEB Left 2	SEB Right 1	SEB Left 1	SEB Right 2
00: All Day (12am-12am)	83	19,553	-	40	-	14,540	94	81	-	-	-	-	76	-	69	1	-	15	11	-
01: 12am (12am-1am)	1	126	-	1	-	96	1	1	-	-	-	-	-	-	1	-	-	-	-	-
02: 1am (1am-2am)	2	71	-	1	-	63	1	-	-	-	-	-	1	-	1	-	-	-	-	-
03: 2am (2am-3am)	2	54	-	1	-	38	-	-	-	-	-	-	-	-	1	-	-	-	-	-
04: 3am (3am-4am)	1	61	-	-	-	44	-	-	-	-	-	-	-	-	-	-	-	-	-	-
05: 4am (4am-5am)	1	92	-	-	-	53	-	-	-	-	-	-	1	-	-	-	-	-	-	-
06: 5am (5am-6am)	2	308	-	-	-	108	1	2	-	-	-	-	-	-	-	-	-	-	-	-
07: 6am (6am-7am)	3	783	-	2	-	540	5	2	-	-	-	-	3	-	-	-	-	-	1	-
08: 7am (7am-8am)	2	1,988	-	3	-	1,282	13	5	-	-	-	-	1	-	1	-	-	1	-	-
09: 8am (8am-9am)	1	1,489	-	3	-	1,016	5	5	-	-	-	-	1	-	2	-	-	1	1	-
10: 9am (9am-10am)	7	1,029	-	2	-	641	4	9	-	-	-	-	5	-	2	-	-	1	1	-
11: 10am (10am-11am)	5	894	-	1	-	538	9	5	-	-	-	-	4	-	4	-	-	-	1	-
12: 11am (11am-12noon)	6	922	-	1	-	555	4	3	-	-	-	-	4	-	3	-	-	-	-	-
13: 12pm (12noon-1pm)	4	1,008	-	1	-	584	6	4	-	-	-	-	7	-	3	-	-	1	-	-
14: 1pm (1pm-2pm)	6	1,016	-	3	-	687	8	5	-	-	-	-	5	-	6	-	-	-	1	-
15: 2pm (2pm-3pm)	3	1,314	-	2	-	1,442	5	5	-	-	-	-	6	-	3	-	-	1	-	-
16: 3pm (3pm-4pm)	10	1,494	-	4	-	1,177	7	2	-	-	-	-	6	-	6	-	-	1	1	-
17: 4pm (4pm-5pm)	8	1,415	-	3	-	1,053	3	7	-	-	-	-	4	-	6	-	-	1	-	-
18: 5pm (5pm-6pm)	4	1,497	-	2	-	1,180	4	6	-	-	-	-	5	-	6	-	-	1	-	-
19: 6pm (6pm-7pm)	5	1,219	-	2	-	1,109	9	5	-	-	-	-	5	-	8	-	-	1	1	-
20: 7pm (7pm-8pm)	5	920	-	5	-	761	6	8	-	-	-	-	6	-	2	1	-	-	1	-
21: 8pm (8pm-9pm)	2	670	-	2	-	572	2	1	-	-	-	-	3	-	5	-	-	1	-	-
22: 9pm (9pm-10pm)	1	526	-	1	-	477	1	3	-	-	-	-	4	-	5	-	-	3	1	-
23: 10pm (10pm-11pm)	2	361	-	-	-	324	-	2	-	-	-	-	3	-	1	-	-	2	-	-
24: 11pm (11pm-12am)	-	294	-	1	-	200	1	1	-	-	-	-	2	-	2	-	-	-	-	-

**Day Type**

1: Weekday (Tu-Th)

**TURNING MOVEMENT COUNTS**

Day Part	East Leg - Midland Ave - In			South Leg - Yonkers Ave - In			North Leg - Yonkers Ave - In					
	EB Left	EB Thru	EB Right	WB Left	WB Thru	WB Right	NB Left	NB Thru	NB Right	SB Left	SB Thru	SB Right
00: All Day (12am-12am)	-	-	-	1,992	-	4,242	-	8,486	1,615	3,109	18,374	-
01: 12am (12am-1am)	-	-	-	8	-	19	-	65	13	15	128	-
02: 1am (1am-2am)	-	-	-	2	-	8	-	45	4	9	73	-
03: 2am (2am-3am)	-	-	-	3	-	7	-	26	3	6	50	-
04: 3am (3am-4am)	-	-	-	4	-	12	-	20	2	6	60	-
05: 4am (4am-5am)	-	-	-	3	-	14	-	32	2	5	87	-
06: 5am (5am-6am)	-	-	-	24	-	18	-	76	5	19	280	-
07: 6am (6am-7am)	-	-	-	74	-	143	-	328	23	112	688	-
08: 7am (7am-8am)	-	-	-	202	-	413	-	802	108	301	1,786	-
09: 8am (8am-9am)	-	-	-	177	-	358	-	509	173	316	1,269	-
10: 9am (9am-10am)	-	-	-	96	-	181	-	358	75	136	956	-
11: 10am (10am-11am)	-	-	-	74	-	140	-	315	50	131	855	-
12: 11am (11am-12noon)	-	-	-	77	-	147	-	331	73	134	868	-
13: 12pm (12noon-1pm)	-	-	-	92	-	161	-	357	70	182	918	-
14: 1pm (1pm-2pm)	-	-	-	121	-	190	-	410	75	156	970	-
15: 2pm (2pm-3pm)	-	-	-	133	-	335	-	972	151	261	1,184	-
16: 3pm (3pm-4pm)	-	-	-	214	-	382	-	657	117	271	1,455	-
17: 4pm (4pm-5pm)	-	-	-	136	-	337	-	585	100	221	1,363	-
18: 5pm (5pm-6pm)	-	-	-	158	-	359	-	707	143	253	1,405	-
19: 6pm (6pm-7pm)	-	-	-	155	-	356	-	638	121	173	1,226	-
20: 7pm (7pm-8pm)	-	-	-	102	-	212	-	439	107	142	931	-
21: 8pm (8pm-9pm)	-	-	-	52	-	167	-	302	79	95	660	-
22: 9pm (9pm-10pm)	-	-	-	40	-	141	-	240	57	78	521	-
23: 10pm (10pm-11pm)	-	-	-	32	-	84	-	168	42	45	354	-
24: 11pm (11pm-12am)	-	-	-	11	-	57	-	101	22	44	287	-

**Day Type**

1: Weekday (Tu-Th)

**TURNING MOVEMENT COUNTS**

Day Part	West Leg - Yonkers Ave - In			East Leg - Yonkers Ave - In			North Leg - Saw Mill SB Off-Ramp - In					
	EB Left	EB Thru	EB Right	WB Left	WB Thru	WB Right	NB Left	NB Thru	NB Right	SB Left	SB Thru	SB Right
00: All Day (12am-12am)	-	20,322	4,508	828	22,213	-	-	-	-	1,685	121	3,356
01: 12am (12am-1am)	-	116	43	13	248	-	-	-	-	10	-	18
02: 1am (1am-2am)	-	67	26	8	146	-	-	-	-	9	-	14
03: 2am (2am-3am)	-	50	28	5	83	-	-	-	-	4	1	8
04: 3am (3am-4am)	-	70	33	4	74	-	-	-	-	3	1	5
05: 4am (4am-5am)	-	89	27	6	87	-	-	-	-	9	1	27
06: 5am (5am-6am)	-	353	181	8	205	-	-	-	-	23	2	28
07: 6am (6am-7am)	-	909	286	23	808	-	-	-	-	63	7	135
08: 7am (7am-8am)	-	2,114	372	60	1,535	-	-	-	-	116	9	182
09: 8am (8am-9am)	-	1,580	284	36	1,403	-	-	-	-	118	7	207
10: 9am (9am-10am)	-	1,087	218	30	1,041	-	-	-	-	81	3	246
11: 10am (10am-11am)	-	951	200	33	869	-	-	-	-	68	5	145
12: 11am (11am-12noon)	-	996	215	29	906	-	-	-	-	73	3	145
13: 12pm (12noon-1pm)	-	1,066	216	37	1,017	-	-	-	-	84	6	158
14: 1pm (1pm-2pm)	-	1,096	243	42	1,176	-	-	-	-	83	9	170
15: 2pm (2pm-3pm)	-	1,383	268	53	1,848	-	-	-	-	113	9	228
16: 3pm (3pm-4pm)	-	1,502	312	61	1,625	-	-	-	-	148	13	290
17: 4pm (4pm-5pm)	-	1,419	296	62	1,473	-	-	-	-	144	9	250
18: 5pm (5pm-6pm)	-	1,515	281	70	1,594	-	-	-	-	153	11	254
19: 6pm (6pm-7pm)	-	1,216	264	63	1,587	-	-	-	-	118	7	240
20: 7pm (7pm-8pm)	-	889	237	56	1,302	-	-	-	-	100	4	202
21: 8pm (8pm-9pm)	-	682	166	44	1,073	-	-	-	-	60	3	156
22: 9pm (9pm-10pm)	-	528	137	46	907	-	-	-	-	43	4	112
23: 10pm (10pm-11pm)	-	372	114	27	706	-	-	-	-	35	5	78
24: 11pm (11pm-12am)	-	271	63	14	501	-	-	-	-	29	1	58

Day Type

1: Weekday (Tu-Th)

TURNING MOVEMENT COUNTS

Day Part	To CC				To CC				To CC				To CC							
	West Leg - Midland Ave - In				East Leg - Midland Ave - In				South Leg - Yonkers Ave - In				North Leg - Yonkers Ave - In							
	EB Left	EB Thru	EB Right	EB Left 2	WB Left	WB Thru	WB Right	WB Right 2	NB Left	NB Thru	NB Right	NB Left 2	SB Left	SB Thru	SB Right	SB Right 1	SWB Left 1	SWB Right 2	SWB Right 1	SWB Left 2
00: All Day (12am-12am)	2,557	366	990	800	51	137	440	72	176	6,838	83	697	426	7,597	1,810	3,094	-	-	-	-
01: 12am (12am-1am)	15	4	7	1	-	-	4	-	1	60	-	3	3	45	11	25	-	-	-	-
02: 1am (1am-2am)	8	3	2	-	-	-	3	-	-	39	-	1	1	22	6	13	-	-	-	-
03: 2am (2am-3am)	3	1	3	1	-	-	1	-	-	23	-	3	1	15	2	11	-	-	-	-
04: 3am (3am-4am)	2	1	3	-	-	-	-	-	1	19	-	3	2	19	4	10	-	-	-	-
05: 4am (4am-5am)	5	-	3	-	1	1	-	-	-	28	-	2	1	29	2	20	-	-	-	-
06: 5am (5am-6am)	12	2	20	5	-	-	6	3	1	56	-	1	2	104	17	44	-	-	-	-
07: 6am (6am-7am)	61	2	25	20	1	2	35	1	2	244	1	24	7	277	41	117	-	-	-	-
08: 7am (7am-8am)	205	17	76	119	1	20	32	7	6	660	4	64	16	971	164	271	-	-	-	-
09: 8am (8am-9am)	230	15	102	101	4	5	24	5	10	408	9	54	25	537	117	246	-	-	-	-
10: 9am (9am-10am)	106	10	52	22	2	8	26	3	11	286	6	27	16	396	77	168	-	-	-	-
11: 10am (10am-11am)	88	9	43	33	2	9	13	3	9	256	4	34	16	329	52	146	-	-	-	-
12: 11am (11am-12noon)	98	12	46	25	3	7	18	5	9	281	5	28	16	367	58	143	-	-	-	-
13: 12pm (12noon-1pm)	102	17	44	26	4	5	19	2	7	299	3	40	19	385	63	166	-	-	-	-
14: 1pm (1pm-2pm)	116	16	48	31	2	5	24	7	8	338	5	29	21	379	81	186	-	-	-	-
15: 2pm (2pm-3pm)	274	36	82	51	3	7	24	3	12	810	7	76	29	527	105	189	-	-	-	-
16: 3pm (3pm-4pm)	208	32	81	47	6	10	30	3	24	515	3	58	44	651	217	210	-	-	-	-
17: 4pm (4pm-5pm)	172	31	71	46	7	13	30	5	14	470	6	53	29	517	143	226	-	-	-	-
18: 5pm (5pm-6pm)	194	23	56	43	5	13	46	4	25	577	11	52	39	527	179	223	-	-	-	-
19: 6pm (6pm-7pm)	210	28	69	50	2	16	41	5	12	486	7	47	38	458	191	203	-	-	-	-
20: 7pm (7pm-8pm)	157	32	57	65	2	7	26	7	7	342	4	35	31	369	143	155	-	-	-	-
21: 8pm (8pm-9pm)	116	28	45	57	2	4	14	2	8	232	4	28	24	239	65	115	-	-	-	-
22: 9pm (9pm-10pm)	87	23	26	34	1	4	12	4	4	189	2	14	22	187	32	97	-	-	-	-
23: 10pm (10pm-11pm)	62	15	16	17	1	3	9	1	2	131	1	16	17	148	22	62	-	-	-	-
24: 11pm (11pm-12am)	28	9	13	6	1	-	3	-	1	89	-	7	8	100	16	50	-	-	-	-

**Day Type**

1: Weekday (Tu-Th)

**TURNING MOVEMENT COUNTS**

Day Part	West Leg - Ashburton Ave - In			East Leg - Ashburton Ave - In			South Leg - Locust Hill Ave - In			SB Left	SB Thru	SB Right
	EB Left	EB Thru	EB Right	WB Left	WB Thru	WB Right	NB Left	NB Thru	NB Right			
00: All Day (12am-12am)	-	5,641	552	819	5,216	-	329	-	455	-	-	-
01: 12am (12am-1am)	-	42	4	7	50	-	4	-	6	-	-	-
02: 1am (1am-2am)	-	39	2	4	29	-	2	-	4	-	-	-
03: 2am (2am-3am)	-	25	2	1	21	-	-	-	1	-	-	-
04: 3am (3am-4am)	-	19	1	2	37	-	1	-	-	-	-	-
05: 4am (4am-5am)	-	36	1	4	20	-	1	-	1	-	-	-
06: 5am (5am-6am)	-	78	1	5	62	-	4	-	5	-	-	-
07: 6am (6am-7am)	-	245	37	13	199	-	8	-	12	-	-	-
08: 7am (7am-8am)	-	630	28	46	406	-	24	-	51	-	-	-
09: 8am (8am-9am)	-	322	76	102	363	-	27	-	49	-	-	-
10: 9am (9am-10am)	-	232	21	39	303	-	17	-	23	-	-	-
11: 10am (10am-11am)	-	232	21	22	204	-	19	-	18	-	-	-
12: 11am (11am-12noon)	-	257	28	23	209	-	15	-	18	-	-	-
13: 12pm (12noon-1pm)	-	302	26	30	224	-	18	-	22	-	-	-
14: 1pm (1pm-2pm)	-	306	24	36	248	-	20	-	33	-	-	-
15: 2pm (2pm-3pm)	-	390	49	76	420	-	19	-	21	-	-	-
16: 3pm (3pm-4pm)	-	441	76	84	374	-	35	-	55	-	-	-
17: 4pm (4pm-5pm)	-	417	46	54	332	-	21	-	29	-	-	-
18: 5pm (5pm-6pm)	-	466	32	63	434	-	22	-	27	-	-	-
19: 6pm (6pm-7pm)	-	340	27	59	362	-	21	-	25	-	-	-
20: 7pm (7pm-8pm)	-	272	16	47	249	-	23	-	17	-	-	-
21: 8pm (8pm-9pm)	-	204	12	29	239	-	10	-	13	-	-	-
22: 9pm (9pm-10pm)	-	159	12	32	177	-	9	-	9	-	-	-
23: 10pm (10pm-11pm)	-	112	6	30	149	-	4	-	8	-	-	-
24: 11pm (11pm-12am)	-	76	4	12	106	-	6	-	8	-	-	-

**Day Type**

1: Weekday (Tu-Th)

**TURNING MOVEMENT COUNTS**

Day Part	West Leg - Lafayette Pl - In			East Leg - Walsh Rd - In			South Leg - Palisade Avenue - In			North Leg - Palisade Ave - In		
	EB Left	EB Thru	EB Right	WB Left	WB Thru	WB Right	NB Left	NB Thru	NB Right	SB Left	SB Thru	SB Right
00: All Day (12am-12am)	255	132	212	391	-	470	-	3,833	324	335	4,181	-
01: 12am (12am-1am)	1	-	1	1	-	3	-	27	1	4	28	-
02: 1am (1am-2am)	-	1	1	-	-	1	-	5	1	2	10	-
03: 2am (2am-3am)	-	-	1	-	-	1	-	6	-	-	9	-
04: 3am (3am-4am)	-	-	1	-	-	1	-	4	-	-	14	-
05: 4am (4am-5am)	-	-	-	5	-	2	-	5	1	3	21	-
06: 5am (5am-6am)	1	2	1	6	-	5	-	23	3	4	88	-
07: 6am (6am-7am)	6	8	7	14	-	65	-	143	15	8	167	-
08: 7am (7am-8am)	38	12	11	26	-	60	-	815	13	28	383	-
09: 8am (8am-9am)	27	8	18	23	-	37	-	306	22	26	291	-
10: 9am (9am-10am)	9	4	13	19	-	27	-	198	21	17	209	-
11: 10am (10am-11am)	10	5	7	14	-	20	-	151	12	16	163	-
12: 11am (11am-12noon)	5	5	8	18	-	15	-	126	18	10	195	-
13: 12pm (12noon-1pm)	10	4	11	21	-	14	-	146	15	14	209	-
14: 1pm (1pm-2pm)	7	7	11	15	-	38	-	190	21	19	237	-
15: 2pm (2pm-3pm)	17	9	16	47	-	31	-	211	18	25	613	-
16: 3pm (3pm-4pm)	48	29	27	33	-	24	-	242	26	39	327	-
17: 4pm (4pm-5pm)	13	8	15	22	-	17	-	223	25	27	296	-
18: 5pm (5pm-6pm)	14	5	14	56	-	26	-	231	36	25	286	-
19: 6pm (6pm-7pm)	13	11	18	16	-	27	-	250	22	25	198	-
20: 7pm (7pm-8pm)	7	7	9	21	-	14	-	178	19	17	150	-
21: 8pm (8pm-9pm)	9	3	7	12	-	17	-	133	14	14	103	-
22: 9pm (9pm-10pm)	11	2	6	9	-	12	-	106	12	5	83	-
23: 10pm (10pm-11pm)	2	3	7	8	-	7	-	71	5	5	62	-
24: 11pm (11pm-12am)	5	-	3	6	-	3	-	43	5	3	39	-

**Day Type**

2: Saturday (Sa-Sa)

**TURNING MOVEMENT COUNTS**

Day Part	West Leg - Main Street - In			East Leg - Main Street - In			South Leg - Buena Vista Ave - In			North Leg - Buena Vista Ave - In		
	EB Left	EB Thru	EB Right	WB Left	WB Thru	WB Right	NB Left	NB Thru	NB Right	SB Left	SB Thru	SB Right
00: All Day (12am-12am)	79	408	740	489	643	533	670	2,518	518	290	2,242	87
01: 12am (12am-1am)	3	5	11	9	13	20	17	89	7	3	23	-
02: 1am (1am-2am)	1	3	4	8	6	7	10	35	4	4	12	2
03: 2am (2am-3am)	1	5	3	5	9	4	13	30	4	1	3	-
04: 3am (3am-4am)	1	-	1	2	2	1	7	5	3	1	2	1
05: 4am (4am-5am)	-	1	1	2	10	1	3	2	1	-	1	-
06: 5am (5am-6am)	-	1	9	7	7	3	1	12	1	-	26	-
07: 6am (6am-7am)	-	2	7	7	3	16	2	31	5	4	27	-
08: 7am (7am-8am)	-	3	26	15	8	15	15	54	18	9	78	1
09: 8am (8am-9am)	2	7	30	16	8	21	8	83	21	13	103	-
10: 9am (9am-10am)	3	17	43	26	23	14	19	129	40	14	108	5
11: 10am (10am-11am)	2	14	50	23	33	40	30	126	37	18	182	4
12: 11am (11am-12noon)	1	20	59	27	32	40	38	160	30	25	201	7
13: 12pm (12noon-1pm)	3	13	66	43	33	30	31	123	47	21	193	8
14: 1pm (1pm-2pm)	8	24	42	29	35	43	35	164	40	34	128	6
15: 2pm (2pm-3pm)	6	20	37	31	34	39	31	136	45	15	152	6
16: 3pm (3pm-4pm)	11	26	50	37	38	35	49	173	38	25	156	14
17: 4pm (4pm-5pm)	10	36	63	33	40	33	44	184	39	22	180	5
18: 5pm (5pm-6pm)	10	26	36	40	42	42	63	189	29	19	143	10
19: 6pm (6pm-7pm)	2	30	44	36	66	31	64	155	28	17	124	1
20: 7pm (7pm-8pm)	4	31	35	22	82	32	70	157	25	10	101	6
21: 8pm (8pm-9pm)	5	24	31	27	44	20	47	133	17	10	106	7
22: 9pm (9pm-10pm)	3	42	39	16	28	13	29	123	21	11	77	1
23: 10pm (10pm-11pm)	2	33	27	14	28	18	25	108	9	8	52	1
24: 11pm (11pm-12am)	1	25	24	12	18	14	22	120	9	6	66	3

**Day Type**

2: Saturday (Sa-Sa)

**TURNING MOVEMENT COUNTS**

Day Part	East Leg - Hudson St - In			South Leg - Buena Vista Ave - In			North Leg - Buena Vista Ave - In					
	EB Left	EB Thru	EB Right	WB Left	WB Thru	WB Right	NB Left	NB Thru	NB Right	SB Left	SB Thru	SB Right
00: All Day (12am-12am)	-	-	-	110	-	115	-	3,565	297	326	3,079	-
01: 12am (12am-1am)	-	-	-	2	-	-	-	113	4	8	36	-
02: 1am (1am-2am)	-	-	-	1	-	-	-	46	6	3	19	-
03: 2am (2am-3am)	-	-	-	-	-	1	-	47	1	4	8	-
04: 3am (3am-4am)	-	-	-	1	-	1	-	11	-	-	5	-
05: 4am (4am-5am)	-	-	-	-	-	-	-	6	3	2	4	-
06: 5am (5am-6am)	-	-	-	1	-	-	-	15	1	1	39	-
07: 6am (6am-7am)	-	-	-	1	-	1	-	35	1	7	32	-
08: 7am (7am-8am)	-	-	-	1	-	3	-	84	10	10	111	-
09: 8am (8am-9am)	-	-	-	2	-	5	-	104	8	14	135	-
10: 9am (9am-10am)	-	-	-	6	-	8	-	175	14	8	165	-
11: 10am (10am-11am)	-	-	-	12	-	5	-	184	21	20	230	-
12: 11am (11am-12noon)	-	-	-	10	-	12	-	213	19	26	252	-
13: 12pm (12noon-1pm)	-	-	-	8	-	15	-	186	33	26	268	-
14: 1pm (1pm-2pm)	-	-	-	9	-	6	-	232	23	14	186	-
15: 2pm (2pm-3pm)	-	-	-	4	-	13	-	199	24	25	190	-
16: 3pm (3pm-4pm)	-	-	-	6	-	8	-	245	20	28	202	-
17: 4pm (4pm-5pm)	-	-	-	10	-	4	-	264	25	21	240	-
18: 5pm (5pm-6pm)	-	-	-	10	-	5	-	269	19	33	192	-
19: 6pm (6pm-7pm)	-	-	-	8	-	8	-	236	9	25	182	-
20: 7pm (7pm-8pm)	-	-	-	1	-	6	-	250	15	5	150	-
21: 8pm (8pm-9pm)	-	-	-	3	-	8	-	194	16	12	143	-
22: 9pm (9pm-10pm)	-	-	-	2	-	6	-	168	16	16	121	-
23: 10pm (10pm-11pm)	-	-	-	3	-	-	-	140	5	9	78	-
24: 11pm (11pm-12am)	-	-	-	8	-	-	-	149	6	8	90	-



**Day Type**

2: Saturday (Sa-Sa)

**TURNING MOVEMENT COUNTS**

Day Part	East Leg - Prospect St - In			South Leg - Buena Vista Ave - In			North Leg - Buena Vista Ave - In					
	<u>EB Left</u>	<u>EB Thru</u>	<u>EB Right</u>	<u>WB Left</u>	<u>WB Thru</u>	<u>WB Right</u>	<u>NB Left</u>	<u>NB Thru</u>	<u>NB Right</u>	<u>SB Left</u>	<u>SB Thru</u>	<u>SB Right</u>
00: All Day (12am-12am)	-	-	-	392	-	1,130	-	2,826	635	1,769	1,671	-
01: 12am (12am-1am)	-	-	-	9	-	24	-	93	8	27	15	-
02: 1am (1am-2am)	-	-	-	4	-	11	-	43	3	16	6	-
03: 2am (2am-3am)	-	-	-	8	-	12	-	33	3	7	2	-
04: 3am (3am-4am)	-	-	-	1	-	8	-	5	2	3	3	-
05: 4am (4am-5am)	-	-	-	1	-	7	-	2	3	4	1	-
06: 5am (5am-6am)	-	-	-	2	-	16	-	1	4	20	26	-
07: 6am (6am-7am)	-	-	-	3	-	11	-	26	16	16	15	-
08: 7am (7am-8am)	-	-	-	3	-	23	-	71	10	52	55	-
09: 8am (8am-9am)	-	-	-	17	-	22	-	94	23	64	94	-
10: 9am (9am-10am)	-	-	-	15	-	32	-	156	44	98	76	-
11: 10am (10am-11am)	-	-	-	11	-	65	-	143	50	119	145	-
12: 11am (11am-12noon)	-	-	-	20	-	83	-	160	47	145	128	-
13: 12pm (12noon-1pm)	-	-	-	26	-	80	-	145	40	136	154	-
14: 1pm (1pm-2pm)	-	-	-	28	-	94	-	181	47	107	119	-
15: 2pm (2pm-3pm)	-	-	-	18	-	62	-	167	41	91	113	-
16: 3pm (3pm-4pm)	-	-	-	23	-	77	-	198	41	128	93	-
17: 4pm (4pm-5pm)	-	-	-	27	-	66	-	235	55	133	132	-
18: 5pm (5pm-6pm)	-	-	-	39	-	72	-	218	34	116	105	-
19: 6pm (6pm-7pm)	-	-	-	36	-	86	-	158	36	97	107	-
20: 7pm (7pm-8pm)	-	-	-	39	-	95	-	176	21	91	78	-
21: 8pm (8pm-9pm)	-	-	-	23	-	53	-	157	32	77	72	-
22: 9pm (9pm-10pm)	-	-	-	16	-	56	-	125	31	86	55	-
23: 10pm (10pm-11pm)	-	-	-	14	-	42	-	110	20	58	42	-
24: 11pm (11pm-12am)	-	-	-	9	-	33	-	129	25	77	33	-

**Day Type**

2: Saturday (Sa-Sa)

**TURNING MOVEMENT COUNTS**

Day Part	West Leg - Main Street - In			East Leg - Main Street - In			South Leg - Hawthorne Ave - In			North Leg - Market Pl - In		
	EB Left	EB Thru	EB Right	WB Left	WB Thru	WB Right	NB Left	NB Thru	NB Right	SB Left	SB Thru	SB Right
00: All Day (12am-12am)	-	977	106	290	1,260	-	146	-	194	116	21	45
01: 12am (12am-1am)	-	13	2	4	32	-	1	-	1	3	-	-
02: 1am (1am-2am)	-	7	1	2	18	-	-	-	-	-	-	1
03: 2am (2am-3am)	-	7	1	1	11	-	-	-	1	-	-	-
04: 3am (3am-4am)	-	2	2	7	3	-	1	-	-	-	-	-
05: 4am (4am-5am)	-	2	-	-	11	-	1	-	-	-	-	-
06: 5am (5am-6am)	-	2	-	3	15	-	2	-	-	1	-	-
07: 6am (6am-7am)	-	7	4	1	26	-	-	-	2	-	-	1
08: 7am (7am-8am)	-	21	2	10	35	-	5	-	2	2	-	-
09: 8am (8am-9am)	-	34	5	8	34	-	7	-	5	2	1	1
10: 9am (9am-10am)	-	56	1	15	53	-	5	-	4	4	1	1
11: 10am (10am-11am)	-	53	10	24	76	-	7	-	8	4	2	2
12: 11am (11am-12noon)	-	59	6	17	83	-	8	-	13	12	1	5
13: 12pm (12noon-1pm)	-	56	11	21	89	-	10	-	17	6	1	3
14: 1pm (1pm-2pm)	-	73	4	20	95	-	16	-	14	7	1	6
15: 2pm (2pm-3pm)	-	60	5	20	67	-	11	-	15	7	1	2
16: 3pm (3pm-4pm)	-	80	8	20	76	-	19	-	18	17	-	5
17: 4pm (4pm-5pm)	-	74	6	16	72	-	11	-	12	12	2	3
18: 5pm (5pm-6pm)	-	63	9	26	91	-	11	-	20	10	-	3
19: 6pm (6pm-7pm)	-	62	6	19	107	-	8	-	21	8	1	4
20: 7pm (7pm-8pm)	-	54	6	13	103	-	8	-	11	1	2	-
21: 8pm (8pm-9pm)	-	48	2	15	57	-	10	-	10	6	1	2
22: 9pm (9pm-10pm)	-	62	5	16	44	-	2	-	7	5	2	2
23: 10pm (10pm-11pm)	-	47	6	7	33	-	4	-	6	2	1	4
24: 11pm (11pm-12am)	-	33	4	7	29	-	3	-	7	6	1	-

**Day Type**

2: Saturday (Sa-Sa)

**TURNING MOVEMENT COUNTS**

Day Part	West Leg - Hudson St - In			WB			South Leg - Hawthorne Ave - In			North Leg - Hawthorne Ave - In		
	EB Left	EB Thru	EB Right	WB Left	WB Thru	WB Right	NB Left	NB Thru	NB Right	SB Left	SB Thru	SB Right
00: All Day (12am-12am)	68	569	-	-	-	-	144	375	365	360	-	135
01: 12am (12am-1am)	-	13	-	-	-	-	2	6	2	6	-	3
02: 1am (1am-2am)	-	8	-	-	-	-	1	1	-	4	-	1
03: 2am (2am-3am)	-	3	-	-	-	-	1	1	-	4	-	1
04: 3am (3am-4am)	-	1	-	-	-	-	-	2	-	5	-	3
05: 4am (4am-5am)	-	3	-	-	-	-	2	1	1	1	-	-
06: 5am (5am-6am)	-	2	-	-	-	-	-	-	3	1	-	-
07: 6am (6am-7am)	-	9	-	-	-	-	-	2	5	5	-	2
08: 7am (7am-8am)	3	17	-	-	-	-	6	6	10	8	-	2
09: 8am (8am-9am)	3	21	-	-	-	-	6	16	14	14	-	6
10: 9am (9am-10am)	-	22	-	-	-	-	8	11	20	18	-	5
11: 10am (10am-11am)	6	40	-	-	-	-	11	16	32	28	-	10
12: 11am (11am-12noon)	5	39	-	-	-	-	8	18	15	20	-	8
13: 12pm (12noon-1pm)	3	54	-	-	-	-	14	29	22	25	-	8
14: 1pm (1pm-2pm)	7	22	-	-	-	-	10	34	25	16	-	12
15: 2pm (2pm-3pm)	8	47	-	-	-	-	18	28	27	24	-	9
16: 3pm (3pm-4pm)	8	41	-	-	-	-	6	33	25	26	-	12
17: 4pm (4pm-5pm)	5	44	-	-	-	-	12	27	25	22	-	9
18: 5pm (5pm-6pm)	4	49	-	-	-	-	9	31	34	20	-	9
19: 6pm (6pm-7pm)	5	27	-	-	-	-	7	38	25	32	-	10
20: 7pm (7pm-8pm)	4	19	-	-	-	-	7	22	32	24	-	3
21: 8pm (8pm-9pm)	3	29	-	-	-	-	5	24	15	15	-	10
22: 9pm (9pm-10pm)	1	30	-	-	-	-	7	10	20	11	-	4
23: 10pm (10pm-11pm)	1	13	-	-	-	-	1	13	5	11	-	6
24: 11pm (11pm-12am)	2	14	-	-	-	-	3	7	9	20	-	4

**Day Type**

2: Saturday (Sa-Sa)

**TURNING MOVEMENT COUNTS**

Day Part	West Leg - Garage Driveway - In			East Leg - Wells Ave - In			South Leg - Warburton Ave - In			North Leg - Warburton Ave - In		
	<u>EB Left</u>	<u>EB Thru</u>	<u>EB Right</u>	<u>WB Left</u>	<u>WB Thru</u>	<u>WB Right</u>	<u>NB Left</u>	<u>NB Thru</u>	<u>NB Right</u>	<u>SB Left</u>	<u>SB Thru</u>	<u>SB Right</u>
00: All Day (12am-12am)	22	-	24	3,611	4	755	4	2,026	1	-	2,964	-
01: 12am (12am-1am)	-	-	2	71	-	10	-	41	-	-	61	-
02: 1am (1am-2am)	-	-	1	41	-	10	-	28	-	-	19	-
03: 2am (2am-3am)	-	-	-	22	-	4	-	25	-	-	18	-
04: 3am (3am-4am)	-	-	-	21	-	2	-	7	-	-	15	-
05: 4am (4am-5am)	-	-	-	12	-	8	-	7	-	-	15	-
06: 5am (5am-6am)	1	-	1	34	-	4	-	7	-	-	13	-
07: 6am (6am-7am)	-	-	-	39	-	9	-	22	-	-	50	-
08: 7am (7am-8am)	-	-	-	114	-	11	-	39	-	-	67	-
09: 8am (8am-9am)	-	-	-	141	-	20	-	69	-	-	97	-
10: 9am (9am-10am)	1	-	-	168	2	27	-	79	-	-	144	-
11: 10am (10am-11am)	1	-	1	211	-	28	-	104	-	-	186	-
12: 11am (11am-12noon)	-	-	1	214	-	52	1	122	-	-	201	-
13: 12pm (12noon-1pm)	3	-	2	249	-	40	-	127	-	-	216	-
14: 1pm (1pm-2pm)	1	-	2	277	-	47	-	160	-	-	200	-
15: 2pm (2pm-3pm)	2	-	2	264	-	61	-	98	-	-	209	-
16: 3pm (3pm-4pm)	4	-	2	290	-	64	-	181	-	-	209	-
17: 4pm (4pm-5pm)	-	-	-	234	-	46	1	141	1	-	216	-
18: 5pm (5pm-6pm)	3	-	1	255	-	47	1	140	-	-	185	-
19: 6pm (6pm-7pm)	2	-	3	252	-	67	-	143	-	-	214	-
20: 7pm (7pm-8pm)	1	-	3	206	-	43	-	128	-	-	182	-
21: 8pm (8pm-9pm)	-	-	-	169	1	48	-	108	-	-	150	-
22: 9pm (9pm-10pm)	1	-	2	119	1	42	-	103	-	-	111	-
23: 10pm (10pm-11pm)	2	-	1	100	-	41	-	90	-	-	90	-
24: 11pm (11pm-12am)	-	-	-	108	-	27	-	59	-	-	96	-

Day Type

2: Saturday (Sa-Sa)

TURNING MOVEMENT COUNTS

Day Part	EB				WB				South Leg - Warburton Ave - In				North Leg - Warburton Ave - In				Southwest Leg - Nepperhan St - In			
	Left	Thru	Right	Right 1	Left	Thru	Right	Right 1	NB Left	NB Thru	NB Right	NB Left 1	SB Left	SB Thru	SB Right	SB Right 2	NEB Right 2	NEB Left 1	NEB Left 2	NEB Right 1
00: All Day (12am-12am)	-	-	-	-	-	-	-	-	409	1,808	1,025	-	264	5,615	687	-	-	21	244	177
01: 12am (12am-1am)	-	-	-	-	-	-	-	-	6	34	18	-	6	121	6	-	-	3	11	1
02: 1am (1am-2am)	-	-	-	-	-	-	-	-	2	24	14	-	5	55	1	-	-	-	4	1
03: 2am (2am-3am)	-	-	-	-	-	-	-	-	1	27	9	-	-	33	2	-	-	-	3	1
04: 3am (3am-4am)	-	-	-	-	-	-	-	-	1	5	2	-	-	39	2	-	-	-	-	-
05: 4am (4am-5am)	-	-	-	-	-	-	-	-	-	6	1	-	1	22	1	-	-	-	-	-
06: 5am (5am-6am)	-	-	-	-	-	-	-	-	5	6	5	-	1	42	2	-	-	-	-	-
07: 6am (6am-7am)	-	-	-	-	-	-	-	-	6	19	10	-	-	75	9	-	-	1	6	-
08: 7am (7am-8am)	-	-	-	-	-	-	-	-	6	36	9	-	5	155	20	-	-	-	7	1
09: 8am (8am-9am)	-	-	-	-	-	-	-	-	32	65	30	-	10	202	32	-	-	2	10	-
10: 9am (9am-10am)	-	-	-	-	-	-	-	-	17	69	31	-	16	245	43	-	-	3	4	4
11: 10am (10am-11am)	-	-	-	-	-	-	-	-	27	88	70	-	15	315	68	-	-	-	16	4
12: 11am (11am-12noon)	-	-	-	-	-	-	-	-	32	112	62	-	17	319	55	-	-	-	16	5
13: 12pm (12noon-1pm)	-	-	-	-	-	-	-	-	34	119	83	-	20	406	52	-	-	1	8	18
14: 1pm (1pm-2pm)	-	-	-	-	-	-	-	-	40	142	64	-	20	414	43	-	-	-	10	10
15: 2pm (2pm-3pm)	-	-	-	-	-	-	-	-	34	95	70	-	20	413	50	-	-	3	16	14
16: 3pm (3pm-4pm)	-	-	-	-	-	-	-	-	28	162	72	-	23	427	60	-	-	-	14	24
17: 4pm (4pm-5pm)	-	-	-	-	-	-	-	-	28	124	72	-	21	393	48	-	-	2	16	19
18: 5pm (5pm-6pm)	-	-	-	-	-	-	-	-	20	120	78	-	12	384	33	-	-	3	35	18
19: 6pm (6pm-7pm)	-	-	-	-	-	-	-	-	19	123	90	-	22	384	44	-	-	2	10	12
20: 7pm (7pm-8pm)	-	-	-	-	-	-	-	-	17	116	79	-	14	331	42	-	-	-	14	7
21: 8pm (8pm-9pm)	-	-	-	-	-	-	-	-	10	95	54	-	14	265	35	-	-	-	9	13
22: 9pm (9pm-10pm)	-	-	-	-	-	-	-	-	24	91	44	-	12	205	18	-	-	-	13	8
23: 10pm (10pm-11pm)	-	-	-	-	-	-	-	-	8	81	34	-	4	183	6	-	-	1	11	5
24: 11pm (11pm-12am)	-	-	-	-	-	-	-	-	11	51	22	-	5	187	13	-	-	-	12	11

**Day Type**

2: Saturday (Sa-Sa)

**TURNING MOVEMENT COUNTS**

Day Part	West Leg - Main Street - In			East Leg - Main Street - In			South Leg - Riverdale Ave - In			North Leg - Warburton Ave - In		
	EB Left	EB Thru	EB Right	WB Left	WB Thru	WB Right	NB Left	NB Thru	NB Right	SB Left	SB Thru	SB Right
00: All Day (12am-12am)	559	-	1,119	1,958	1,355	703	474	2,299	-	-	5,223	487
01: 12am (12am-1am)	6	-	17	13	40	16	5	41	-	-	126	7
02: 1am (1am-2am)	5	-	9	9	18	7	3	31	-	-	54	5
03: 2am (2am-3am)	6	-	5	6	12	4	1	28	-	-	36	1
04: 3am (3am-4am)	2	-	3	7	8	2	-	6	-	-	34	2
05: 4am (4am-5am)	-	-	6	3	12	-	1	8	-	-	25	1
06: 5am (5am-6am)	2	-	4	10	13	5	2	8	-	-	38	4
07: 6am (6am-7am)	3	-	9	48	32	13	3	26	-	-	72	2
08: 7am (7am-8am)	9	-	16	44	29	13	15	43	-	-	134	16
09: 8am (8am-9am)	24	-	28	76	34	26	9	91	-	-	186	11
10: 9am (9am-10am)	28	-	54	86	57	35	24	71	-	-	213	19
11: 10am (10am-11am)	28	-	53	115	65	35	33	138	-	-	266	36
12: 11am (11am-12noon)	46	-	61	139	96	48	32	129	-	-	286	42
13: 12pm (12noon-1pm)	42	-	60	152	109	67	33	153	-	-	386	36
14: 1pm (1pm-2pm)	42	-	76	181	100	58	30	156	-	-	365	52
15: 2pm (2pm-3pm)	47	-	66	155	90	50	35	123	-	-	398	25
16: 3pm (3pm-4pm)	44	-	102	149	79	43	31	183	-	-	401	47
17: 4pm (4pm-5pm)	40	-	87	130	74	46	28	165	-	-	382	29
18: 5pm (5pm-6pm)	32	-	84	149	85	39	33	173	-	-	357	42
19: 6pm (6pm-7pm)	37	-	77	145	106	51	46	169	-	-	361	30
20: 7pm (7pm-8pm)	28	-	61	131	110	40	46	158	-	-	297	31
21: 8pm (8pm-9pm)	20	-	59	82	71	40	25	136	-	-	254	12
22: 9pm (9pm-10pm)	31	-	72	64	47	33	17	115	-	-	187	10
23: 10pm (10pm-11pm)	19	-	68	40	39	14	21	93	-	-	174	15
24: 11pm (11pm-12am)	20	-	44	22	30	17	2	55	-	-	187	11

**Day Type**

2: Saturday (Sa-Sa)

**TURNING MOVEMENT COUNTS**

Day Part	West Leg - Hudson St - In			WB			South Leg - Riverdale Ave - In			North Leg - Riverdale Ave - In		
	EB Left	EB Thru	EB Right	WB Left	WB Thru	WB Right	NB Left	NB Thru	NB Right	SB Left	SB Thru	SB Right
00: All Day (12am-12am)	149	811	350	-	-	-	-	2,802	1,856	1,954	6,471	-
01: 12am (12am-1am)	-	12	7	-	-	-	-	47	26	18	135	-
02: 1am (1am-2am)	-	9	3	-	-	-	-	31	10	7	74	-
03: 2am (2am-3am)	-	7	-	-	-	-	-	32	10	5	44	-
04: 3am (3am-4am)	-	3	3	-	-	-	-	8	5	3	44	-
05: 4am (4am-5am)	-	1	3	-	-	-	-	11	9	2	30	-
06: 5am (5am-6am)	-	4	1	-	-	-	-	9	5	7	42	-
07: 6am (6am-7am)	1	12	7	-	-	-	-	35	25	28	100	-
08: 7am (7am-8am)	-	24	8	-	-	-	-	58	65	39	151	-
09: 8am (8am-9am)	6	42	11	-	-	-	-	111	85	56	225	-
10: 9am (9am-10am)	9	31	8	-	-	-	-	94	91	98	258	-
11: 10am (10am-11am)	14	58	18	-	-	-	-	176	130	127	303	-
12: 11am (11am-12noon)	5	44	29	-	-	-	-	170	126	139	347	-
13: 12pm (12noon-1pm)	14	65	32	-	-	-	-	182	137	156	452	-
14: 1pm (1pm-2pm)	16	28	18	-	-	-	-	180	131	158	483	-
15: 2pm (2pm-3pm)	7	66	29	-	-	-	-	162	132	167	464	-
16: 3pm (3pm-4pm)	17	62	24	-	-	-	-	217	113	178	480	-
17: 4pm (4pm-5pm)	5	66	23	-	-	-	-	198	121	153	467	-
18: 5pm (5pm-6pm)	15	56	23	-	-	-	-	214	105	157	448	-
19: 6pm (6pm-7pm)	9	45	31	-	-	-	-	217	102	123	475	-
20: 7pm (7pm-8pm)	11	44	19	-	-	-	-	190	119	106	385	-
21: 8pm (8pm-9pm)	9	34	20	-	-	-	-	154	124	84	328	-
22: 9pm (9pm-10pm)	6	42	15	-	-	-	-	128	63	51	280	-
23: 10pm (10pm-11pm)	1	22	11	-	-	-	-	115	75	56	233	-
24: 11pm (11pm-12am)	4	34	10	-	-	-	-	64	50	36	223	-

**Day Type**

2: Saturday (Sa-Sa)

**TURNING MOVEMENT COUNTS**

Day Part	West Leg - Prospect Street - EB			East Leg - Prospect Street - WB			South Leg - Riverdale Avenue - NB			North Leg - Riverdale Avenue - SB		
	EB Left	EB Thru	EB Right	WB Left	WB Thru	WB Right	NB Left	NB Thru	NB Right	SB Left	SB Thru	SB Right
00: All Day (12am-12am)	77	1,487	247	3,093	3,490	1,364	627	3,108	3,243	2,946	3,926	430
01: 12am (12am-1am)	1	17	4	76	67	14	5	56	44	30	109	4
02: 1am (1am-2am)	-	14	5	55	33	9	9	30	36	32	47	1
03: 2am (2am-3am)	1	10	-	43	34	7	2	37	16	18	25	1
04: 3am (3am-4am)	-	5	1	29	26	5	3	5	20	19	27	-
05: 4am (4am-5am)	-	6	2	20	23	4	5	15	11	13	15	2
06: 5am (5am-6am)	-	13	-	23	36	7	2	9	49	14	26	3
07: 6am (6am-7am)	1	23	2	66	38	16	3	43	79	60	38	3
08: 7am (7am-8am)	1	38	5	63	67	22	11	99	117	67	88	12
09: 8am (8am-9am)	3	54	6	113	94	48	17	152	181	101	122	16
10: 9am (9am-10am)	4	91	16	115	133	56	30	118	185	138	131	15
11: 10am (10am-11am)	8	92	11	141	174	81	43	208	218	136	169	19
12: 11am (11am-12noon)	7	88	15	138	196	83	28	195	198	176	198	23
13: 12pm (12noon-1pm)	5	112	14	165	210	83	52	226	213	217	269	31
14: 1pm (1pm-2pm)	10	113	13	168	260	103	51	193	197	203	295	37
15: 2pm (2pm-3pm)	2	86	15	181	208	89	48	182	237	213	299	28
16: 3pm (3pm-4pm)	2	98	22	171	239	120	53	195	217	210	305	32
17: 4pm (4pm-5pm)	6	108	28	216	226	86	34	217	196	186	291	36
18: 5pm (5pm-6pm)	5	79	19	184	251	93	47	206	204	184	268	28
19: 6pm (6pm-7pm)	7	69	20	267	306	103	50	213	188	222	306	38
20: 7pm (7pm-8pm)	4	75	9	246	275	94	36	219	156	200	245	30
21: 8pm (8pm-9pm)	4	69	12	179	176	81	40	182	193	166	193	32
22: 9pm (9pm-10pm)	1	93	7	179	180	64	28	121	119	141	166	19
23: 10pm (10pm-11pm)	-	55	13	124	141	61	19	121	83	98	153	11
24: 11pm (11pm-12am)	5	77	8	130	99	34	11	68	87	103	142	10



**Day Type**

2: Saturday (Sa-Sa)

**TURNING MOVEMENT COUNTS**

Day Part	West Leg - Manor House Sq - In						South Leg - N Broadway - In					
	<u>EB Left</u>	<u>EB Thru</u>	<u>EB Right</u>	<u>WB Left</u>	<u>WB Thru</u>	<u>WB Right</u>	<u>NB Left</u>	<u>NB Thru</u>	<u>NB Right</u>	<u>SB Left</u>	<u>SB Thru</u>	<u>SB Right</u>
00: All Day (12am-12am)	1,502	-	-	-	-	-	-	3,388	-	-	-	-
01: 12am (12am-1am)	33	-	-	-	-	-	-	67	-	-	-	-
02: 1am (1am-2am)	22	-	-	-	-	-	-	36	-	-	-	-
03: 2am (2am-3am)	11	-	-	-	-	-	-	21	-	-	-	-
04: 3am (3am-4am)	5	-	-	-	-	-	-	13	-	-	-	-
05: 4am (4am-5am)	2	-	-	-	-	-	-	23	-	-	-	-
06: 5am (5am-6am)	6	-	-	-	-	-	-	13	-	-	-	-
07: 6am (6am-7am)	15	-	-	-	-	-	-	41	-	-	-	-
08: 7am (7am-8am)	19	-	-	-	-	-	-	63	-	-	-	-
09: 8am (8am-9am)	49	-	-	-	-	-	-	109	-	-	-	-
10: 9am (9am-10am)	53	-	-	-	-	-	-	133	-	-	-	-
11: 10am (10am-11am)	101	-	-	-	-	-	-	173	-	-	-	-
12: 11am (11am-12noon)	87	-	-	-	-	-	-	183	-	-	-	-
13: 12pm (12noon-1pm)	111	-	-	-	-	-	-	223	-	-	-	-
14: 1pm (1pm-2pm)	96	-	-	-	-	-	-	254	-	-	-	-
15: 2pm (2pm-3pm)	92	-	-	-	-	-	-	242	-	-	-	-
16: 3pm (3pm-4pm)	94	-	-	-	-	-	-	247	-	-	-	-
17: 4pm (4pm-5pm)	105	-	-	-	-	-	-	230	-	-	-	-
18: 5pm (5pm-6pm)	133	-	-	-	-	-	-	260	-	-	-	-
19: 6pm (6pm-7pm)	113	-	-	-	-	-	-	250	-	-	-	-
20: 7pm (7pm-8pm)	104	-	-	-	-	-	-	228	-	-	-	-
21: 8pm (8pm-9pm)	81	-	-	-	-	-	-	193	-	-	-	-
22: 9pm (9pm-10pm)	73	-	-	-	-	-	-	140	-	-	-	-
23: 10pm (10pm-11pm)	58	-	-	-	-	-	-	143	-	-	-	-
24: 11pm (11pm-12am)	41	-	-	-	-	-	-	103	-	-	-	-

**Day Type**

2: Saturday (Sa-Sa)

**TURNING MOVEMENT COUNTS**

Day Part	East Leg - Main Street - In			South Leg - N Broadway - In			East Leg - Main Street - In			South Leg - N Broadway - In		
	<u>EB Left</u>	<u>EB Thru</u>	<u>EB Right</u>	<u>WB Left</u>	<u>WB Thru</u>	<u>WB Right</u>	<u>NB Left</u>	<u>NB Thru</u>	<u>NB Right</u>	<u>SB Left</u>	<u>SB Thru</u>	<u>SB Right</u>
00: All Day (12am-12am)	-	-	-	-	3,206	1,351	865	2,233	-	-	-	-
01: 12am (12am-1am)	-	-	-	-	49	26	14	48	-	-	-	-
02: 1am (1am-2am)	-	-	-	-	23	5	8	32	-	-	-	-
03: 2am (2am-3am)	-	-	-	-	19	5	2	17	-	-	-	-
04: 3am (3am-4am)	-	-	-	-	9	6	1	9	-	-	-	-
05: 4am (4am-5am)	-	-	-	-	15	9	2	18	-	-	-	-
06: 5am (5am-6am)	-	-	-	-	23	9	5	6	-	-	-	-
07: 6am (6am-7am)	-	-	-	-	93	21	7	29	-	-	-	-
08: 7am (7am-8am)	-	-	-	-	83	24	13	39	-	-	-	-
09: 8am (8am-9am)	-	-	-	-	110	40	42	73	-	-	-	-
10: 9am (9am-10am)	-	-	-	-	162	49	41	94	-	-	-	-
11: 10am (10am-11am)	-	-	-	-	172	58	61	127	-	-	-	-
12: 11am (11am-12noon)	-	-	-	-	203	77	68	125	-	-	-	-
13: 12pm (12noon-1pm)	-	-	-	-	250	96	68	148	-	-	-	-
14: 1pm (1pm-2pm)	-	-	-	-	244	128	84	167	-	-	-	-
15: 2pm (2pm-3pm)	-	-	-	-	255	108	58	147	-	-	-	-
16: 3pm (3pm-4pm)	-	-	-	-	220	105	56	163	-	-	-	-
17: 4pm (4pm-5pm)	-	-	-	-	225	100	50	142	-	-	-	-
18: 5pm (5pm-6pm)	-	-	-	-	233	104	53	167	-	-	-	-
19: 6pm (6pm-7pm)	-	-	-	-	232	106	77	159	-	-	-	-
20: 7pm (7pm-8pm)	-	-	-	-	232	78	47	141	-	-	-	-
21: 8pm (8pm-9pm)	-	-	-	-	138	48	39	139	-	-	-	-
22: 9pm (9pm-10pm)	-	-	-	-	118	53	26	86	-	-	-	-
23: 10pm (10pm-11pm)	-	-	-	-	58	57	19	78	-	-	-	-
24: 11pm (11pm-12am)	-	-	-	-	41	38	25	80	-	-	-	-

**Day Type**

2: Saturday (Sa-Sa)

**TURNING MOVEMENT COUNTS**

Day Part	East Leg - New Main St - In			South Leg - S Broadway - In			East Leg - New Main St - In			South Leg - S Broadway - In		
	EB Left	EB Thru	EB Right	WB Left	WB Thru	WB Right	NB Left	NB Thru	NB Right	SB Left	SB Thru	SB Right
00: All Day (12am-12am)	-	-	-	-	4,382	948	230	3,745	-	-	-	-
01: 12am (12am-1am)	-	-	-	-	76	10	-	62	-	-	-	-
02: 1am (1am-2am)	-	-	-	-	30	8	1	31	-	-	-	-
03: 2am (2am-3am)	-	-	-	-	24	5	-	19	-	-	-	-
04: 3am (3am-4am)	-	-	-	-	15	5	-	19	-	-	-	-
05: 4am (4am-5am)	-	-	-	-	24	2	-	12	-	-	-	-
06: 5am (5am-6am)	-	-	-	-	34	6	-	14	-	-	-	-
07: 6am (6am-7am)	-	-	-	-	114	28	5	66	-	-	-	-
08: 7am (7am-8am)	-	-	-	-	109	29	3	112	-	-	-	-
09: 8am (8am-9am)	-	-	-	-	139	22	8	146	-	-	-	-
10: 9am (9am-10am)	-	-	-	-	208	58	17	190	-	-	-	-
11: 10am (10am-11am)	-	-	-	-	221	59	9	209	-	-	-	-
12: 11am (11am-12noon)	-	-	-	-	284	79	29	235	-	-	-	-
13: 12pm (12noon-1pm)	-	-	-	-	334	65	14	248	-	-	-	-
14: 1pm (1pm-2pm)	-	-	-	-	347	54	30	274	-	-	-	-
15: 2pm (2pm-3pm)	-	-	-	-	346	83	15	265	-	-	-	-
16: 3pm (3pm-4pm)	-	-	-	-	313	79	21	286	-	-	-	-
17: 4pm (4pm-5pm)	-	-	-	-	293	70	19	268	-	-	-	-
18: 5pm (5pm-6pm)	-	-	-	-	321	88	21	266	-	-	-	-
19: 6pm (6pm-7pm)	-	-	-	-	327	51	5	216	-	-	-	-
20: 7pm (7pm-8pm)	-	-	-	-	290	55	8	196	-	-	-	-
21: 8pm (8pm-9pm)	-	-	-	-	174	29	9	192	-	-	-	-
22: 9pm (9pm-10pm)	-	-	-	-	161	26	7	166	-	-	-	-
23: 10pm (10pm-11pm)	-	-	-	-	115	13	5	125	-	-	-	-
24: 11pm (11pm-12am)	-	-	-	-	83	24	5	129	-	-	-	-

**Day Type**

2: Saturday (Sa-Sa)

**TURNING MOVEMENT COUNTS**

Day Part	West Leg - Hudson St - In			South Leg - S Broadway - In			West Leg - Hudson St - In			South Leg - S Broadway - In		
	EB Left	EB Thru	EB Right	WB Left	WB Thru	WB Right	NB Left	NB Thru	NB Right	SB Left	SB Thru	SB Right
00: All Day (12am-12am)	3,392	-	1,212	-	-	-	1	3,416	-	-	-	-
01: 12am (12am-1am)	51	-	8	-	-	-	-	72	-	-	-	-
02: 1am (1am-2am)	21	-	6	-	-	-	-	41	-	-	-	-
03: 2am (2am-3am)	16	-	4	-	-	-	-	23	-	-	-	-
04: 3am (3am-4am)	10	-	3	-	-	-	-	20	-	-	-	-
05: 4am (4am-5am)	10	-	2	-	-	-	-	15	-	-	-	-
06: 5am (5am-6am)	9	-	8	-	-	-	-	12	-	-	-	-
07: 6am (6am-7am)	44	-	22	-	-	-	-	61	-	-	-	-
08: 7am (7am-8am)	95	-	32	-	-	-	-	66	-	-	-	-
09: 8am (8am-9am)	148	-	41	-	-	-	-	116	-	-	-	-
10: 9am (9am-10am)	164	-	73	-	-	-	-	179	-	-	-	-
11: 10am (10am-11am)	226	-	67	-	-	-	-	161	-	-	-	-
12: 11am (11am-12noon)	230	-	73	-	-	-	-	221	-	-	-	-
13: 12pm (12noon-1pm)	246	-	102	-	-	-	-	231	-	-	-	-
14: 1pm (1pm-2pm)	230	-	84	-	-	-	1	275	-	-	-	-
15: 2pm (2pm-3pm)	249	-	109	-	-	-	-	221	-	-	-	-
16: 3pm (3pm-4pm)	251	-	100	-	-	-	-	255	-	-	-	-
17: 4pm (4pm-5pm)	258	-	93	-	-	-	-	206	-	-	-	-
18: 5pm (5pm-6pm)	239	-	69	-	-	-	-	243	-	-	-	-
19: 6pm (6pm-7pm)	188	-	62	-	-	-	-	254	-	-	-	-
20: 7pm (7pm-8pm)	189	-	82	-	-	-	-	186	-	-	-	-
21: 8pm (8pm-9pm)	176	-	54	-	-	-	-	189	-	-	-	-
22: 9pm (9pm-10pm)	126	-	39	-	-	-	-	141	-	-	-	-
23: 10pm (10pm-11pm)	112	-	35	-	-	-	-	111	-	-	-	-
24: 11pm (11pm-12am)	103	-	44	-	-	-	-	119	-	-	-	-

**Day Type**

2: Saturday (Sa-Sa)

**TURNING MOVEMENT COUNTS**

Day Part	West Leg - Prospect St - In			East Leg - Nepperhan Ave - In			South Leg - S Broadway - In			North Leg - S Broadway - In		
	EB Left	EB Thru	EB Right	WB Left	WB Thru	WB Right	NB Left	NB Thru	NB Right	SB Left	SB Thru	SB Right
00: All Day (12am-12am)	369	5,805	1,904	1,927	6,850	928	1,248	2,466	775	487	663	181
01: 12am (12am-1am)	2	76	27	28	152	12	8	65	29	6	5	-
02: 1am (1am-2am)	-	67	16	22	93	8	12	38	7	1	6	-
03: 2am (2am-3am)	-	31	12	12	74	3	6	19	3	2	3	-
04: 3am (3am-4am)	3	32	11	17	56	3	5	17	6	2	-	-
05: 4am (4am-5am)	3	24	5	9	46	2	6	14	5	1	1	1
06: 5am (5am-6am)	2	56	16	9	63	7	3	7	2	1	10	-
07: 6am (6am-7am)	9	98	52	21	111	6	13	53	14	4	16	4
08: 7am (7am-8am)	8	161	64	62	147	21	24	49	11	13	16	5
09: 8am (8am-9am)	24	228	103	75	213	42	37	80	28	18	14	11
10: 9am (9am-10am)	25	316	110	99	259	51	64	132	41	29	36	7
11: 10am (10am-11am)	21	334	112	85	319	46	71	118	42	22	36	10
12: 11am (11am-12noon)	32	352	124	114	324	76	84	137	47	27	48	22
13: 12pm (12noon-1pm)	24	392	141	145	339	71	104	155	52	34	59	18
14: 1pm (1pm-2pm)	29	367	135	131	454	103	106	177	50	33	54	18
15: 2pm (2pm-3pm)	24	411	125	121	411	59	91	164	52	39	64	3
16: 3pm (3pm-4pm)	24	385	136	157	451	71	91	198	58	44	45	8
17: 4pm (4pm-5pm)	29	390	103	138	444	70	74	143	64	42	51	20
18: 5pm (5pm-6pm)	28	361	106	126	474	65	80	159	55	22	37	4
19: 6pm (6pm-7pm)	24	363	113	127	603	74	98	182	49	28	35	10
20: 7pm (7pm-8pm)	24	316	128	117	523	41	75	129	41	38	42	13
21: 8pm (8pm-9pm)	11	342	96	92	386	29	66	139	40	22	35	9
22: 9pm (9pm-10pm)	6	304	62	77	375	30	62	115	31	16	20	8
23: 10pm (10pm-11pm)	4	188	54	87	294	25	39	85	25	20	12	6
24: 11pm (11pm-12am)	12	213	54	55	238	12	28	90	23	22	19	4

**Day Type**

2: Weekend Day (Sa-Sa)

**TURNING MOVEMENT COUNTS**

Day Part	West Leg - Palisade Ave - In			South leg - James St - In			North Leg - Locust Hill Ave - In					
	EB Left	EB Thru	EB Right	WB Left	WB Thru	WB Right	NB Left	NB Thru	NB Right	SB Left	SB Thru	SB Right
00: All Day (12am-12am)	636	3,542	898	-	-	-	-	489	341	483	500	-
01: 12am (12am-1am)	13	58	5	-	-	-	-	17	3	7	5	-
02: 1am (1am-2am)	11	19	4	-	-	-	-	16	3	17	9	-
03: 2am (2am-3am)	11	13	2	-	-	-	-	1	2	6	2	-
04: 3am (3am-4am)	5	19	1	-	-	-	-	6	1	3	8	-
05: 4am (4am-5am)	4	11	2	-	-	-	-	10	1	4	7	-
06: 5am (5am-6am)	5	14	2	-	-	-	-	4	1	1	4	-
07: 6am (6am-7am)	5	92	7	-	-	-	-	7	5	14	14	-
08: 7am (7am-8am)	9	123	13	-	-	-	-	9	12	26	11	-
09: 8am (8am-9am)	17	145	21	-	-	-	-	18	14	20	14	-
10: 9am (9am-10am)	23	189	34	-	-	-	-	15	12	22	20	-
11: 10am (10am-11am)	27	201	55	-	-	-	-	13	20	37	28	-
12: 11am (11am-12noon)	29	237	54	-	-	-	-	21	19	26	29	-
13: 12pm (12noon-1pm)	36	223	102	-	-	-	-	29	29	32	38	-
14: 1pm (1pm-2pm)	44	252	80	-	-	-	-	27	31	35	30	-
15: 2pm (2pm-3pm)	33	245	85	-	-	-	-	29	23	20	36	-
16: 3pm (3pm-4pm)	42	270	86	-	-	-	-	29	25	30	40	-
17: 4pm (4pm-5pm)	41	247	82	-	-	-	-	44	35	29	35	-
18: 5pm (5pm-6pm)	36	248	75	-	-	-	-	24	22	27	43	-
19: 6pm (6pm-7pm)	48	217	63	-	-	-	-	28	28	29	39	-
20: 7pm (7pm-8pm)	41	201	42	-	-	-	-	30	14	26	17	-
21: 8pm (8pm-9pm)	51	159	25	-	-	-	-	26	19	20	24	-
22: 9pm (9pm-10pm)	37	139	22	-	-	-	-	31	11	21	17	-
23: 10pm (10pm-11pm)	31	108	20	-	-	-	-	33	4	19	16	-
24: 11pm (11pm-12am)	37	111	12	-	-	-	-	19	6	12	15	-

**Day Type**

2: Weekend Day (Sa-Sa)

**TURNING MOVEMENT COUNTS**

Day Part	West Leg - Nepperhan St - In			East Leg - Nepperhan Ave - In			South Leg - New Main St - In			North Leg - New Main St - In		
	EB Left	EB Thru	EB Right	WB Left	WB Thru	WB Right	NB Left	NB Thru	NB Right	SB Left	SB Thru	SB Right
00: All Day (12am-12am)	121	7,061	188	4,304	9,531	3,299	288	1,266	4,189	-	3	-
01: 12am (12am-1am)	2	114	3	111	185	50	6	13	104	-	-	-
02: 1am (1am-2am)	-	72	3	67	115	27	2	13	64	-	-	-
03: 2am (2am-3am)	-	35	-	51	88	17	5	6	40	-	-	-
04: 3am (3am-4am)	-	40	2	43	79	13	8	3	29	-	1	-
05: 4am (4am-5am)	-	31	1	63	47	18	4	4	41	-	-	-
06: 5am (5am-6am)	1	61	3	47	81	28	4	9	34	-	-	-
07: 6am (6am-7am)	-	114	2	69	129	84	6	27	62	-	-	-
08: 7am (7am-8am)	-	189	4	112	239	63	3	42	126	-	-	-
09: 8am (8am-9am)	4	276	4	152	322	107	8	36	171	-	-	-
10: 9am (9am-10am)	7	364	13	142	384	172	10	73	205	-	-	-
11: 10am (10am-11am)	15	391	15	236	448	164	15	76	266	-	-	-
12: 11am (11am-12noon)	9	443	9	205	514	226	16	97	229	-	-	-
13: 12pm (12noon-1pm)	8	471	12	249	553	248	17	70	258	-	1	-
14: 1pm (1pm-2pm)	8	448	14	301	658	269	32	92	256	-	-	-
15: 2pm (2pm-3pm)	6	502	10	238	568	234	15	78	281	-	-	-
16: 3pm (3pm-4pm)	16	474	13	292	672	240	12	96	295	-	-	-
17: 4pm (4pm-5pm)	7	504	14	293	650	211	19	98	262	-	1	-
18: 5pm (5pm-6pm)	8	436	9	265	638	272	22	90	244	-	-	-
19: 6pm (6pm-7pm)	12	425	15	302	786	238	12	95	248	-	-	-
20: 7pm (7pm-8pm)	4	397	6	279	701	222	20	67	232	-	-	-
21: 8pm (8pm-9pm)	5	402	3	242	487	118	14	48	248	-	-	-
22: 9pm (9pm-10pm)	5	354	19	158	486	137	16	57	190	-	-	-
23: 10pm (10pm-11pm)	1	257	6	204	397	83	13	44	163	-	-	-
24: 11pm (11pm-12am)	1	260	9	182	307	56	8	34	142	-	-	-

**Day Type**

2: Weekend Day (Sa-Sa)

**TURNING MOVEMENT COUNTS**

Day Part	West Leg - Palisade Ave - In						South Leg - New School St - In			North Leg - Palisade Ave - In		
	<u>EB Left</u>	<u>EB Thru</u>	<u>EB Right</u>	<u>WB Left</u>	<u>WB Thru</u>	<u>WB Right</u>	<u>NB Left</u>	<u>NB Thru</u>	<u>NB Right</u>	<u>SB Left</u>	<u>SB Thru</u>	<u>SB Right</u>
00: All Day (12am-12am)	1,260	2,997	332	-	-	-	-	1,669	615	1,023	2,281	-
01: 12am (12am-1am)	20	46	9	-	-	-	-	35	12	20	38	-
02: 1am (1am-2am)	6	32	3	-	-	-	-	28	8	11	16	-
03: 2am (2am-3am)	4	18	-	-	-	-	-	11	8	6	13	-
04: 3am (3am-4am)	3	20	2	-	-	-	-	17	2	11	20	-
05: 4am (4am-5am)	3	11	1	-	-	-	-	10	6	8	12	-
06: 5am (5am-6am)	2	12	1	-	-	-	-	12	6	8	11	-
07: 6am (6am-7am)	18	84	2	-	-	-	-	17	7	20	81	-
08: 7am (7am-8am)	34	126	3	-	-	-	-	46	13	44	62	-
09: 8am (8am-9am)	49	133	6	-	-	-	-	55	21	36	106	-
10: 9am (9am-10am)	72	141	20	-	-	-	-	73	41	58	105	-
11: 10am (10am-11am)	48	201	24	-	-	-	-	74	31	50	149	-
12: 11am (11am-12noon)	79	204	22	-	-	-	-	62	34	72	134	-
13: 12pm (12noon-1pm)	86	173	38	-	-	-	-	90	40	57	144	-
14: 1pm (1pm-2pm)	85	221	24	-	-	-	-	93	46	69	146	-
15: 2pm (2pm-3pm)	78	212	22	-	-	-	-	107	37	74	167	-
16: 3pm (3pm-4pm)	103	210	29	-	-	-	-	119	48	72	171	-
17: 4pm (4pm-5pm)	106	189	23	-	-	-	-	112	43	76	145	-
18: 5pm (5pm-6pm)	96	205	19	-	-	-	-	106	34	72	156	-
19: 6pm (6pm-7pm)	96	168	26	-	-	-	-	115	46	43	143	-
20: 7pm (7pm-8pm)	83	164	21	-	-	-	-	135	46	55	138	-
21: 8pm (8pm-9pm)	70	138	14	-	-	-	-	109	26	49	96	-
22: 9pm (9pm-10pm)	47	116	8	-	-	-	-	81	27	46	70	-
23: 10pm (10pm-11pm)	32	87	8	-	-	-	-	90	17	39	96	-
24: 11pm (11pm-12am)	41	85	5	-	-	-	-	74	14	26	63	-



Day Type

2: Weekend Day (Sa-Sa)

TURNING MOVEMENT COUNTS

Day Part	West Leg - Nepperhan St - In				East Leg - Nepperhan Ave - In				North Leg - New School St - In											
	EB Left	EB Thru	EB Right	EB Right 2	WB Left	WB Thru	WB Right	WB Left 1	NB Left	NB Thru	NB Right	NB Right 1	SB Left	SB Thru	SB Right	SB Left 2	NB Right	NB Left	NB Thru	SWB Left 2
00: All Day (12am-12am)	872	10,583	85	651	719	16,187	1,802	533	-	-	-	-	329	174	1,583	453	-	-	-	-
01: 12am (12am-1am)	17	208	-	18	9	325	45	12	-	-	-	-	2	1	36	6	-	-	-	-
02: 1am (1am-2am)	11	131	1	8	11	198	32	4	-	-	-	-	4	4	11	7	-	-	-	-
03: 2am (2am-3am)	6	78	1	2	8	150	19	10	-	-	-	-	6	-	13	1	-	-	-	-
04: 3am (3am-4am)	8	63	3	1	5	114	17	8	-	-	-	-	3	-	20	2	-	-	-	-
05: 4am (4am-5am)	4	74	-	1	2	132	19	4	-	-	-	-	-	2	14	-	-	-	-	-
06: 5am (5am-6am)	4	88	1	6	-	142	15	4	-	-	-	-	1	1	11	2	-	-	-	-
07: 6am (6am-7am)	9	167	2	6	14	254	33	2	-	-	-	-	9	3	52	6	-	-	-	-
08: 7am (7am-8am)	21	312	2	9	25	387	41	7	-	-	-	-	9	12	44	3	-	-	-	-
09: 8am (8am-9am)	26	435	4	12	20	538	66	18	-	-	-	-	12	2	74	6	-	-	-	-
10: 9am (9am-10am)	28	538	4	22	26	669	87	24	-	-	-	-	14	3	65	21	-	-	-	-
11: 10am (10am-11am)	43	612	4	31	33	766	103	12	-	-	-	-	16	7	103	23	-	-	-	-
12: 11am (11am-12noon)	34	654	4	34	34	888	88	28	-	-	-	-	18	6	87	28	-	-	-	-
13: 12pm (12noon-1pm)	47	698	5	39	29	986	134	21	-	-	-	-	25	11	103	33	-	-	-	-
14: 1pm (1pm-2pm)	67	658	3	47	35	1,127	118	20	-	-	-	-	21	10	109	27	-	-	-	-
15: 2pm (2pm-3pm)	69	742	6	39	36	1,008	92	32	-	-	-	-	32	10	88	41	-	-	-	-
16: 3pm (3pm-4pm)	71	703	5	40	49	1,134	126	35	-	-	-	-	30	13	121	31	-	-	-	-
17: 4pm (4pm-5pm)	58	725	5	62	53	1,112	117	42	-	-	-	-	23	15	106	40	-	-	-	-
18: 5pm (5pm-6pm)	51	630	8	57	65	1,121	111	32	-	-	-	-	21	19	103	38	-	-	-	-
19: 6pm (6pm-7pm)	49	626	1	53	34	1,241	108	43	-	-	-	-	19	10	108	25	-	-	-	-
20: 7pm (7pm-8pm)	66	559	5	48	55	1,163	129	52	-	-	-	-	22	9	92	32	-	-	-	-
21: 8pm (8pm-9pm)	74	594	8	35	62	816	83	58	-	-	-	-	17	6	54	19	-	-	-	-
22: 9pm (9pm-10pm)	39	490	7	33	51	774	77	20	-	-	-	-	2	7	47	27	-	-	-	-
23: 10pm (10pm-11pm)	32	403	3	28	32	641	81	27	-	-	-	-	17	12	80	17	-	-	-	-
24: 11pm (11pm-12am)	37	396	2	18	32	504	61	19	-	-	-	-	5	9	42	16	-	-	-	-

**Day Type**

2: Weekend Day (Sa-Sa)

**TURNING MOVEMENT COUNTS**

Day Part	West Leg - Nepperhan St - In			East Leg - Nepperhan Ave - In			South Leg - Waverly St - In			SB Left	SB Thru	SB Right
	EB Left	EB Thru	EB Right	WB Left	WB Thru	WB Right	NB Left	NB Thru	NB Right			
00: All Day (12am-12am)	-	11,175	-	9	18,390	-	590	-	1,906	-	-	-
01: 12am (12am-1am)	-	213	-	-	356	-	10	-	30	-	-	-
02: 1am (1am-2am)	-	138	-	-	240	-	10	-	18	-	-	-
03: 2am (2am-3am)	-	85	-	-	165	-	2	-	8	-	-	-
04: 3am (3am-4am)	-	66	-	-	141	-	2	-	10	-	-	-
05: 4am (4am-5am)	-	77	-	-	133	-	13	-	7	-	-	-
06: 5am (5am-6am)	-	90	-	-	143	-	8	-	29	-	-	-
07: 6am (6am-7am)	-	182	-	-	293	-	9	-	47	-	-	-
08: 7am (7am-8am)	-	320	-	1	436	-	8	-	59	-	-	-
09: 8am (8am-9am)	-	451	-	-	613	-	18	-	88	-	-	-
10: 9am (9am-10am)	-	555	-	-	780	-	24	-	101	-	-	-
11: 10am (10am-11am)	-	646	-	-	877	-	40	-	128	-	-	-
12: 11am (11am-12noon)	-	677	-	-	1,004	-	31	-	115	-	-	-
13: 12pm (12noon-1pm)	-	740	-	1	1,118	-	36	-	109	-	-	-
14: 1pm (1pm-2pm)	-	690	-	1	1,261	-	36	-	112	-	-	-
15: 2pm (2pm-3pm)	-	774	-	-	1,116	-	46	-	140	-	-	-
16: 3pm (3pm-4pm)	-	752	-	-	1,272	-	45	-	134	-	-	-
17: 4pm (4pm-5pm)	-	772	-	1	1,258	-	34	-	141	-	-	-
18: 5pm (5pm-6pm)	-	669	-	-	1,274	-	31	-	127	-	-	-
19: 6pm (6pm-7pm)	-	653	-	-	1,361	-	65	-	124	-	-	-
20: 7pm (7pm-8pm)	-	617	-	1	1,343	-	46	-	83	-	-	-
21: 8pm (8pm-9pm)	-	633	-	1	974	-	22	-	102	-	-	-
22: 9pm (9pm-10pm)	-	516	-	2	890	-	15	-	60	-	-	-
23: 10pm (10pm-11pm)	-	428	-	-	749	-	25	-	62	-	-	-
24: 11pm (11pm-12am)	-	429	-	1	592	-	15	-	73	-	-	-

**Day Type**

2: Weekend Day (Sa-Sa)

**TURNING MOVEMENT COUNTS**

Day Part	West Leg - Elm St - In			East Leg - Elm St - In			South Leg - Nepperhan Ave - In			North Leg - Nepperhan Ave - In		
	EB Left	EB Thru	EB Right	WB Left	WB Thru	WB Right	NB Left	NB Thru	NB Right	SB Left	SB Thru	SB Right
00: All Day (12am-12am)	2,946	1,086	308	1,912	-	760	-	12,255	765	1,197	16,335	-
01: 12am (12am-1am)	32	24	8	29	-	10	-	215	27	33	321	-
02: 1am (1am-2am)	40	9	8	20	-	11	-	147	11	16	210	-
03: 2am (2am-3am)	22	3	2	7	-	2	-	88	5	13	159	-
04: 3am (3am-4am)	16	7	1	7	-	3	-	72	6	9	122	-
05: 4am (4am-5am)	7	10	3	12	-	6	-	76	4	10	114	-
06: 5am (5am-6am)	16	10	4	26	-	10	-	110	12	13	120	-
07: 6am (6am-7am)	103	10	3	42	-	41	-	209	7	39	235	-
08: 7am (7am-8am)	104	59	10	49	-	33	-	352	14	31	386	-
09: 8am (8am-9am)	128	43	10	61	-	27	-	524	15	37	552	-
10: 9am (9am-10am)	117	61	13	95	-	42	-	620	30	40	674	-
11: 10am (10am-11am)	194	61	18	143	-	48	-	736	45	41	720	-
12: 11am (11am-12noon)	212	68	26	132	-	40	-	751	25	56	870	-
13: 12pm (12noon-1pm)	180	55	15	153	-	47	-	803	47	55	972	-
14: 1pm (1pm-2pm)	220	68	24	147	-	37	-	766	42	60	1,084	-
15: 2pm (2pm-3pm)	225	58	7	110	-	34	-	859	61	72	1,017	-
16: 3pm (3pm-4pm)	228	75	22	135	-	46	-	841	51	67	1,120	-
17: 4pm (4pm-5pm)	178	98	21	150	-	59	-	848	51	93	1,097	-
18: 5pm (5pm-6pm)	201	87	15	114	-	42	-	736	46	92	1,138	-
19: 6pm (6pm-7pm)	178	59	14	134	-	52	-	713	50	104	1,253	-
20: 7pm (7pm-8pm)	159	71	16	94	-	48	-	639	59	72	1,235	-
21: 8pm (8pm-9pm)	123	48	18	69	-	33	-	672	53	60	909	-
22: 9pm (9pm-10pm)	98	42	14	79	-	38	-	535	51	64	810	-
23: 10pm (10pm-11pm)	84	36	19	55	-	33	-	460	30	60	696	-
24: 11pm (11pm-12am)	81	23	18	49	-	19	-	483	24	61	520	-

**Day Type**

2: Saturday (Sa-Sa)

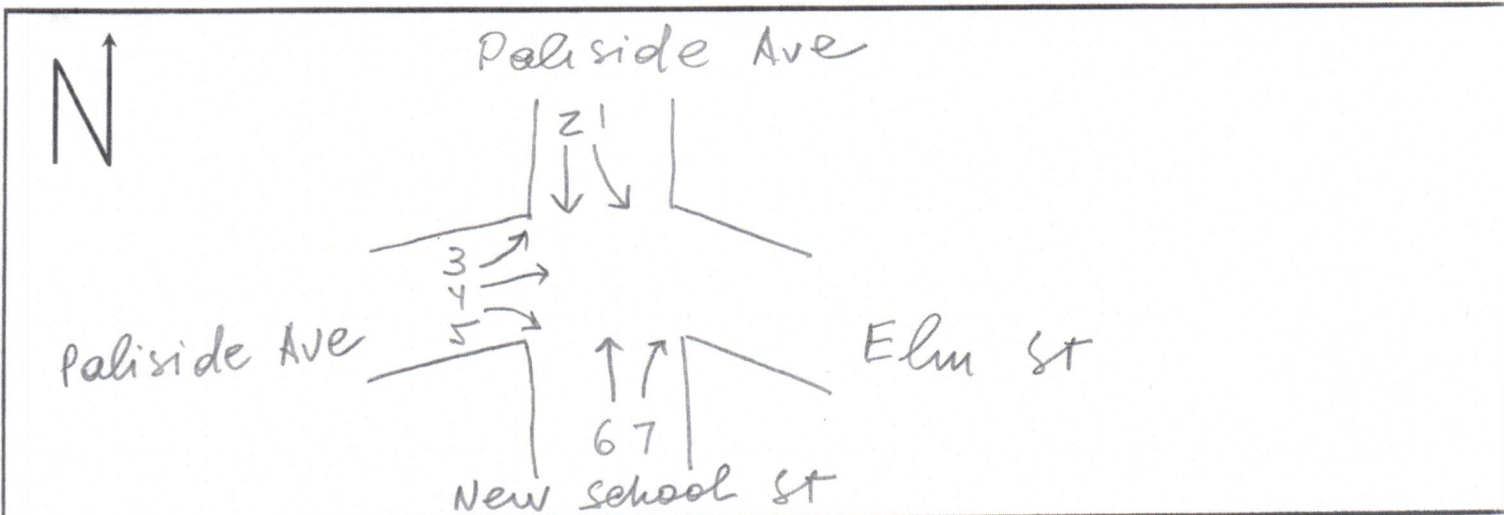
**TURNING MOVEMENT COUNTS**

Day Part	West Leg - Prospect St - In			East Leg - Prospect St - In			NB Left	NB Thru	NB Right	SB Left	SB Thru	SB Right
	EB Left	EB Thru	EB Right	WB Left	WB Thru	WB Right						
00: All Day (12am-12am)	198	1,455	635	861	1,579	1,291	-	-	-	-	-	-
01: 12am (12am-1am)	1	21	12	26	33	9	-	-	-	-	-	-
02: 1am (1am-2am)	-	18	2	16	15	3	-	-	-	-	-	-
03: 2am (2am-3am)	-	10	-	9	20	5	-	-	-	-	-	-
04: 3am (3am-4am)	-	5	-	8	11	2	-	-	-	-	-	-
05: 4am (4am-5am)	-	6	-	9	10	3	-	-	-	-	-	-
06: 5am (5am-6am)	2	13	6	14	18	6	-	-	-	-	-	-
07: 6am (6am-7am)	1	23	8	23	13	8	-	-	-	-	-	-
08: 7am (7am-8am)	5	34	19	16	25	22	-	-	-	-	-	-
09: 8am (8am-9am)	6	43	32	12	42	57	-	-	-	-	-	-
10: 9am (9am-10am)	6	94	35	32	54	67	-	-	-	-	-	-
11: 10am (10am-11am)	22	86	46	41	80	75	-	-	-	-	-	-
12: 11am (11am-12noon)	21	91	70	47	105	55	-	-	-	-	-	-
13: 12pm (12noon-1pm)	15	107	46	41	111	102	-	-	-	-	-	-
14: 1pm (1pm-2pm)	10	93	43	54	127	99	-	-	-	-	-	-
15: 2pm (2pm-3pm)	19	74	27	36	86	89	-	-	-	-	-	-
16: 3pm (3pm-4pm)	21	105	41	50	99	99	-	-	-	-	-	-
17: 4pm (4pm-5pm)	14	112	52	62	98	86	-	-	-	-	-	-
18: 5pm (5pm-6pm)	15	73	51	52	115	100	-	-	-	-	-	-
19: 6pm (6pm-7pm)	10	79	34	65	122	131	-	-	-	-	-	-
20: 7pm (7pm-8pm)	10	68	30	70	138	85	-	-	-	-	-	-
21: 8pm (8pm-9pm)	7	75	25	58	80	77	-	-	-	-	-	-
22: 9pm (9pm-10pm)	5	92	17	51	70	56	-	-	-	-	-	-
23: 10pm (10pm-11pm)	1	63	18	42	56	31	-	-	-	-	-	-
24: 11pm (11pm-12am)	5	69	22	27	51	24	-	-	-	-	-	-

# Turning Movement Classification

Location: # 18 - Paliside Ave & New School St & Elm St

Surveyors: \_\_\_\_\_ Date 14-Nov

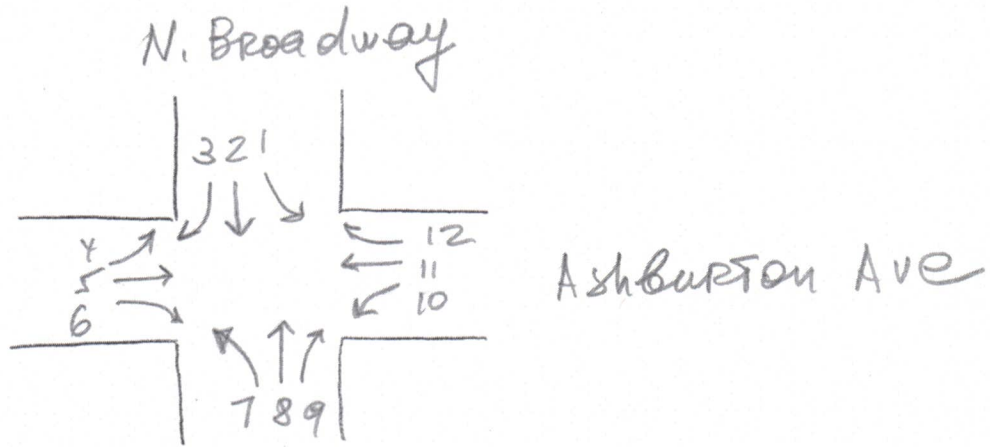


Start Time	1	2	3	4	5	6	7				
11:15	16	24	15	38	13	19	13				
11:30	14	26	17	36	12	19	21				
11:45	13	30	21	37	11	24	11				
12:00	13	30	22	37	10	24	9				
12:15	16	22	23	36	11	26	11				
12:30	17	26	31	31	13	30	17				
12:45	18	27	26	30	14	27	16				
1:00	19	17	31	31	9	23	11				
1:15	17	22	22	36	9	24	20				
1:30	18	20	21	34	8	26	11				
1:45	19	25	23	41	11	20	13				
2:00	11	25	20	40	11	23	11				
Start Time	1	2	3	4	5	6	7				

# Turning Movement Classification

Location: # 23 - North Broadway & Ashburton Ave

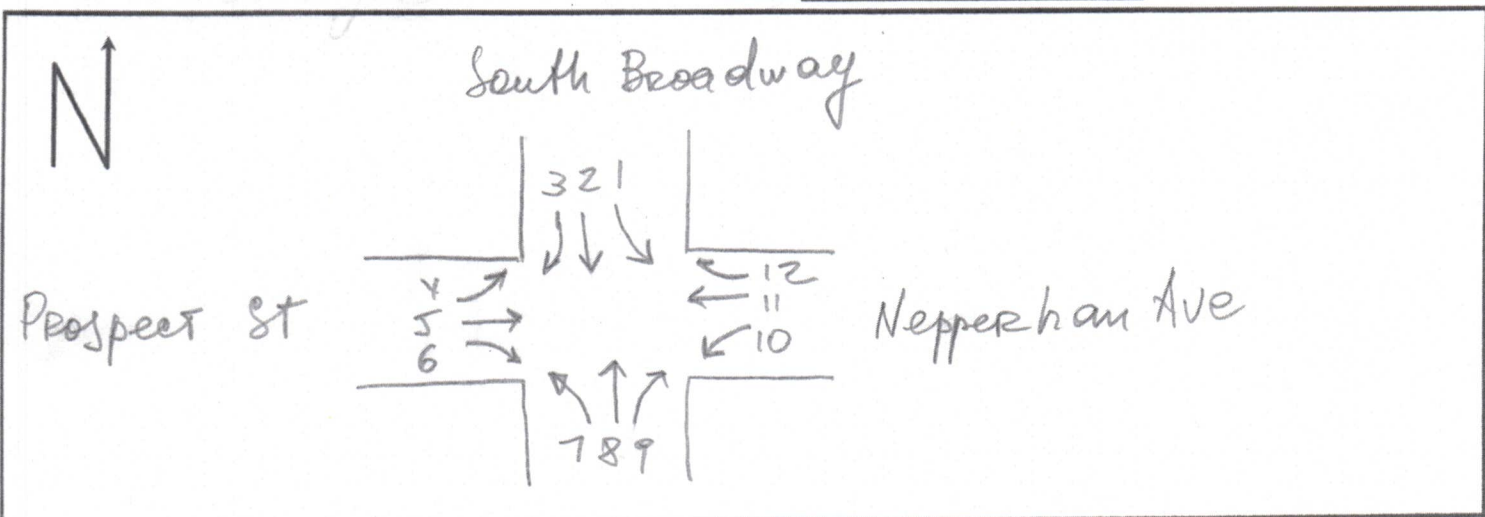
Surveyors: \_\_\_\_\_ Date 14-Nov 11/14-20



Time End	1	2	3	4	5	6	7	8	9	10	11	12
11:15	24	15	2	4	45	1	2	36	23	13	33	11
11:30	23	23	6	4	40	1	4	32	26	15	30	12
11:45	34	27	7	4	40	4	3	36	30	18	41	13
12:00	33	23	6	3	43	0	3	26	23	15	40	14
12:15	23	23	3	3	42	0	1	37	35	16	33	18
12:30	31	17	5	4	33	0	3	39	39	14	32	20
12:45	33	25	0	5	38	0	1	33	37	13	32	26
1:00	31	31	5	6	50	1	0	32	29	13	30	23
1:15	32	40	5	4	51	0	1	31	26	17	31	16
1:30	30	41	6	5	43	1	1	24	28	16	47	23
1:45	24	23	5	3	43	2	1	36	26	10	33	19
2:00	20	33	1	3	41	1	2	34	24	8	35	18
Time End	1	2	3	4	5	6	7	8	9	10	11	12

## Turning Movement Classification

Location: # 15 - South Broadway & Nepperhan Ave / Prospect st.  
 Surveyors: \_\_\_\_\_ Date 14-Nov



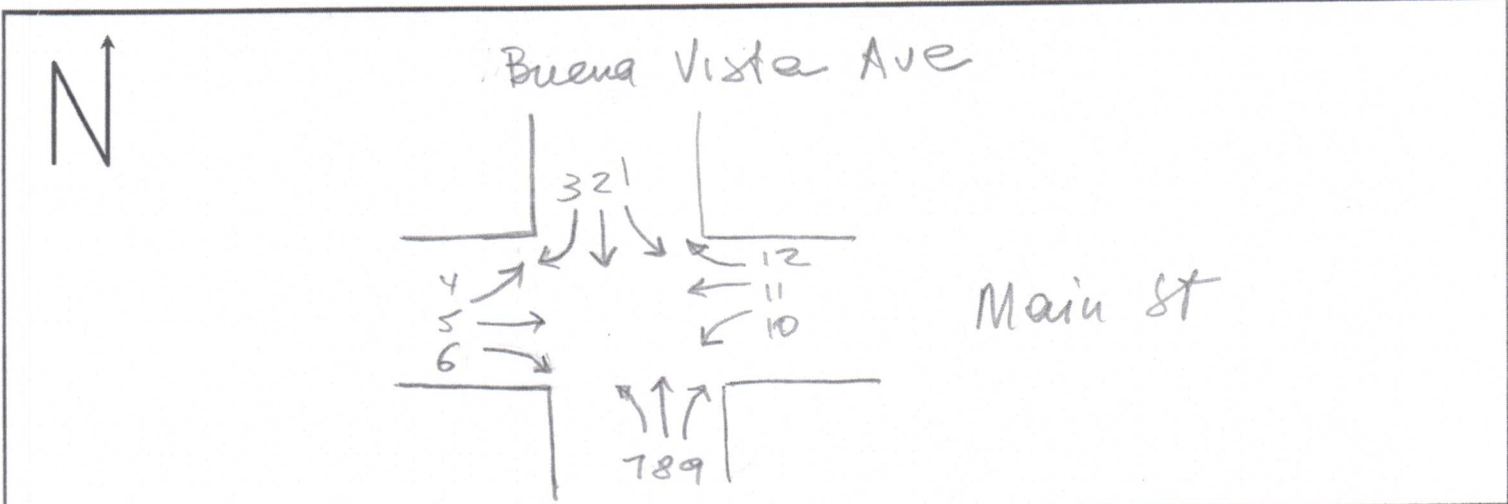
Time End	1	2	3	4	5	6	7	8	9	10	11	12
11:15	14	39	3	8	150	10	15	30	6	33	88	8
11:30	11	33	4	8	140	5	16	26	6	34	84	8
11:45	9	14	4	7	145	5	13	26	8	36	99	7
12:00	11	17	5	11	177	6	16	40	7	58	104	18
12:15	19	23	4	15	183	7	11	40	13	55		11
12:30	13	13	3	14	151	6	15	33	21	54	130	19
12:45	14	11	3	14	156	6	6	31	20	44	133	11
1:00	22	18	2	9	140	8	5	33	23	38	136	17
1:15	20	18	2	9	143	10	7	35	11	36	140	11
1:30	30	16	7	11	150	9	7	56	9	37	143	23
1:45	24	17	4	15	162	8	8	50	8	38	121	20
2:00	25	17	5	13	155	6	10	63	10	47	134	16
Time End	1	2	3	4	5	6	7	8	9	10	11	12

# Turning Movement Classification

Location: #1 Buena Vista Ave & Main St

Surveyors: \_\_\_\_\_

Date 14-Nov

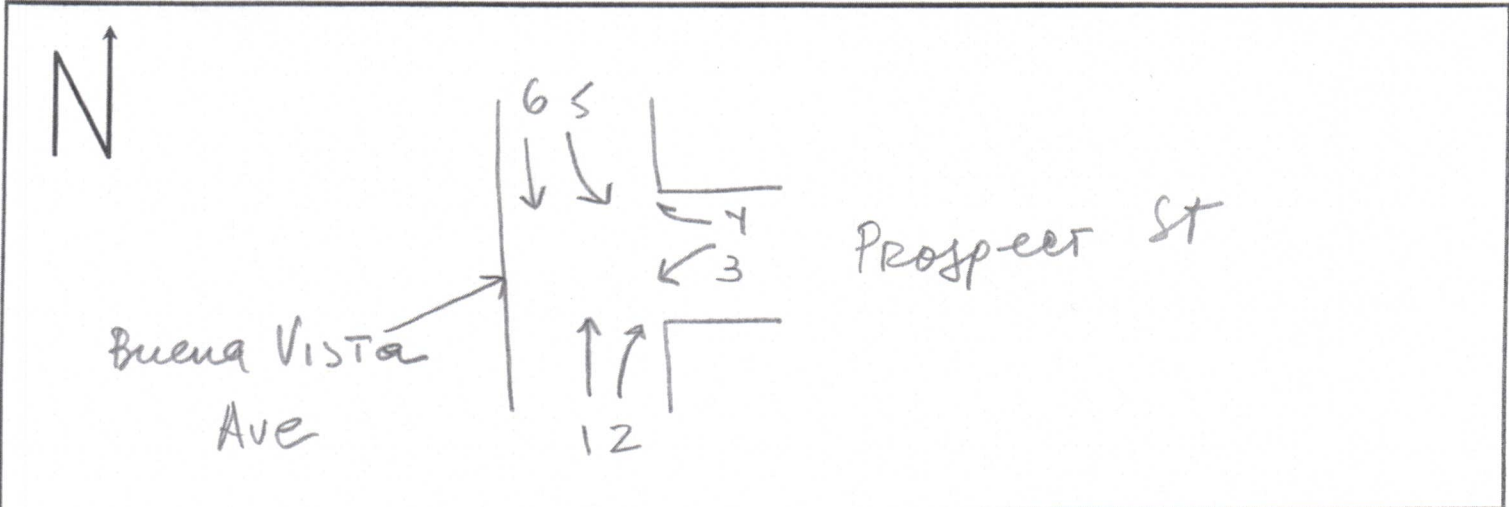


Start Time	1	2	3	4	5	6	7	8	9	10	11	12
11:15	4	15	2	0	9	16	6	18	6	8	8	8
11:30	6	14	4	0	11	11	7	19	6	5	8	8
11:45	10	14	4	4	17	19	11	16	7	6	10	7
12:00	5	16	1	4	9	10	18	23	8	11	10	7
12:15	6	18	1	0	9	10	16	20	8	7	13	6
12:30	5	17	1	1	16	16	13	16	5	7	11	14
12:45	5	17	2	1	16	22	13	17	6	7	12	11
1:00	4	21	2	2	13	18	13	18	8	8	11	10
1:15	4	16	1	1	11	17	14	17	6	9	8	10
1:30	3	15	2	3	11	11	11	16	5	8	8	10
1:45	5	11	1	0	10	11	9	11	7	7	11	8
2:00	4	10	3	1	9	10	10	13	7	6	13	9
Start Time	1	2	3	4	5	6	7	8	9	10	11	12



# Turning Movement Classification

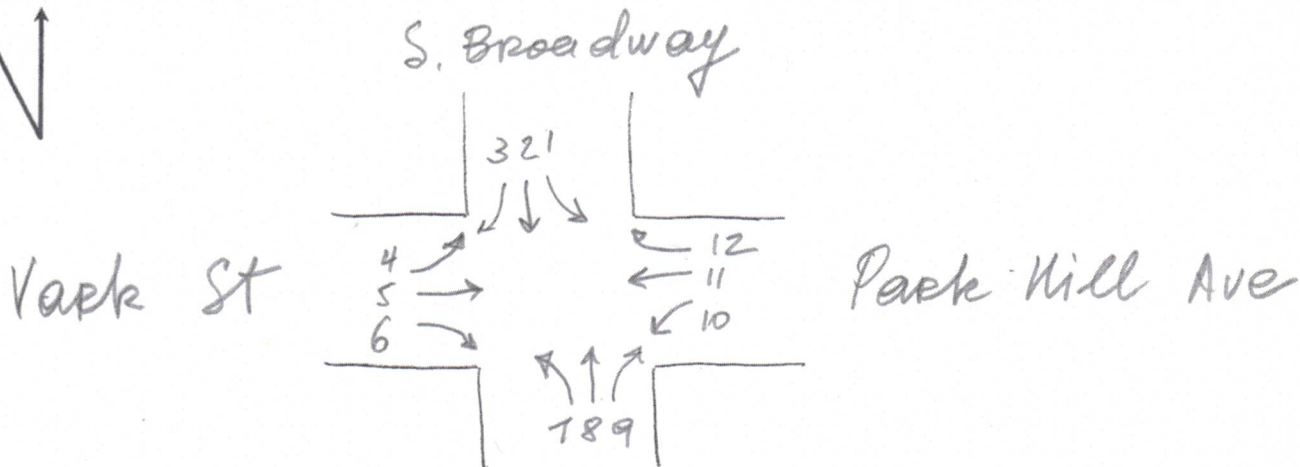
Location: # 3 - Buena Vista Ave & Prospect St  
 Surveyors: \_\_\_\_\_ Date 14-Nov



Start Time	1	2	3	4	5	6						
11:15	9	26	18	23	32	11						
11:30	8	19	9	22	42	14						
11:45	21	18	4	39	36	8						
12:00	22	18	6	30	37	8						
12:15	17	21	7	31	44	9						
12:30	9	19	11	23	41	11						
12:45	8	17	6	24	42	6						
1:00	13	17	4	25	40	7						
1:15	13	16	4	20	36	7						
1:30	11	15	6	18	39	6						
1:45	10	14	3	19	37	5						
2:00	9	13	4	17	31	4						
Start Time	1	2	3	4	5	6						

# Turning Movement Classification

Location: # 22 - South Broadway & Park St / Park Hill Ave  
 Surveyors: \_\_\_\_\_ Date 14-Nov



Start Time	1	2	3	4	5	6	7	8	9	10	11	12
11:15	5	56	5	7	24	23	0	43	11	8	8	5
11:30	6	41	11	6	20	20	1	42	7	15	7	5
11:45	6	41	11	6	20	23	1	43	11	11	7	6
12:00	7	41	13	8	18	21	1	52	17	12	10	6
12:15	8	37	16	9	23	17	3	53	16	6	11	6
12:30	7	37	15	11	17	19	2	60	17	7	13	7
12:45	8	41	16	13	16	19	1	61	18	8	11	8
1:00	9	55	11	13	18	18	2	50	17	11	13	5
1:15	7	40	13	14	22	27	1	48	11	10	10	5
1:30	7	46	7	6	17	21	0	43	10	19	12	5
1:45	6	47	7	7	11	21	2	50	13	13	11	4
2:00	5	48	8	7	17	21	1	46	10	7	17	7
Start Time	1	2	3	4	5	6	7	8	9	10	11	12

ATI - DATA MANAGEMENT SYSTEM  
60 MINUTES, 1 CHANNEL VEHICLE COUNT

REFERENCE: 22070000

LOCATION : NEPPERHAN AVE BET ELM AND WAVERLY ST

ATR # : 600132

COMMENTS : #1

FILENAME: 600132.DAT

WEEK OF MONDAY 11/09/20

CH1 : NB

HOUR BEGINS	Monday 9 CH1	Tuesday 10 CH1	Wednesday 11 CH1	Thursday 12 CH1	Friday 13 CH1	Saturday 14 CH1	Sunday 15 CH1	WEEKDAY AVERAGE CH1
12 AM	*	*	*	*	*	*	780	*
1	*	*	*	*	*	*	402	*
2	*	*	*	*	*	*	297	*
3	*	*	*	*	*	*	235	*
4	*	*	*	*	*	*	235	*
5	*	*	*	*	*	*	243	*
6	*	*	*	*	*	*	465	*
7	*	*	*	*	*	*	689	*
8	*	*	*	*	*	*	929	*
9	*	*	*	*	*	1012	965	*
10	*	*	*	*	*	1837	1048	*
11	*	*	*	*	*	2085	1651	*
12 PM	*	*	*	*	*	2014	1867	*
1	*	*	*	*	*	2185	1978	*
2	*	*	*	*	*	2238	1838	*
3	*	*	*	*	*	2223	1838	*
4	*	*	*	*	*	2063	1677	*
5	*	*	*	*	*	1935	1497	*
6	*	*	*	*	*	1748	1344	*
7	*	*	*	*	*	1511	1106	*
8	*	*	*	*	*	1363	1096	*
9	*	*	*	*	*	1321	828	*
10	*	*	*	*	*	1268	623	*
11	*	*	*	*	*	1084	443	*
TOTALS	*	*	*	*	*	25887	24074	*
% AVERAGE WEEKDAY	*	*	*	*	*			*
AM PK HR	*	*	*	*	*	11:00	11:00	*
VOLUME	*	*	*	*	*	2085	1651	*
PM PK HR	*	*	*	*	*	2:00	1:00	*
VOLUME	*	*	*	*	*	2238	1978	*

ATI - DATA MANAGEMENT SYSTEM  
60 MINUTES, 1 CHANNEL VEHICLE COUNT

REFERENCE: 22070000

LOCATION : NEPPERHAN AVE BET ELM AND WAVERLY ST

ATR # : 600132

COMMENTS : #1

FILENAME: 600132.DAT  
WEEK OF MONDAY 11/16/20

CH1 : NB

-----	-----	-----	-----	-----	-----	-----	-----	-----	-----
HOUR	Monday 16	Tuesday 17	Wednesday 18	Thursday 19	Friday 20	Saturday 21	Sunday 22	WEEKDAY	AVERAGE
BEGINS	CH1	CH1	CH1	CH1	CH1	CH1	CH1	CH1	CH1
-----	-----	-----	-----	-----	-----	-----	-----	-----	-----
12 AM	433	178	189	192	214	358	315	241	
1	252	116	120	137	138	245	231	153	
2	90	69	94	77	87	179	174	83	
3	88	81	93	68	91	157	114	84	
4	155	122	148	144	133	208	119	140	
5	395	564	346	338	441	305	148	417	
6	1336	940	726	802	1158	493	267	992	
7	1829	1171	1066	1828	1865	874	453	1552	
8	1956	1547	1410	2193	1597	787	516	1741	
9	1714	1813	1591	1686	1364	868	654	1634	
10	1306	1785	1792	1758	1475	979	758	1623	
11	1407	1999	1979	1609	1136	1064	309	1626	
12 PM	1487	1285	1970	1679	1174	1243	*	1519	
1	1250	1711	1887	1159	1162	1275	*	1434	
2	1280	2043	2289	1322	1252	1126	*	1637	
3	2846	2049	2292	1587	1416	1127	*	2038	
4	2766	2184	2525	1682	1419	1173	*	2115	
5	2926	2540	2159	1704	1298	1104	*	2125	
6	1490	1901	1782	1322	1163	937	*	1532	
7	937	1534	1252	990	986	823	*	1140	
8	600	1190	659	834	761	776	*	809	
9	492	772	544	673	688	682	*	634	
10	497	750	482	559	635	659	*	585	
11	328	505	334	442	541	478	*	430	
-----	-----	-----	-----	-----	-----	-----	-----	-----	-----
TOTALS	27860	28849	27729	24785	22194	17920	4058	26284	
-----	-----	-----	-----	-----	-----	-----	-----	-----	-----
% AVERAGE									
WEEKDAY	106.0	109.8	105.5	94.3	84.4				
-----	-----	-----	-----	-----	-----	-----	-----	-----	-----
AM PK HR	8:00	11:00	11:00	8:00	7:00	11:00	10:00	8:00	
VOLUME	1956	1999	1979	2193	1865	1064	758	1741	
-----	-----	-----	-----	-----	-----	-----	-----	-----	-----
PM PK HR	5:00	5:00	4:00	5:00	4:00	1:00	*	5:00	
VOLUME	2926	2540	2525	1704	1419	1275	*	2125	

ATI - DATA MANAGEMENT SYSTEM  
60 MINUTES, 1 CHANNEL VEHICLE COUNT

REFERENCE: 66070000

LOCATION : NEPPERHAN AVE BET ELM AND WAVERLY ST

ATR # : 202060

COMMENTS : #1

FILENAME: 202060.DAT

WEEK OF MONDAY 11/09/20

CH1 : SB

HOUR BEGINS	Monday 9 CH1	Tuesday 10 CH1	Wednesday 11 CH1	Thursday 12 CH1	Friday 13 CH1	Saturday 14 CH1	Sunday 15 CH1	WEEKDAY AVERAGE CH1
12 AM	*	*	*	*	*	*	477	*
1	*	*	*	*	*	*	312	*
2	*	*	*	*	*	*	259	*
3	*	*	*	*	*	*	161	*
4	*	*	*	*	*	*	128	*
5	*	*	*	*	*	*	164	*
6	*	*	*	*	*	*	263	*
7	*	*	*	*	*	*	427	*
8	*	*	*	*	*	*	560	*
9	*	*	*	*	*	657	676	*
10	*	*	*	*	*	1105	905	*
11	*	*	*	*	*	1157	971	*
12 PM	*	*	*	*	*	1299	1124	*
1	*	*	*	*	*	1363	1202	*
2	*	*	*	*	*	1476	1188	*
3	*	*	*	*	*	1479	1258	*
4	*	*	*	*	*	1506	1192	*
5	*	*	*	*	*	1336	1124	*
6	*	*	*	*	*	1315	1043	*
7	*	*	*	*	*	1107	910	*
8	*	*	*	*	*	998	798	*
9	*	*	*	*	*	873	628	*
10	*	*	*	*	*	886	579	*
11	*	*	*	*	*	716	410	*
TOTALS	*	*	*	*	*	17273	16759	*
% AVERAGE WEEKDAY	*	*	*	*	*			*
AM PK HR	*	*	*	*	*	11:00	11:00	*
VOLUME	*	*	*	*	*	1157	971	*
PM PK HR	*	*	*	*	*	4:00	3:00	*
VOLUME	*	*	*	*	*	1506	1258	*

ATI - DATA MANAGEMENT SYSTEM  
60 MINUTES, 1 CHANNEL VEHICLE COUNT

REFERENCE: 66070000

LOCATION : NEPPERHAN AVE BET ELM AND WAVERLY ST

ATR # : 202060

COMMENTS : #1

FILENAME: 202060.DAT  
WEEK OF MONDAY 11/16/20

CH1 : SB

-----	-----	-----	-----	-----	-----	-----	-----	-----	-----
HOUR	Monday 16	Tuesday 17	Wednesday 18	Thursday 19	Friday 20	Saturday 21	Sunday 22	WEEKDAY AVERAGE	
BEGINS	CH1	CH1	CH1	CH1	CH1	CH1	CH1	CH1	CH1
-----	-----	-----	-----	-----	-----	-----	-----	-----	-----
12 AM	256	246	282	288	310	457	473	276	
1	174	143	167	172	193	312	292	170	
2	121	118	103	113	126	231	246	116	
3	111	102	90	79	109	179	163	98	
4	154	158	137	160	144	145	163	151	
5	376	394	271	303	286	191	147	326	
6	902	928	829	899	832	393	309	878	
7	1315	1431	1324	1341	1282	629	452	1339	
8	1536	1691	1543	1593	1483	783	656	1569	
9	1348	1442	1329	1326	1451	985	570	1379	
10	1179	1112	1177	1166	1237	1107	821	1174	
11	1249	1206	1212	1249	1337	1252	340	1251	
12 PM	1286	1259	1376	1363	1246	1249	*	1306	
1	1368	1464	1377	1435	1351	1381	*	1399	
2	1456	1430	1421	1454	1479	1447	*	1448	
3	1543	1530	1345	1595	1552	1526	*	1513	
4	1669	1634	1568	1652	1749	1473	*	1654	
5	1565	1549	1479	1556	1663	1510	*	1562	
6	1374	1347	1432	1477	1571	1404	*	1440	
7	1118	1092	1162	1148	1356	1193	*	1175	
8	891	857	887	938	1121	1008	*	939	
9	708	743	733	764	974	874	*	784	
10	630	616	601	610	834	878	*	658	
11	429	460	436	486	666	704	*	495	
-----	-----	-----	-----	-----	-----	-----	-----	-----	-----
TOTALS	22758	22952	22281	23167	24352	21311	4632	23100	
-----	-----	-----	-----	-----	-----	-----	-----	-----	-----
% AVERAGE									
WEEKDAY	98.5	99.4	96.5	100.3	105.4				
-----	-----	-----	-----	-----	-----	-----	-----	-----	-----
AM PK HR	8:00	8:00	8:00	8:00	8:00	11:00	10:00	8:00	
VOLUME	1536	1691	1543	1593	1483	1252	821	1569	
-----	-----	-----	-----	-----	-----	-----	-----	-----	-----
PM PK HR	4:00	4:00	4:00	4:00	4:00	3:00	*	4:00	
VOLUME	1669	1634	1568	1652	1749	1526	*	1654	

ATI - DATA MANAGEMENT SYSTEM  
60 MINUTES, 1 CHANNEL VEHICLE COUNT

REFERENCE: 77030000

LOCATION : BUENA VISTA BET HUDSON & MAIN ST

ATR # : 201046

COMMENTS : #2

FILENAME: 201046.DAT

WEEK OF MONDAY 11/09/20

CH1 : NB

-----	-----	-----	-----	-----	-----	-----	-----	-----	-----
HOUR	Monday 9	Tuesday 10	Wednesday 11	Thursday 12	Friday 13	Saturday 14	Sunday 15	WEEKDAY AVERAGE	
BEGINS	CH1	CH1	CH1	CH1	CH1	CH1	CH1	CH1	CH1
-----	-----	-----	-----	-----	-----	-----	-----	-----	-----
12 AM	*	*	*	*	*	*	54	*	*
1	*	*	*	*	*	*	40	*	*
2	*	*	*	*	*	*	22	*	*
3	*	*	*	*	*	*	28	*	*
4	*	*	*	*	*	*	20	*	*
5	*	*	*	*	*	*	22	*	*
6	*	*	*	*	*	*	37	*	*
7	*	*	*	*	*	*	73	*	*
8	*	*	*	*	*	*	84	*	*
9	*	*	*	*	*	29	99	*	*
10	*	*	*	*	*	115	124	*	*
11	*	*	*	*	*	130	142	*	*
12 PM	*	*	*	*	*	179	122	*	*
1	*	*	*	*	*	211	144	*	*
2	*	*	*	*	*	196	151	*	*
3	*	*	*	*	*	206	153	*	*
4	*	*	*	*	*	204	151	*	*
5	*	*	*	*	*	171	138	*	*
6	*	*	*	*	*	190	112	*	*
7	*	*	*	*	*	165	116	*	*
8	*	*	*	*	*	137	110	*	*
9	*	*	*	*	*	126	102	*	*
10	*	*	*	*	*	116	72	*	*
11	*	*	*	*	*	94	63	*	*
-----	-----	-----	-----	-----	-----	-----	-----	-----	-----
TOTALS	*	*	*	*	*	2269	2179	*	*
% AVERAGE									
WEEKDAY	*	*	*	*	*				
AM PK HR	*	*	*	*	*	11:00	11:00	*	*
VOLUME	*	*	*	*	*	130	142	*	*
PM PK HR	*	*	*	*	*	1:00	3:00	*	*
VOLUME	*	*	*	*	*	211	153	*	*

ATI - DATA MANAGEMENT SYSTEM  
60 MINUTES, 1 CHANNEL VEHICLE COUNT

REFERENCE: 77030000

LOCATION : BUENA VISTA BET HUDSON & MAIN ST

ATR # : 201046

COMMENTS : #2

FILENAME: 201046.DAT

WEEK OF MONDAY 11/16/20

CH1 : NB

HOUR BEGINS	Monday 16 CH1	Tuesday 17 CH1	Wednesday 18 CH1	Thursday 19 CH1	Friday 20 CH1	Saturday 21 CH1	Sunday 22 CH1	WEEKDAY AVERAGE CH1
12 AM	34	41	45	33	40	58	74	39
1	20	22	20	26	27	33	41	23
2	17	12	10	23	15	35	31	15
3	9	6	10	3	9	13	23	7
4	9	6	8	6	13	8	16	8
5	27	27	30	28	24	22	16	27
6	111	114	120	107	123	44	23	115
7	142	142	129	144	120	68	40	135
8	173	145	171	169	164	76	54	164
9	146	144	144	138	134	101	52	141
10	160	123	146	151	146	161	85	145
11	145	147	142	153	180	153	59	153
12 PM	185	167	170	164	176	184	*	172
1	189	193	134	179	201	203	*	179
2	175	178	132	165	216	160	*	173
3	175	211	155	202	189	179	*	186
4	198	211	211	206	257	184	*	217
5	231	201	217	241	227	163	*	223
6	217	234	228	200	196	200	*	215
7	180	191	169	186	195	181	*	184
8	107	133	135	154	182	140	*	142
9	119	121	110	110	168	128	*	126
10	78	79	93	71	100	111	*	84
11	58	68	57	63	110	99	*	71
TOTALS	2905	2916	2786	2922	3212	2704	514	2944
% AVERAGE WEEKDAY	98.7	99.0	94.6	99.3	109.1			
AM PK HR VOLUME	8:00 173	11:00 147	8:00 171	8:00 169	11:00 180	10:00 161	10:00 85	8:00 164
PM PK HR VOLUME	5:00 231	6:00 234	6:00 228	5:00 241	4:00 257	1:00 203	* *	5:00 223



ATI - DATA MANAGEMENT SYSTEM  
60 MINUTES, 1 CHANNEL VEHICLE COUNT

REFERENCE: 66080000

LOCATION : BUENA VISTA BET HUDSON & MAIN ST

ATR # : 400500

COMMENTS : #2

FILENAME: 400500.DAT

WEEK OF MONDAY 11/09/20

CH1 : SB

HOUR BEGINS	Monday 9 CH1	Tuesday 10 CH1	Wednesday 11 CH1	Thursday 12 CH1	Friday 13 CH1	Saturday 14 CH1	Sunday 15 CH1	WEEKDAY AVERAGE CH1
12 AM	*	*	*	*	*	*	68	*
1	*	*	*	*	*	*	46	*
2	*	*	*	*	*	*	30	*
3	*	*	*	*	*	*	34	*
4	*	*	*	*	*	*	21	*
5	*	*	*	*	*	*	24	*
6	*	*	*	*	*	*	37	*
7	*	*	*	*	*	*	57	*
8	*	*	*	*	*	*	85	*
9	*	*	*	*	*	41	107	*
10	*	*	*	*	*	191	139	*
11	*	*	*	*	*	196	135	*
12 PM	*	*	*	*	*	208	175	*
1	*	*	*	*	*	240	213	*
2	*	*	*	*	*	254	170	*
3	*	*	*	*	*	226	181	*
4	*	*	*	*	*	228	159	*
5	*	*	*	*	*	209	153	*
6	*	*	*	*	*	226	118	*
7	*	*	*	*	*	168	124	*
8	*	*	*	*	*	150	112	*
9	*	*	*	*	*	146	89	*
10	*	*	*	*	*	125	84	*
11	*	*	*	*	*	105	52	*
TOTALS	*	*	*	*	*	2713	2413	*
% AVERAGE WEEKDAY	*	*	*	*	*			*
AM PK HR	*	*	*	*	*	11:00	10:00	*
VOLUME	*	*	*	*	*	196	139	*
PM PK HR	*	*	*	*	*	2:00	1:00	*
VOLUME	*	*	*	*	*	254	213	*

ATI - DATA MANAGEMENT SYSTEM  
60 MINUTES, 1 CHANNEL VEHICLE COUNT

REFERENCE: 66080000

LOCATION : BUENA VISTA BET HUDSON & MAIN ST

ATR # : 400500

COMMENTS : #2

FILENAME: 400500.DAT

WEEK OF MONDAY 11/16/20

CH1 : SB

HOUR BEGINS	Monday 16 CH1	Tuesday 17 CH1	Wednesday 18 CH1	Thursday 19 CH1	Friday 20 CH1	Saturday 21 CH1	Sunday 22 CH1	WEEKDAY AVERAGE CH1
12 AM	31	28	34	27	33	70	66	31
1	29	23	21	27	24	35	38	25
2	16	11	26	5	8	26	36	13
3	14	4	11	12	15	17	23	11
4	17	10	11	13	15	16	22	13
5	52	40	52	43	45	30	20	46
6	143	127	142	149	128	73	54	138
7	273	265	242	242	231	92	53	251
8	310	246	227	269	243	151	89	259
9	244	229	201	204	203	173	99	216
10	273	211	240	245	288	224	137	251
11	300	251	244	239	251	206	71	257
12 PM	288	229	245	238	218	242	*	244
1	295	267	233	250	261	274	*	261
2	283	268	335	270	341	243	*	299
3	348	326	302	336	346	234	*	332
4	304	314	312	303	362	216	*	319
5	302	280	281	281	290	215	*	287
6	236	247	275	230	254	194	*	248
7	189	163	176	190	183	175	*	180
8	112	125	133	134	166	196	*	134
9	153	85	106	101	157	151	*	120
10	83	87	71	88	99	139	*	86
11	67	58	65	62	98	87	*	70
TOTALS	4362	3894	3985	3958	4259	3479	708	4091
% AVERAGE WEEKDAY	106.6	95.2	97.4	96.7	104.1			
AM PK HR	8:00	7:00	11:00	8:00	10:00	10:00	10:00	8:00
VOLUME	310	265	244	269	288	224	137	259
PM PK HR	3:00	3:00	2:00	3:00	4:00	1:00	*	3:00
VOLUME	348	326	335	336	362	274	*	332

ATI - DATA MANAGEMENT SYSTEM  
60 MINUTES, 1 CHANNEL VEHICLE COUNT

REFERENCE: 66170000

LOCATION : MAIN ST BET RIVERDALE & BROADWAY

ATR # : 700016

COMMENTS : #3

FILENAME: 700016.DAT

WEEK OF MONDAY 11/09/20

CH1 : WB

HOUR BEGINS	Monday 9 CH1	Tuesday 10 CH1	Wednesday 11 CH1	Thursday 12 CH1	Friday 13 CH1	Saturday 14 CH1	Sunday 15 CH1	WEEKDAY AVERAGE CH1
12 AM	*	*	*	*	*	*	90	*
1	*	*	*	*	*	*	51	*
2	*	*	*	*	*	*	32	*
3	*	*	*	*	*	*	27	*
4	*	*	*	*	*	*	22	*
5	*	*	*	*	*	*	13	*
6	*	*	*	*	*	*	49	*
7	*	*	*	*	*	*	58	*
8	*	*	*	*	*	*	122	*
9	*	*	*	*	*	120	191	*
10	*	*	*	*	*	323	275	*
11	*	*	*	*	*	457	281	*
12 PM	*	*	*	*	*	465	248	*
1	*	*	*	*	*	584	344	*
2	*	*	*	*	*	524	337	*
3	*	*	*	*	*	507	253	*
4	*	*	*	*	*	366	300	*
5	*	*	*	*	*	292	251	*
6	*	*	*	*	*	304	217	*
7	*	*	*	*	*	222	199	*
8	*	*	*	*	*	356	167	*
9	*	*	*	*	*	324	110	*
10	*	*	*	*	*	154	78	*
11	*	*	*	*	*	112	57	*
TOTALS	*	*	*	*	*	5110	3772	*
% AVERAGE WEEKDAY	*	*	*	*	*			*
AM PK HR	*	*	*	*	*	11:00	11:00	*
VOLUME	*	*	*	*	*	457	281	*
PM PK HR	*	*	*	*	*	1:00	1:00	*
VOLUME	*	*	*	*	*	584	344	*

ATI - DATA MANAGEMENT SYSTEM  
60 MINUTES, 1 CHANNEL VEHICLE COUNT

REFERENCE: 66170000

LOCATION : MAIN ST BET RIVERDALE & BROADWAY

ATR # : 700016

COMMENTS : #3

FILENAME: 700016.DAT

WEEK OF MONDAY 11/16/20

CH1 : WB

HOUR BEGINS	Monday 16 CH1	Tuesday 17 CH1	Wednesday 18 CH1	Thursday 19 CH1	Friday 20 CH1	Saturday 21 CH1	Sunday 22 CH1	WEEKDAY AVERAGE CH1
12 AM	46	44	52	45	61	54	63	50
1	35	19	34	28	25	50	56	28
2	16	8	20	9	18	40	41	14
3	25	12	23	29	31	27	30	24
4	24	23	23	16	21	28	23	21
5	75	60	47	61	50	23	14	59
6	148	130	124	142	154	73	55	140
7	181	207	199	212	212	109	96	202
8	244	228	255	257	256	170	149	248
9	275	277	238	251	315	260	167	271
10	339	269	302	249	309	298	227	294
11	475	338	322	324	371	347	104	366
12 PM	421	306	394	374	437	406	*	386
1	467	364	332	360	375	421	*	380
2	373	324	323	330	363	395	*	343
3	343	317	291	360	437	377	*	350
4	362	297	319	422	397	333	*	359
5	365	341	329	299	325	266	*	332
6	292	262	284	333	340	296	*	302
7	221	218	233	255	287	281	*	243
8	172	166	171	198	229	203	*	187
9	124	116	159	143	208	149	*	150
10	115	75	92	101	159	135	*	108
11	65	58	71	55	92	120	*	68
TOTALS	5203	4459	4637	4853	5472	4861	1025	4925
% AVERAGE WEEKDAY	105.6	90.5	94.2	98.5	111.1			
AM PK HR	11:00	11:00	11:00	11:00	11:00	11:00	10:00	11:00
VOLUME	475	338	322	324	371	347	227	366
PM PK HR	1:00	1:00	12:00	4:00	12:00	1:00	*	12:00
VOLUME	467	364	394	422	437	421	*	386

ATI - DATA MANAGEMENT SYSTEM  
60 MINUTES, 1 CHANNEL VEHICLE COUNT

REFERENCE: 66130000  
LOCATION : YONKERS AVE E/O CURRANS LANE  
ATR # : 200870  
COMMENTS : #4

FILENAME: 200870.DAT  
WEEK OF MONDAY 11/09/20

CH1 : EB

HOUR BEGINS	Monday 9 CH1	Tuesday 10 CH1	Wednesday 11 CH1	Thursday 12 CH1	Friday 13 CH1	Saturday 14 CH1	Sunday 15 CH1	WEEKDAY AVERAGE CH1
12 AM	*	*	*	*	*	*	361	*
1	*	*	*	*	*	*	244	*
2	*	*	*	*	*	*	179	*
3	*	*	*	*	*	*	128	*
4	*	*	*	*	*	*	115	*
5	*	*	*	*	*	*	167	*
6	*	*	*	*	*	*	300	*
7	*	*	*	*	*	*	473	*
8	*	*	*	*	*	*	599	*
9	*	*	*	*	*	738	624	*
10	*	*	*	*	*	1050	858	*
11	*	*	*	*	*	1099	977	*
12 PM	*	*	*	*	*	1127	1014	*
1	*	*	*	*	*	1238	1090	*
2	*	*	*	*	*	1236	1044	*
3	*	*	*	*	*	1054	1053	*
4	*	*	*	*	*	1169	915	*
5	*	*	*	*	*	1039	844	*
6	*	*	*	*	*	1050	758	*
7	*	*	*	*	*	884	657	*
8	*	*	*	*	*	737	581	*
9	*	*	*	*	*	735	454	*
10	*	*	*	*	*	618	458	*
11	*	*	*	*	*	566	288	*
TOTALS	*	*	*	*	*	14340	14181	*
% AVERAGE WEEKDAY	*	*	*	*	*			*
AM PK HR	*	*	*	*	*	11:00	11:00	*
VOLUME	*	*	*	*	*	1099	977	*
PM PK HR	*	*	*	*	*	1:00	1:00	*
VOLUME	*	*	*	*	*	1238	1090	*

ATI - DATA MANAGEMENT SYSTEM  
60 MINUTES, 1 CHANNEL VEHICLE COUNT

REFERENCE: 66130000

LOCATION : YONKERS AVE E/O CURRANS LANE

ATR # : 200870

COMMENTS : #4

FILENAME: 200870.DAT

WEEK OF MONDAY 11/16/20

CH1 : EB

HOUR BEGINS	Monday 16 CH1	Tuesday 17 CH1	Wednesday 18 CH1	Thursday 19 CH1	Friday 20 CH1	Saturday 21 CH1	Sunday 22 CH1	WEEKDAY AVERAGE CH1
12 AM	202	175	189	195	223	333	347	197
1	133	116	108	131	141	248	253	126
2	76	83	91	88	91	194	188	86
3	97	87	100	75	106	120	145	93
4	141	140	145	133	149	161	124	142
5	400	421	379	383	408	211	195	398
6	887	875	867	871	852	497	322	870
7	1416	1371	1277	1340	1357	830	520	1352
8	1205	1201	1120	1256	1225	866	591	1201
9	990	989	1002	955	994	818	679	986
10	980	1007	1006	974	1111	956	889	1016
11	1038	1087	1103	1043	1066	1126	227	1067
12 PM	1102	1087	1106	1081	1228	1163	*	1121
1	1190	1202	1189	1095	1173	1237	*	1170
2	1277	1353	1350	1298	1135	1153	*	1283
3	1485	1508	1389	1493	1406	1269	*	1456
4	1474	1495	1429	1512	1526	1281	*	1487
5	1432	1411	1281	1347	1415	1148	*	1377
6	1062	1040	1148	1075	1120	960	*	1089
7	905	846	925	889	984	854	*	910
8	634	690	673	743	789	772	*	706
9	490	482	555	551	665	688	*	549
10	490	475	504	477	621	692	*	513
11	329	342	342	359	496	483	*	374
TOTALS	19435	19483	19278	19364	20281	18060	4480	19569
% AVERAGE WEEKDAY	99.3	99.6	98.5	99.0	103.6			
AM PK HR	7:00	7:00	7:00	7:00	7:00	11:00	10:00	7:00
VOLUME	1416	1371	1277	1340	1357	1126	889	1352
PM PK HR	3:00	3:00	4:00	4:00	4:00	4:00	*	4:00
VOLUME	1485	1508	1429	1512	1526	1281	*	1487

ATI - DATA MANAGEMENT SYSTEM  
60 MINUTES, 1 CHANNEL VEHICLE COUNT

REFERENCE: 66160000  
LOCATION : YONKERS AVE E/O CURRANS LANE  
ATR # : 201072  
COMMENTS : #4

FILENAME: 201072.DAT  
WEEK OF MONDAY 11/09/20

CH1 : WB

HOUR BEGINS	Monday 9 CH1	Tuesday 10 CH1	Wednesday 11 CH1	Thursday 12 CH1	Friday 13 CH1	Saturday 14 CH1	Sunday 15 CH1	WEEKDAY AVERAGE CH1
12 AM	*	*	*	*	*	*	424	*
1	*	*	*	*	*	*	288	*
2	*	*	*	*	*	*	228	*
3	*	*	*	*	*	*	130	*
4	*	*	*	*	*	*	108	*
5	*	*	*	*	*	*	143	*
6	*	*	*	*	*	*	222	*
7	*	*	*	*	*	*	387	*
8	*	*	*	*	*	*	428	*
9	*	*	*	*	*	738	506	*
10	*	*	*	*	*	798	691	*
11	*	*	*	*	*	874	740	*
12 PM	*	*	*	*	*	1017	843	*
1	*	*	*	*	*	1005	904	*
2	*	*	*	*	*	1128	991	*
3	*	*	*	*	*	1154	1066	*
4	*	*	*	*	*	1238	981	*
5	*	*	*	*	*	1203	968	*
6	*	*	*	*	*	993	914	*
7	*	*	*	*	*	961	743	*
8	*	*	*	*	*	844	706	*
9	*	*	*	*	*	751	577	*
10	*	*	*	*	*	760	549	*
11	*	*	*	*	*	668	379	*
TOTALS	*	*	*	*	*	14132	13916	*
% AVERAGE WEEKDAY	*	*	*	*	*			*
AM PK HR	*	*	*	*	*	11:00	11:00	*
VOLUME	*	*	*	*	*	874	740	*
PM PK HR	*	*	*	*	*	4:00	3:00	*
VOLUME	*	*	*	*	*	1238	1066	*

ATI - DATA MANAGEMENT SYSTEM  
60 MINUTES, 1 CHANNEL VEHICLE COUNT

REFERENCE: 66160000

LOCATION : YONKERS AVE E/O CURRANS LANE

ATR # : 201072

COMMENTS : #4

FILENAME: 201072.DAT

WEEK OF MONDAY 11/16/20

CH1 : WB

HOUR BEGINS	Monday 16 CH1	Tuesday 17 CH1	Wednesday 18 CH1	Thursday 19 CH1	Friday 20 CH1	Saturday 21 CH1	Sunday 22 CH1	WEEKDAY AVERAGE CH1
12 AM	230	223	244	265	278	392	422	248
1	140	108	136	136	153	239	240	135
2	93	104	65	84	96	211	204	88
3	94	72	70	67	79	125	140	76
4	117	143	112	109	112	130	150	119
5	314	368	234	248	254	175	143	284
6	736	805	703	709	690	333	253	729
7	1153	1285	1120	1143	1048	496	391	1150
8	1248	1382	1224	1300	1199	638	529	1271
9	1011	1201	1059	1067	1075	752	516	1083
10	920	863	955	917	901	828	633	911
11	932	913	937	959	1030	880	181	954
12 PM	966	1013	1024	1021	905	936	*	986
1	1038	1064	1033	983	944	1046	*	1012
2	1109	1129	1068	1132	1082	1095	*	1104
3	1162	1245	1061	1218	1187	1170	*	1175
4	1322	1318	1192	1256	1301	1170	*	1278
5	1250	1307	1193	1316	1317	1201	*	1277
6	1105	1119	1179	1227	1335	1143	*	1193
7	960	954	1025	984	1142	1002	*	1013
8	759	766	810	827	934	871	*	819
9	636	671	684	679	872	734	*	708
10	598	554	604	543	675	757	*	595
11	377	407	393	428	564	598	*	434
TOTALS	18270	19014	18125	18618	19173	16922	3802	18642
% AVERAGE WEEKDAY	98.0	102.0	97.2	99.9	102.8			
AM PK HR	8:00	8:00	8:00	8:00	8:00	11:00	10:00	8:00
VOLUME	1248	1382	1224	1300	1199	880	633	1271
PM PK HR	4:00	4:00	5:00	5:00	6:00	5:00	*	4:00
VOLUME	1322	1318	1193	1316	1335	1201	*	1278



ATI - DATA MANAGEMENT SYSTEM  
60 MINUTES, 1 CHANNEL VEHICLE COUNT

REFERENCE: 66140000

LOCATION : WARBURTON AVE BET WELLS & MANOR HOUSE

ATR # : 201416

COMMENTS : #5

FILENAME: 201416.DAT

WEEK OF MONDAY 11/09/20

CH1 : NB

HOUR BEGINS	Monday 9 CH1	Tuesday 10 CH1	Wednesday 11 CH1	Thursday 12 CH1	Friday 13 CH1	Saturday 14 CH1	Sunday 15 CH1	WEEKDAY AVERAGE CH1
12 AM	*	*	*	*	*	*	53	*
1	*	*	*	*	*	*	29	*
2	*	*	*	*	*	*	23	*
3	*	*	*	*	*	*	18	*
4	*	*	*	*	*	*	10	*
5	*	*	*	*	*	*	22	*
6	*	*	*	*	*	*	32	*
7	*	*	*	*	*	*	40	*
8	*	*	*	*	*	*	66	*
9	*	*	*	*	*	14	71	*
10	*	*	*	*	*	122	100	*
11	*	*	*	*	*	145	106	*
12 PM	*	*	*	*	*	150	132	*
1	*	*	*	*	*	140	135	*
2	*	*	*	*	*	160	131	*
3	*	*	*	*	*	161	128	*
4	*	*	*	*	*	236	127	*
5	*	*	*	*	*	170	124	*
6	*	*	*	*	*	157	113	*
7	*	*	*	*	*	137	89	*
8	*	*	*	*	*	130	96	*
9	*	*	*	*	*	125	63	*
10	*	*	*	*	*	92	45	*
11	*	*	*	*	*	61	57	*
TOTALS	*	*	*	*	*	2000	1810	*
% AVERAGE WEEKDAY	*	*	*	*	*			*
AM PK HR	*	*	*	*	*	11:00	11:00	*
VOLUME	*	*	*	*	*	145	106	*
PM PK HR	*	*	*	*	*	4:00	1:00	*
VOLUME	*	*	*	*	*	236	135	*

ATI - DATA MANAGEMENT SYSTEM  
60 MINUTES, 1 CHANNEL VEHICLE COUNT

REFERENCE: 66140000

LOCATION : WARBURTON AVE BET WELLS & MANOR HOUSE

ATR # : 201416

COMMENTS : #5

FILENAME: 201416.DAT

WEEK OF MONDAY 11/16/20

CH1 : NB

HOUR BEGINS	Monday 16 CH1	Tuesday 17 CH1	Wednesday 18 CH1	Thursday 19 CH1	Friday 20 CH1	Saturday 21 CH1	Sunday 22 CH1	WEEKDAY AVERAGE CH1
12 AM	31	33	37	43	36	54	54	36
1	12	13	18	16	30	36	27	18
2	15	12	10	11	12	19	29	12
3	5	4	6	11	15	3	16	8
4	11	3	4	5	4	9	11	5
5	22	29	22	25	27	14	8	25
6	79	78	68	67	66	33	21	72
7	136	145	139	148	124	56	44	138
8	190	191	192	184	199	82	80	191
9	139	177	159	155	171	119	99	160
10	154	155	167	152	194	138	131	164
11	127	152	150	171	182	155	60	156
12 PM	161	171	171	180	184	182	*	173
1	206	175	194	193	171	190	*	188
2	205	203	164	200	196	170	*	194
3	188	204	203	218	218	167	*	206
4	191	165	224	193	184	174	*	191
5	179	201	183	201	200	161	*	193
6	133	165	184	159	186	118	*	165
7	140	135	142	164	158	127	*	148
8	104	114	118	126	129	112	*	118
9	81	72	84	90	117	96	*	89
10	61	76	57	81	95	87	*	74
11	44	46	54	53	73	60	*	54
TOTALS	2614	2719	2750	2846	2971	2362	580	2778
% AVERAGE WEEKDAY	94.1	97.9	99.0	102.4	106.9			
AM PK HR	8:00	8:00	8:00	8:00	8:00	11:00	10:00	8:00
VOLUME	190	191	192	184	199	155	131	191
PM PK HR	1:00	3:00	4:00	3:00	3:00	1:00	*	3:00
VOLUME	206	204	224	218	218	190	*	206

ATI - DATA MANAGEMENT SYSTEM  
 60 MINUTES, 1 CHANNEL VEHICLE COUNT

REFERENCE: 66090000

LOCATION : WARBURTON AVE BET WELLS & MANOR HOUSE

ATR # : 201043

COMMENTS : #5

FILENAME: 201043.DAT

WEEK OF MONDAY 11/09/20

CH1 : SB

HOUR BEGINS	Monday 9 CH1	Tuesday 10 CH1	Wednesday 11 CH1	Thursday 12 CH1	Friday 13 CH1	Saturday 14 CH1	Sunday 15 CH1	WEEKDAY AVERAGE CH1
12 AM	*	*	*	*	*	*	109	*
1	*	*	*	*	*	*	84	*
2	*	*	*	*	*	*	41	*
3	*	*	*	*	*	*	33	*
4	*	*	*	*	*	*	16	*
5	*	*	*	*	*	*	34	*
6	*	*	*	*	*	*	74	*
7	*	*	*	*	*	*	132	*
8	*	*	*	*	*	*	181	*
9	*	*	*	*	*	*	222	*
10	*	*	*	*	*	370	278	*
11	*	*	*	*	*	430	309	*
12 PM	*	*	*	*	*	472	348	*
1	*	*	*	*	*	456	405	*
2	*	*	*	*	*	488	396	*
3	*	*	*	*	*	488	345	*
4	*	*	*	*	*	507	343	*
5	*	*	*	*	*	485	297	*
6	*	*	*	*	*	474	229	*
7	*	*	*	*	*	301	209	*
8	*	*	*	*	*	270	177	*
9	*	*	*	*	*	250	162	*
10	*	*	*	*	*	199	128	*
11	*	*	*	*	*	137	87	*
TOTALS	*	*	*	*	*	5327	4639	*
% AVERAGE WEEKDAY	*	*	*	*	*			*
AM PK HR	*	*	*	*	*	11:00	11:00	*
VOLUME	*	*	*	*	*	430	309	*
PM PK HR	*	*	*	*	*	4:00	1:00	*
VOLUME	*	*	*	*	*	507	405	*

ATI - DATA MANAGEMENT SYSTEM  
60 MINUTES, 1 CHANNEL VEHICLE COUNT

REFERENCE: 66090000

LOCATION : WARBURTON AVE BET WELLS & MANOR HOUSE

ATR # : 201043

COMMENTS : #5

FILENAME: 201043.DAT

WEEK OF MONDAY 11/16/20

CH1 : SB

HOUR BEGINS	Monday 16 CH1	Tuesday 17 CH1	Wednesday 18 CH1	Thursday 19 CH1	Friday 20 CH1	Saturday 21 CH1	Sunday 22 CH1	WEEKDAY AVERAGE CH1
12 AM	67	51	65	59	52	85	114	59
1	33	28	35	25	36	63	71	31
2	31	18	33	26	11	33	49	24
3	13	15	19	12	21	26	25	16
4	41	24	31	24	26	21	22	29
5	88	81	83	83	95	41	32	86
6	236	213	218	219	217	104	65	221
7	463	418	363	437	393	208	162	415
8	381	475	448	468	437	283	186	442
9	383	401	417	381	471	334	264	411
10	394	376	394	390	442	404	328	399
11	450	423	474	504	415	487	207	453
12 PM	499	450	508	504	522	471	*	497
1	483	523	521	489	537	470	*	511
2	564	522	511	584	625	496	*	561
3	631	582	603	601	662	493	*	616
4	556	603	567	617	657	506	*	600
5	509	525	550	565	585	457	*	547
6	407	388	413	423	495	380	*	425
7	267	287	311	330	333	356	*	306
8	202	220	238	220	326	269	*	241
9	173	161	182	173	249	224	*	188
10	154	128	134	156	211	179	*	157
11	110	104	110	140	164	143	*	126
TOTALS	7135	7016	7228	7430	7982	6533	1525	7361
% AVERAGE WEEKDAY	96.9	95.3	98.2	100.9	108.4			
AM PK HR	7:00	8:00	11:00	11:00	9:00	11:00	10:00	11:00
VOLUME	463	475	474	504	471	487	328	453
PM PK HR	3:00	4:00	3:00	4:00	3:00	4:00	*	3:00
VOLUME	631	603	603	617	662	506	*	616

## New York State Department of Transportation Roadway Traffic Count Hourly Report

**STATION: 870059**

ROUTE/ROAD: NY100	FROM: TUCKAHOE RD	TO: YONKERS N CL	REGION-COUNTY: 8-WESTCHESTER
FED DIR CODE: 1, 5	REF. MARKER: 100 87011028	FUNC. CLASS: 14 - U Principal Arterial - Other	MUNI: Yonkers-City-2062
ST DIR CODE: 7	END MILEPOST: 4.19	FACTOR GROUP: 30	BIN:
DOT ID: 100017	LANES BY DIR: 3 North 3 South	CC STN:	RR CROSSING:
BEGIN DATE: 12/10/2014	WEEK OF YEAR: 50	ADDL DATA: CLS	HPMS SAMPLE:
NOTES 1: Sb Lane 3	PLACEMENT: 200' N of Verona Ave î	JURISDICTION: 01-NYS DOT	1 WAY CODE:
NOTES 2:			COUNT TYPE: Vehicle
TAKEN BY: TST-JSV	PROCESSED BY: TST-JSV	BATCH ID: DOT-R8-WK50-	SPEED LIMIT: 40

DATE	00-01	01-02	02-03	03-04	04-05	05-06	06-07	07-08	08-09	09-10	10-11	11-12	12-13	13-14	14-15	15-16	16-17	17-18	18-19	19-20	20-21	21-22	22-23	23-24	DAILY TOTAL	HIGH COUNT	HIGH HOUR	
12/10, Wed																						1222	867	571	315			2975
12/11, Thu	202	86	60	41	74	207	572	1158	1664	1533	1854	2137	2333	2395	2573	2705	2399	2359	2237	1842								28431
<b>AVERAGE WEEKDAY HOURS (Axle Factored, Mon 6 AM to Fri Noon)</b>																												
	202	86	60	41	74	207	572	1158	1664	1533	1854	2137	2333	2395	2573	2705	2399	2359	2237	1842	1222	867	571	315			AWDT 31406	

DAYS Counted	HOURS Counted	WEEKDAYS Counted	WEEKDAY Hours	AVERAGE WEEKDAY				ESTIMATED AADT				
				Roadway High Hour	% of day	North High Hour	% of day	South High Hour	% of day	Roadway	North	South
1	24	1	24	2705	8.6	1476	8.9	1230	8.3	31626	16690	14936

**FACTOR**

Month	Seasonal	Sun	Mon	Tue	Wed	Thu	Fri	Sat	Axl
12	0.99				1.00	1.00			1.00

## New York State Department of Transportation

**STATION: 870059**

### NB Traffic Count Hourly Report

ROUTE/ROAD: NY100	FROM: TUCKAHOE RD	TO: YONKERS N CL	REGION-COUNTY: 8-WESTCHESTER
FED DIR CODE: 1	REF. MARKER: 100 87011028	FUNC. CLASS: 14 - U Principal Arterial - Other	MUNI: Yonkers-City-2062
ST DIR CODE: 7	END MILEPOST: 4.19	FACTOR GROUP: 30	BIN:
DOT ID: 100017	LANES BY DIR: 3 North	CC STN:	RR CROSSING:
BEGIN DATE: 12/10/2014	WEEK OF YEAR: 50	ADDL DATA: CLS	HPMS SAMPLE:
NOTES 1: Sb Lane 3	PLACEMENT: 200' N of Verona Ave î	JURISDICTION: 01-NYS DOT	1 WAY CODE:
NOTES 2:			COUNT TYPE: Vehicle
TAKEN BY: TST-JSV	PROCESSED BY: TST-JSV	BATCH ID: DOT-R8-WK50-	SPEED LIMIT: 40

DATE	00-01	01-02	02-03	03-04	04-05	05-06	06-07	07-08	08-09	09-10	10-11	11-12	12-13	13-14	14-15	15-16	16-17	17-18	18-19	19-20	20-21	21-22	22-23	23-24	DAILY TOTAL	HIGH COUNT	HIGH HOUR	
12/10, Wed																						<b>539</b>	<b>352</b>	<b>235</b>	<b>152</b>			1278
12/11, Thu	<b>110</b>	<b>42</b>	<b>31</b>	<b>22</b>	<b>24</b>	<b>84</b>	<b>247</b>	<b>551</b>	<b>990</b>	<b>935</b>	<b>1127</b>	<b>1253</b>	<b>1342</b>	<b>1315</b>	<b>1431</b>	<b>1476</b>	<b>1176</b>	<b>1129</b>	<b>1094</b>	<b>917</b>							15296	
<b>AVERAGE WEEKDAY HOURS (Axle Factored, Mon 6 AM to Fri Noon)</b>																												
	<b>110</b>	<b>42</b>	<b>31</b>	<b>22</b>	<b>24</b>	<b>84</b>	<b>247</b>	<b>551</b>	<b>990</b>	<b>935</b>	<b>1127</b>	<b>1253</b>	<b>1342</b>	<b>1315</b>	<b>1431</b>	<b>1476</b>	<b>1176</b>	<b>1129</b>	<b>1094</b>	<b>917</b>	<b>539</b>	<b>352</b>	<b>235</b>	<b>152</b>			<b>16574</b>	

DAYS Counted	HOURS Counted	WEEKDAYS Counted	WEEKDAY Hours	AVERAGE WEEKDAY				ESTIMATED AADT				
				Roadway High Hour	% of day	North High Hour	% of day	South High Hour	% of day	Roadway	North	South
1	24	1	24	2705	8.6	1476	8.9	1230	8.3	31626	16690	14936

**FACTOR**

Month	Seasonal	Sun	Mon	Tue	Wed	Thu	Fri	Sat	Axl
12	0.99				1.00	1.00			1.00

## New York State Department of Transportation

**STATION: 870059**

### SB Traffic Count Hourly Report

ROUTE/ROAD: NY100	FROM: TUCKAHOE RD	TO: YONKERS N CL	REGION-COUNTY: 8-WESTCHESTER
FED DIR CODE: 5	REF. MARKER: 100 87011028	FUNC. CLASS: 14 - U Principal Arterial - Other	MUNI: Yonkers-City-2062
ST DIR CODE: 7	END MILEPOST: 4.19	FACTOR GROUP: 30	BIN:
DOT ID: 100017	LANES BY DIR: 3 South	CC STN:	RR CROSSING:
BEGIN DATE: 12/10/2014	WEEK OF YEAR: 50	ADDL DATA: CLS	HPMS SAMPLE:
NOTES 1: Sb Lane 3	PLACEMENT: 200' N of Verona Ave î	JURISDICTION: 01-NYS DOT	1 WAY CODE:
NOTES 2:			COUNT TYPE: Vehicle
TAKEN BY: TST-JSV	PROCESSED BY: TST-JSV	BATCH ID: DOT-R8-WK50-	SPEED LIMIT: 40

DATE	00-01	01-02	02-03	03-04	04-05	05-06	06-07	07-08	08-09	09-10	10-11	11-12	12-13	13-14	14-15	15-16	16-17	17-18	18-19	19-20	20-21	21-22	22-23	23-24	DAILY TOTAL	HIGH COUNT	HIGH HOUR	
12/10, Wed																						<b>683</b>	<b>515</b>	<b>336</b>	<b>163</b>			1697
12/11, Thu	<b>92</b>	<b>44</b>	<b>29</b>	<b>19</b>	<b>50</b>	<b>123</b>	<b>325</b>	<b>607</b>	<b>674</b>	<b>598</b>	<b>727</b>	<b>884</b>	<b>991</b>	<b>1080</b>	<b>1142</b>	<b>1229</b>	<b>1223</b>	<b>1230</b>	<b>1143</b>	<b>925</b>							13135	
<b>AVERAGE WEEKDAY HOURS (Axle Factored, Mon 6 AM to Fri Noon)</b>																												
	<b>92</b>	<b>44</b>	<b>29</b>	<b>19</b>	<b>50</b>	<b>123</b>	<b>325</b>	<b>607</b>	<b>674</b>	<b>598</b>	<b>727</b>	<b>884</b>	<b>991</b>	<b>1080</b>	<b>1142</b>	<b>1229</b>	<b>1223</b>	<b>1230</b>	<b>1143</b>	<b>925</b>	<b>683</b>	<b>515</b>	<b>336</b>	<b>163</b>			<b>14832</b>	

DAYS Counted	HOURS Counted	WEEKDAYS Counted	WEEKDAY Hours	AVERAGE WEEKDAY				ESTIMATED AADT				
				Roadway High Hour	% of day	North High Hour	% of day	South High Hour	% of day	Roadway	North	South
1	24	1	24	2705	8.6	1476	8.9	1230	8.3	31626	16690	14936

**FACTOR**

Month	Seasonal	Sun	Mon	Tue	Wed	Thu	Fri	Sat	Axl
12	0.99				1.00	1.00			1.00

## New York State Department of Transportation Roadway Traffic Count Hourly Report

**STATION: 870995**

ROUTE/ROAD: 984H Riverdale Ave	FROM: NEW YORK CITY LINE BRONX CO-RIVE	TO: LARKIN PLAZA END RT 984H	REGION-COUNTY: 8-WESTCHESTER
FED DIR CODE: 1, 5	REF. MARKER:	FUNC. CLASS: 14 - U Principal Arterial - Other	MUNI: Yonkers-City-2062
ST DIR CODE: 1, 2	END MILEPOST: 1.57	FACTOR GROUP: 30	BIN:
DOT ID: 100851	LANES BY DIR: 3 North 3 South	CC STN:	RR CROSSING:
BEGIN DATE: 10/8/2014	WEEK OF YEAR: 41	ADDL DATA:	HPMS SAMPLE:
NOTES 1:	PLACEMENT: 810 FT S OF HERRIOT ST	JURISDICTION: 01-NYS DOT	1 WAY CODE:
NOTES 2:			COUNT TYPE: Axle
TAKEN BY: TST-JAS	PROCESSED BY: DOT-jh	BATCH ID: DOT-R08CWW41a	SPEED LIMIT: 30

DATE	00-01	01-02	02-03	03-04	04-05	05-06	06-07	07-08	08-09	09-10	10-11	11-12	12-13	13-14	14-15	15-16	16-17	17-18	18-19	19-20	20-21	21-22	22-23	23-24	DAILY HIGH HIGH TOTAL COUNT HOUR		
10/08, Wed														<b>1039</b>	<b>1271</b>	<b>1265</b>	<b>1211</b>	<b>1235</b>	<b>1096</b>	<b>976</b>	<b>714</b>	<b>546</b>	<b>398</b>	<b>296</b>	10047		
10/09, Thu	<b>194</b>	<b>106</b>	<b>67</b>	<b>73</b>	<b>97</b>	<b>233</b>	<b>683</b>	<b>1348</b>	<b>1284</b>	<b>911</b>	<b>814</b>	<b>970</b>	<b>974</b>	<b>1005</b>	<b>1209</b>	<b>1289</b>	<b>1129</b>	<b>1262</b>	<b>1084</b>	<b>892</b>	<b>637</b>	<b>553</b>	<b>464</b>	<b>311</b>	17589	1348	07-08
10/10, Fri	<b>191</b>	<b>145</b>	<b>88</b>	<b>84</b>	<b>97</b>	<b>201</b>	<b>691</b>	<b>1272</b>	<b>1361</b>	<b>961</b>	<b>944</b>	<b>911</b>	<b>996</b>	<b>1043</b>	<b>1246</b>	<b>1347</b>	<b>1228</b>	<b>1329</b>	<b>1132</b>	<b>1024</b>	<b>760</b>	<b>608</b>	<b>631</b>	<b>485</b>	18775	1361	08-09
10/11, Sat	<b>299</b>	<b>199</b>	<b>128</b>	<b>104</b>	<b>103</b>	<b>144</b>	<b>321</b>	<b>400</b>	<b>512</b>	<b>751</b>	<b>727</b>	<b>884</b>	<b>818</b>	<b>840</b>	<b>882</b>	<b>922</b>	<b>852</b>	<b>833</b>	<b>864</b>	<b>802</b>	<b>727</b>	<b>566</b>	<b>496</b>	<b>467</b>	13641	922	15-16
10/12, Sun	<b>341</b>	<b>196</b>	<b>189</b>	<b>142</b>	<b>157</b>	<b>124</b>	<b>226</b>	<b>313</b>	<b>436</b>	<b>629</b>	<b>717</b>	<b>808</b>	<b>781</b>	<b>825</b>	<b>635</b>	<b>826</b>	<b>892</b>	<b>901</b>	<b>771</b>	<b>682</b>	<b>648</b>	<b>500</b>	<b>414</b>	<b>332</b>	12485	901	17-18
10/13, Mon	<b>213</b>	<b>100</b>	<b>97</b>	<b>90</b>	<b>75</b>	<b>167</b>	<b>453</b>	<b>580</b>	<b>670</b>	<b>665</b>	<b>656</b>	<b>682</b>	<b>749</b>	<b>841</b>	<b>898</b>	<b>887</b>	<b>885</b>	<b>1027</b>	<b>870</b>	<b>760</b>	<b>545</b>	<b>433</b>	<b>323</b>	<b>285</b>	12951	1027	17-18
10/14, Tue	<b>158</b>	<b>94</b>	<b>51</b>	<b>47</b>	<b>72</b>	<b>241</b>	<b>643</b>	<b>1308</b>	<b>1384</b>	<b>943</b>	<b>901</b>	<b>1008</b>	<b>947</b>	<b>989</b>	<b>1200</b>	<b>1287</b>	<b>1198</b>	<b>1256</b>	<b>1055</b>	<b>925</b>	<b>666</b>	<b>478</b>	<b>372</b>	<b>282</b>	17505	1384	08-09
10/15, Wed	<b>159</b>	<b>106</b>	<b>83</b>	<b>52</b>	<b>78</b>	<b>230</b>	<b>691</b>	<b>1268</b>	<b>1311</b>	<b>892</b>	<b>868</b>	<b>923</b>	<b>997</b>												7658		
<b>AVERAGE WEEKDAY HOURS (Axle Factored, Mon 6 AM to Fri Noon)</b>																								<b>AWDT</b>			
	<b>172</b>	<b>110</b>	<b>71</b>	<b>63</b>	<b>84</b>	<b>222</b>	<b>620</b>	<b>1132</b>	<b>1178</b>	<b>857</b>	<b>820</b>	<b>881</b>	<b>898</b>	<b>949</b>	<b>1122</b>	<b>1158</b>	<b>1084</b>	<b>1171</b>	<b>1006</b>	<b>870</b>	<b>628</b>	<b>492</b>	<b>381</b>	<b>288</b>	16257		

DAYS Counted	HOURS Counted	WEEKDAYS Counted	WEEKDAY Hours	AVERAGE WEEKDAY				ESTIMATED AADT				
				Roadway High Hour	% of day	North High Hour	% of day	South High Hour	% of day	Roadway	North	South
7	168	4	102	1178	7.2	654	7.6	569	7.4	15381	7753	6904

**FACTOR**

Month	Seasonal	Sun	Mon	Tue	Wed	Thu	Fri	Sat	Axl
10	1.06	1.00	1.00	1.00	1.00	1.00	1.00	1.00	0.98



## New York State Department of Transportation

**STATION: 870995**

### NB Traffic Count Hourly Report

ROUTE/ROAD: 984H Riverdale Ave	FROM: NEW YORK CITY LINE BRONX CO-RIVE	TO: LARKIN PLAZA END RT 984H	REGION-COUNTY: 8-WESTCHESTER
FED DIR CODE: 1	REF. MARKER:	FUNC. CLASS: 14 - U Principal Arterial - Other	MUNI: Yonkers-City-2062
ST DIR CODE: 1, 2	END MILEPOST: 1.57	FACTOR GROUP: 30	BIN:
DOT ID: 100851	LANES BY DIR: 3 North	CC STN:	RR CROSSING:
BEGIN DATE: 10/8/2014	WEEK OF YEAR: 41	ADDL DATA:	HPMS SAMPLE:
NOTES 1:	PLACEMENT: 810 FT S OF HERRIOT ST	JURISDICTION: 01-NYS DOT	1 WAY CODE:
NOTES 2:			COUNT TYPE: Axle
TAKEN BY: TST-JAS	PROCESSED BY: DOT-jh	BATCH ID: DOT-R08CWW41a	SPEED LIMIT: 30

DATE	00-01	01-02	02-03	03-04	04-05	05-06	06-07	07-08	08-09	09-10	10-11	11-12	12-13	13-14	14-15	15-16	16-17	17-18	18-19	19-20	20-21	21-22	22-23	23-24	DAILY HIGH	HIGH	HIGH										
																								TOTAL	COUNT	HOUR											
10/08, Wed																								529	668	690	612	641	604	520	401	327	214	168	5374		
10/09, Thu	114	61	28	33	49	122	279	701	733	454	425	489	531	530	675	696	563	651	588	506	350	307	231	162	9278	733	08-09										
10/10, Fri	97	95	47	43	54	109	296	674	768	497	491	518	502	549	701	731	607	704	608	559	425	342	363	262	10042	768	08-09										
10/11, Sat	156	109	60	53	51	83	161	249	270	433	389	497	429	466	470	512	420	428	445	412	404	346	250	237	7330	512	15-16										
10/12, Sun	181	114	100	87	88	60	102	167	195	353	376	424	408	449	272	450	451	437	436	357	387	268	201	176	6539	451	16-17										
10/13, Mon	106	45	46	43	34	90	188	279	376	353	348	361	409	436	466	510	441	533	457	412	288	223	158	167	6769	533	17-18										
10/14, Tue	95	53	23	27	30	133	269	673	756	514	480	533	490	507	652	667	617	633	580	526	382	274	201	157	9272	756	08-09										
10/15, Wed	90	61	28	27	35	121	307	643	704	464	444	483	520											3927													
<b>AVERAGE WEEKDAY HOURS (Axle Factored, Mon 6 AM to Fri Noon)</b>																								<b>AWDT</b>													
	99	66	31	32	41	119	262	582	654	447	429	467	478	490	603	628	547	602	546	481	348	277	197	160	8588												

DAYS Counted	HOURS Counted	WEEKDAYS Counted	WEEKDAY Hours	AVERAGE WEEKDAY				ESTIMATED AADT				
				Roadway High Hour	% of day	North High Hour	% of day	South High Hour	% of day	Roadway	North	South
7	168	4	102	1178	7.2	654	7.6	569	7.4	15381	7753	6904

**FACTOR**

Month	Seasonal	Sun	Mon	Tue	Wed	Thu	Fri	Sat	Axl
10	1.06	1.00	1.00	1.00	1.00	1.00	1.00	1.00	0.98

## New York State Department of Transportation

**STATION: 870995**

### SB Traffic Count Hourly Report

ROUTE/ROAD: 984H Riverdale Ave	FROM: NEW YORK CITY LINE BRONX CO-RIVEE	TO: LARKIN PLAZA END RT 984H	REGION-COUNTY: 8-WESTCHESTER
FED DIR CODE: 5	REF. MARKER:	FUNC. CLASS: 14 - U Principal Arterial - Other	MUNI: Yonkers-City-2062
ST DIR CODE: 1, 2	END MILEPOST: 1.57	FACTOR GROUP: 30	BIN:
DOT ID: 100851	LANES BY DIR: 3 South	CC STN:	RR CROSSING:
BEGIN DATE: 10/8/2014	WEEK OF YEAR: 41	ADDL DATA:	HPMS SAMPLE:
NOTES 1:	PLACEMENT: 810 FT S OF HERRIOT ST	JURISDICTION: 01-NYS DOT	1 WAY CODE:
NOTES 2:			COUNT TYPE: Axle
TAKEN BY: TST-JAS	PROCESSED BY: DOT-jh	BATCH ID: DOT-R08CWW41a	SPEED LIMIT: 30

DATE	00-01	01-02	02-03	03-04	04-05	05-06	06-07	07-08	08-09	09-10	10-11	11-12	12-13	13-14	14-15	15-16	16-17	17-18	18-19	19-20	20-21	21-22	22-23	23-24	DAILY HIGH HIGH TOTAL COUNT HOUR	
10/08, Wed														510	603	575	599	594	492	456	313	219	184	128	4673	
10/09, Thu	80	45	39	40	48	111	404	647	551	457	389	481	443	475	534	593	566	611	496	386	287	246	233	149	8311 647 07-08	
10/10, Fri	94	50	41	41	43	92	395	598	593	464	453	393	494	494	545	616	621	625	524	465	335	266	268	223	8733 625 17-18	
10/11, Sat	143	90	68	51	52	61	160	151	242	318	338	387	389	374	412	410	432	405	419	390	323	220	246	230	6311 432 16-17	
10/12, Sun	160	82	89	55	69	64	124	146	241	276	341	384	373	376	363	376	441	464	335	325	261	232	213	156	5946 464 17-18	
10/13, Mon	107	55	51	47	41	77	265	301	294	312	308	321	340	405	432	377	444	494	413	348	257	210	165	118	6182 494 17-18	
10/14, Tue	63	41	28	20	42	108	374	635	628	429	421	475	457	482	548	620	581	623	475	399	284	204	171	125	8233 635 07-08	
10/15, Wed	69	45	55	25	43	109	384	625	607	428	424	440	477													3731
<b>AVERAGE WEEKDAY HOURS (Axle Factored, Mon 6 AM to Fri Noon)</b>																								<b>AWDT</b>		
	75	44	40	31	43	103	357	550	524	410	391	414	421	459	519	530	537	569	460	389	280	215	184	127	7671	

DAYS Counted	HOURS Counted	WEEKDAYS Counted	WEEKDAY Hours	AVERAGE WEEKDAY				ESTIMATED AADT				
				Roadway High Hour	% of day	North High Hour	% of day	South High Hour	% of day	Roadway	North	South
7	168	4	102	1178	7.2	654	7.6	569	7.4	15381	7753	6904

**FACTOR**

Month	Seasonal	Sun	Mon	Tue	Wed	Thu	Fri	Sat	Axl
10	1.06	1.00	1.00	1.00	1.00	1.00	1.00	1.00	0.98

**New York State Department of Transportation  
Traffic Count Hourly Report**

ROAD #: _____	ROAD NAME: <b>BUENA VISTA AVE</b>	FROM: <b>HUDSON ST</b>	TO: <b>MAIN ST</b>	COUNTY: <b>Westchester</b>
DIRECTION: Northbound	FACTOR GROUP: 30	REC. SERIAL #: 8141	FUNC. CLASS: 19	CITY: _____
STATE DIR CODE: 6	WK OF YR: 14	PLACEMENT: 85 ft N of Hudson St	NHS: no	LION#: _____
DATE OF COUNT: 04/01/2015		@ REF MARKER:	JURIS: County	BIN: _____
NOTES LANE 1: 00000000		ADDL DATA:	CC Stn: _____	RR CROSSING: _____
		COUNT TYPE: VEHICLES	BATCH ID: DOT-R08V14ATDB5156HPMS	SAMPLE: _____

COUNT TAKEN BY: ORG CODE: TDB INITIALS: SAL      PROCESSED BY: ORG CODE: TDB INITIALS: SAL

DATE	DAY	AM												PM												DAILY TOTAL	DAILY HIGH COUNT	DAILY HIGH HOUR
		12 TO 1	1 TO 2	2 TO 3	3 TO 4	4 TO 5	5 TO 6	6 TO 7	7 TO 8	8 TO 9	9 TO 10	10 TO 11	11 TO 12	12 TO 1	1 TO 2	2 TO 3	3 TO 4	4 TO 5	5 TO 6	6 TO 7	7 TO 8	8 TO 9	9 TO 10	10 TO 11	11 TO 12			
1	W												78	71	82	66	103	125	229	193	170	139	95	53	54			
2	T	43	19	9	7	12	61	111	60	87	84	95	86	79	92	74	114	139	190	171	161	138	111	81	48	2072	190	17
3	F	28	26	10	7	10	24	61	91	173	170	183	168															
4	S																											
5	S																											
6	M																											
7	T																											
8	W																											
9	T																											
10	F																											
11	S																											
12	S																											
13	M																											
14	T																											
15	W																											
16	T																											
17	F																											
18	S																											
19	S																											
20	M																											
21	T																											
22	W																											
23	T																											
24	F																											
25	S																											
26	S																											
27	M																											
28	T																											
29	W																											
30	T																											

AVERAGE WEEKDAY HOURS (Axle Factored, Mon 6AM to Fri Noon)														ADT										
36	22	10	7	11	42	86	76	130	127	139	111	75	87	70	108	132	210	182	166	138	103	67	51	2186
<u>DAYS Counted</u>	<u>HOURS Counted</u>	<u>WEEKDAYS Counted</u>	<u>WEEKDAY Hours</u>	<u>AVERAGE WEEKDAY</u>		<u>Axle Adj. Factor</u>	<u>Seasonal/Weekday Adjustment Factor</u>	<b>ESTIMATED</b>																
3	49	3	49	210	10%	1.000	1.052	<b>AADT 2078</b>																

**New York State Department of Transportation  
Traffic Count Hourly Report**

ROAD #:	ROAD NAME: <b>BUENA VISTA AVE</b>	FROM: <b>HUDSON ST</b>	TO: <b>MAIN ST</b>	COUNTY: <b>Westchester</b>
DIRECTION: Southbound	FACTOR GROUP: 30	REC. SERIAL #: 8141	FUNC. CLASS: 19	CITY:
STATE DIR CODE: 7	WK OF YR: 14	PLACEMENT: 85 ft N of Hudson St	NHS: no	LION#:
DATE OF COUNT: 04/01/2015		@ REF MARKER:	JURIS: County	BIN:
NOTES LANE 1: 00000000		ADDL DATA:	CC Stn:	RR CROSSING:
		COUNT TYPE: VEHICLES	BATCH ID: DOT-R08V14ATDB5156HPMS	SAMPLE:

COUNT TAKEN BY: ORG CODE: TDB INITIALS: SAL      PROCESSED BY: ORG CODE: TDB INITIALS: SAL

DATE	DAY	AM												PM												DAILY TOTAL	DAILY HIGH COUNT	DAILY HIGH HOUR	
		12 TO 1	1 TO 2	2 TO 3	3 TO 4	4 TO 5	5 TO 6	6 TO 7	7 TO 8	8 TO 9	9 TO 10	10 TO 11	11 TO 12	12 TO 1	1 TO 2	2 TO 3	3 TO 4	4 TO 5	5 TO 6	6 TO 7	7 TO 8	8 TO 9	9 TO 10	10 TO 11	11 TO 12				
1	W												190	222	204	238	172	276	280	238	159	105	79	68	56				
2	T	23	16	9	4	10	47	162	155	198	180	207	212	246	227	265	191	307	317	281	178	107	110	57	52	3561	317	17	
3	F	27	18	15	14	7	25	71	118	186	187	228	220																
4	S																												
5	S																												
6	M																												
7	T																												
8	W																												
9	T																												
10	F																												
11	S																												
12	S																												
13	M																												
14	T																												
15	W																												
16	T																												
17	F																												
18	S																												
19	S																												
20	M																												
21	T																												
22	W																												
23	T																												
24	F																												
25	S																												
26	S																												
27	M																												
28	T																												
29	W																												
30	T																												

**AVERAGE WEEKDAY HOURS (Axle Factored, Mon 6AM to Fri Noon)**

25	17	12	9	8	36	116	136	192	184	218	207	234	216	252	182	292	298	260	168	106	94	62	54	3378
<u>DAYS Counted</u>	<u>HOURS Counted</u>	<u>WEEKDAYS Counted</u>	<u>WEEKDAY Hours</u>	<u>AVERAGE WEEKDAY</u>		<u>Average Weekday</u>		<u>Axle Adj. Factor</u>	<u>Seasonal/Weekday Adjustment Factor</u>		<b>ESTIMATED</b>													
3	49	3	49	298	9%	1.000	1.052	<b>AADT</b> <b>3211</b>																

## Westchester County D.P.W Division of Traffic Engineering

Mt. Vernon  
08  
VOL  
V015

Site Code: 08  
Station ID: 014  
Mt. Vernon Ave.  
Mt. Vernon Ave. W/ Maquestian Pkwy.  
Latitude: 0' 0.0000 Undefined

Start Time	17-Aug-15		Tue		Wed		Thu		Fri		Sat		Sun		Week Average	
	WB	EB	WB	EB	WB	EB	WB	EB	WB	EB	WB	EB	WB	EB	WB	EB
12:00 AM	*	*	*	*	106	35	93	3	*	*	*	*	*	*	100	19
01:00	*	*	*	*	76	23	33	1	*	*	*	*	*	*	54	12
02:00	*	*	*	*	54	24	44	0	*	*	*	*	*	*	49	12
03:00	*	*	*	*	40	23	17	3	*	*	*	*	*	*	28	13
04:00	*	*	*	*	59	25	53	2	*	*	*	*	*	*	56	14
05:00	*	*	*	*	125	41	78	2	*	*	*	*	*	*	102	22
06:00	*	*	*	*	191	118	137	4	*	*	*	*	*	*	164	61
07:00	*	*	*	*	194	<b>250</b>	299	14	*	*	*	*	*	*	246	<b>132</b>
08:00	*	*	*	*	235	195	<b>339</b>	<b>25</b>	*	*	*	*	*	*	<b>287</b>	110
09:00	*	*	*	*	299	62	136	19	*	*	*	*	*	*	218	40
10:00	*	*	178	<b>276</b>	<b>309</b>	87	129	5	*	*	*	*	*	*	205	123
11:00	*	*	<b>237</b>	166	290	98	*	*	*	*	*	*	*	*	264	132
12:00 PM	*	*	256	168	244	<b>202</b>	*	*	*	*	*	*	*	*	250	<b>185</b>
01:00	*	*	327	96	292	143	*	*	*	*	*	*	*	*	310	120
02:00	*	*	276	164	298	113	*	*	*	*	*	*	*	*	287	138
03:00	*	*	296	147	367	58	*	*	*	*	*	*	*	*	332	102
04:00	*	*	246	<b>188</b>	365	80	*	*	*	*	*	*	*	*	306	134
05:00	*	*	<b>379</b>	64	<b>418</b>	10	*	*	*	*	*	*	*	*	<b>398</b>	37
06:00	*	*	350	21	398	10	*	*	*	*	*	*	*	*	374	16
07:00	*	*	263	117	364	6	*	*	*	*	*	*	*	*	314	62
08:00	*	*	253	71	318	4	*	*	*	*	*	*	*	*	286	38
09:00	*	*	217	91	211	3	*	*	*	*	*	*	*	*	214	47
10:00	*	*	139	103	116	0	*	*	*	*	*	*	*	*	128	52
11:00	*	*	147	59	132	1	*	*	*	*	*	*	*	*	140	30
Lane Day	0	0	3564	1731	5501	1611	1358	78	0	0	0	0	0	0	5112	1651
AM Peak	-	-	11:00	10:00	10:00	07:00	08:00	08:00	-	-	-	-	-	-	08:00	07:00
Vol.	-	-	237	276	309	250	339	25	-	-	-	-	-	-	287	132
PM Peak	-	-	17:00	16:00	17:00	12:00	-	-	-	-	-	-	-	-	17:00	12:00
Vol.	-	-	379	188	418	202	-	-	-	-	-	-	-	-	398	185

Comb. Total	0	5295	7112	1436	0	0	0	6763
ADT	ADT 7,422	AADT 7,422						

## New York State Department of Transportation Traffic Count Hourly Report

ROAD #:	ROAD NAME: <b>MAIN ST</b>	FROM: <b>RIVERDALE AVE</b>	TO: <b>SOUTH BROADWAY</b>	COUNTY: <b>Westchester</b>
DIRECTION: Westbound	FACTOR GROUP: 30	REC. SERIAL #: 0078	FUNC. CLASS: 14	CITY:
STATE DIR CODE: 3	WK OF YR: 29	PLACEMENT: 200' E of Warburton Ave	NHS: no	LION#:
DATE OF COUNT: 07/11/2016		@ REF MARKER:	JURIS: County	BIN:
NOTES LANE 0: WB travel and passing lanes		ADDL DATA:	CC Stn:	RR CROSSING:
		COUNT TYPE: VEHICLES	BATCH ID: DOT-DOTR08V29aTST51915	STATION SAMPLE:
COUNT TAKEN BY: TST	INITIALS: BEK	PROCESSED BY: TST	INITIALS: BEK	

DATE	DAY	AM											PM											DAILY TOTAL	DAILY HIGH COUNT	DAILY HIGH HOUR		
		12 TO 1	1 TO 2	2 TO 3	3 TO 4	4 TO 5	5 TO 6	6 TO 7	7 TO 8	8 TO 9	9 TO 10	10 TO 11	11 TO 12	12 TO 1	1 TO 2	2 TO 3	3 TO 4	4 TO 5	5 TO 6	6 TO 7	7 TO 8	8 TO 9	9 TO 10				10 TO 11	11 TO 12
1	F																											
2	S																											
3	S																											
4	M																											
5	T																											
6	W																											
7	T																											
8	F																											
9	S																											
10	S																											
11	M																											
12	T	56	34	18	18	16	55	165	209	302	285	390	361	486	482	499	438	396	449	489	384	248	206	124	105	6215	499	14
13	W	64	44	24	12	20	60	207	221	295	378	387	369	443	463	480	390	471	456	433	338	248	153	126	96	6178	480	14
14	T	61	27	17	17	28	67	205	250	332																		
15	F																											
16	S																											
17	S																											
18	M																											
19	T																											
20	W																											
21	T																											
22	F																											
23	S																											
24	S																											
25	M																											
26	T																											
27	W																											
28	T																											
29	F																											
30	S																											
31	S																											

AVERAGE WEEKDAY HOURS (Axle Factored, Mon 6AM to Fri Noon)														ADT	
DAYS Counted	HOURS Counted	WEEKDAYS Counted	WEEKDAY Hours	AVERAGE WEEKDAY High Hour	AVERAGE WEEKDAY % of day	Axle Adj. Factor	Seasonal/Weekday Adjustment Factor	ESTIMATED		ADT		ADT			
4	71	4	71	485	8%	1.000	1.083	<b>AADT</b>		<b>5863</b>					

**New York State Department of Transportation  
Traffic Count Hourly Report**

ROAD #: _____	ROAD NAME: <b>MASSITOA RD</b>	FROM: <b>SENECA AVE</b>	TO: <b>NORTH END</b>	COUNTY: <b>Westchester</b>
DIRECTION: Northbound	FACTOR GROUP: 30	REC. SERIAL #: HN18	FUNC. CLASS: 19	CITY: _____
STATE DIR CODE: 6	WK OF YR: 19	PLACEMENT: 342 ft N of Senaca Ave	NHS: no	LION#: _____
DATE OF COUNT: 05/02/2016		@ REF MARKER: _____	JURIS: County	BIN: _____
NOTES LANE 1: _____		ADDL DATA: _____	CC Stn: _____	RR CROSSING: _____
		COUNT TYPE: VEHICLES	BATCH ID: DOT-R08V19BTDB5150#	PMS SAMPLE: _____
COUNT TAKEN BY: ORG CODE: TDB INITIALS: dob		PROCESSED BY: ORG CODE: DOT INITIALS: WW		

DATE	DAY	AM												PM												DAILY TOTAL	DAILY HIGH COUNT	DAILY HIGH HOUR					
		12 TO 1	1 TO 2	2 TO 3	3 TO 4	4 TO 5	5 TO 6	6 TO 7	7 TO 8	8 TO 9	9 TO 10	10 TO 11	11 TO 12	12 TO 1	1 TO 2	2 TO 3	3 TO 4	4 TO 5	5 TO 6	6 TO 7	7 TO 8	8 TO 9	9 TO 10	10 TO 11	11 TO 12								
1	S																																
2	M																																
3	T	0	0	0	0	0	1	1	2	2	4	2	2	5	2	4	7	2	7	5	3	5	2	1	1	71	9	15					
4	W	0	0	0	0	0	0	2	0	2	0	5	3	7	6	4	6	6	6	7	12	0	2	1	0	69	12	19					
5	T	1	0	0	1	0	0	2	1	1	0	3	2	5	8	5	8	6	6	4	6	2	1	1	1	64	8	13					
6	F	0	2	1	1	1	1	1	0	2	2	2	4	4	1	6	4	7	8														
7	S																																
8	S																																
9	M																																
10	T																																
11	W																																
12	T																																
13	F																																
14	S																																
15	S																																
16	M																																
17	T																																
18	W																																
19	T																																
20	F																																
21	S																																
22	S																																
23	M																																
24	T																																
25	W																																
26	T																																
27	F																																
28	S																																
29	S																																
30	M																																
31	T																																

<b>AVERAGE WEEKDAY HOURS (Axle Factored, Mon 6AM to Fri Noon)</b>															<b>ADT</b>										
0	0	0	0	0	0	2	1	2	2	3	3	6	6	4	8	5	6	6	6	2	2	1	1	66	
<u>DAYS Counted</u>	<u>HOURS Counted</u>	<u>WEEKDAYS Counted</u>	<u>WEEKDAY Hours</u>	<u>AVERAGE WEEKDAY</u>		<u>Axle Adj. Factor</u>	<u>Seasonal/Weekday Adjustment Factor</u>	<b>ESTIMATED</b>																	
4	102	4	96	8	12%	1.000	1.077	<b>AADT</b>																	
												<b>61</b>													

## New York State Department of Transportation Traffic Count Hourly Report

ROAD #:	ROAD NAME: <b>MASSITOA RD</b>	FROM: <b>SENECA AVE</b>	TO: <b>NORTH END</b>	COUNTY: <b>Westchester</b>
DIRECTION: Southbound	FACTOR GROUP: 30	REC. SERIAL #: HN18	FUNC. CLASS: 19	CITY:
STATE DIR CODE: 7	WK OF YR: 19	PLACEMENT: 342 ft N of Senaca Ave	NHS: no	LION#:
DATE OF COUNT: 05/02/2016		@ REF MARKER:	JURIS: County	BIN:
NOTES LANE 1:		ADDL DATA:	CC Stn:	RR CROSSING:
		COUNT TYPE: VEHICLES	BATCH ID: DOT-R08V19BTDB5150#	PMS SAMPLE:

COUNT TAKEN BY: ORG CODE: TDB INITIALS: dob      PROCESSED BY: ORG CODE: DOT INITIALS: WW

DATE	DAY	AM												PM												DAILY TOTAL	DAILY HIGH COUNT	DAILY HIGH HOUR
		12 TO 1	1 TO 2	2 TO 3	3 TO 4	4 TO 5	5 TO 6	6 TO 7	7 TO 8	8 TO 9	9 TO 10	10 TO 11	11 TO 12	12 TO 1	1 TO 2	2 TO 3	3 TO 4	4 TO 5	5 TO 6	6 TO 7	7 TO 8	8 TO 9	9 TO 10	10 TO 11	11 TO 12			
1	S																											
2	M																											
3	T	0	0	0	0	0	3	2	5	8	3	3	2	1	6	3	2	4	1	2	5	4	1	0	0	67	8	8
4	W	0	0	0	0	0	2	2	4	10	3	4	3	5	4	5	6	5	7	4	4	0	2	0	0	70	10	8
5	T	1	0	0	0	0	2	2	6	8	3	4	2	4	8	5	4	2	4	4	5	1	0	2	0	67	8	8
6	F	0	3	0	1	0	2	1	6	8	3	6	4	2	4	1	3	1	5									
7	S																											
8	S																											
9	M																											
10	T																											
11	W																											
12	T																											
13	F																											
14	S																											
15	S																											
16	M																											
17	T																											
18	W																											
19	T																											
20	F																											
21	S																											
22	S																											
23	M																											
24	T																											
25	W																											
26	T																											
27	F																											
28	S																											
29	S																											
30	M																											
31	T																											

AVERAGE WEEKDAY HOURS (Axle Factored, Mon 6AM to Fri Noon)												ADT												
0	1	0	0	0	2	2	5	8	3	4	3	4	6	4	5	4	4	3	4	1	2	1	0	66
DAYS Counted	HOURS Counted	WEEKDAYS Counted	WEEKDAY Hours	AVERAGE WEEKDAY		Axle Adj. Factor	Seasonal/Weekday Adjustment Factor	ESTIMATED																
5	102	5	96	High Hour	% of day	1.000	1.077	<b>AADT</b> <b>61</b>																



## New York State Department of Transportation Traffic Count Hourly Report

ROAD #: _____	ROAD NAME: <b>SENECA AVE</b>	FROM: <b>HURON RD</b>	TO: <b>ALGONQUIN RD</b>	COUNTY: <b>Westchester</b>
DIRECTION: Eastbound	FACTOR GROUP: 30	REC. SERIAL #: HY07	FUNC. CLASS: 19	CITY: _____
STATE DIR CODE: 6	WK OF YR: 19	PLACEMENT: 83 ft W of Huron Rd	NHS: no	LION#: _____
DATE OF COUNT: 05/02/2016		@ REF MARKER: _____	JURIS: County	BIN: _____
NOTES LANE 1: _____		ADDL DATA: _____	CC Stn: _____	RR CROSSING: _____
		COUNT TYPE: VEHICLES	BATCH ID: DOT-R08V19BTDB5150#	PMS SAMPLE: _____
COUNT TAKEN BY: _____	ORG CODE: TDB	INITIALS: dob	PROCESSED BY: _____	ORG CODE: DOT
			INITIALS: WW	

DATE	DAY	AM												PM												DAILY TOTAL	DAILY HIGH COUNT	DAILY HIGH HOUR				
		12 TO 1	1 TO 2	2 TO 3	3 TO 4	4 TO 5	5 TO 6	6 TO 7	7 TO 8	8 TO 9	9 TO 10	10 TO 11	11 TO 12	12 TO 1	1 TO 2	2 TO 3	3 TO 4	4 TO 5	5 TO 6	6 TO 7	7 TO 8	8 TO 9	9 TO 10	10 TO 11	11 TO 12							
1	S																															
2	M																															
3	T	8	4	2	2	2	2	14	57	55	30	28	29	30	32	57	40	50	34	50	42	50	27	10	7							
4	W	7	9	2	0	0	3	12	66	58	37	31	31	32	48	62	60	59	63	62	58	46	17	20	5	699	78	14				
5	T	5	4	4	1	2	3	12	62	89	54	36	42	42	25	69	52	44	54	63	58	39	30	19	14	823	89	8				
6	F	12	8	4	3	2	6	16	58	57	28	35	62	35	37	47	59	41	56													
7	S																															
8	S																															
9	M																															
10	T																															
11	W																															
12	T																															
13	F																															
14	S																															
15	S																															
16	M																															
17	T																															
18	W																															
19	T																															
20	F																															
21	S																															
22	S																															
23	M																															
24	T																															
25	W																															
26	T																															
27	F																															
28	S																															
29	S																															
30	M																															
31	T																															

<b>AVERAGE WEEKDAY HOURS (Axle Factored, Mon 6AM to Fri Noon)</b>																		<b>ADT</b>						
8	6	3	2	2	4	14	61	65	37	32	39	34	34	66	48	46	53	56	54	42	26	14	8	754
<u>DAYS Counted</u>	<u>HOURS Counted</u>	<u>WEEKDAYS Counted</u>	<u>WEEKDAY Hours</u>	<u>AVERAGE WEEKDAY</u>		<u>Axle Adj. Factor</u>	<u>Seasonal/Weekday Adjustment Factor</u>	<b>ESTIMATED</b>																
5	103	5	97	66	9%	1.000	1.077	<b>AADT</b> <b>700</b>																

## New York State Department of Transportation Traffic Count Hourly Report

ROAD #: _____	ROAD NAME: <b>SENECA AVE</b>	FROM: <b>HURON RD</b>	TO: <b>ALGONQUIN RD</b>	COUNTY: <b>Westchester</b>
DIRECTION: Westbound	FACTOR GROUP: 30	REC. SERIAL #: HY07	FUNC. CLASS: 19	CITY: _____
STATE DIR CODE: 7	WK OF YR: 19	PLACEMENT: 83 ft W of Huron Rd	NHS: no	LION#: _____
DATE OF COUNT: 05/02/2016		@ REF MARKER: _____	JURIS: County	BIN: _____
NOTES LANE 1: _____		ADDL DATA: _____	CC Stn: _____	RR CROSSING: _____
		COUNT TYPE: VEHICLES	BATCH ID: DOT-R08V19BTDB5150#	PMS SAMPLE: _____

COUNT TAKEN BY: ORG CODE: TDB INITIALS: dob      PROCESSED BY: ORG CODE: DOT INITIALS: WW

DATE	DAY	AM												PM												DAILY TOTAL	DAILY HIGH COUNT	DAILY HIGH HOUR					
		12 TO 1	1 TO 2	2 TO 3	3 TO 4	4 TO 5	5 TO 6	6 TO 7	7 TO 8	8 TO 9	9 TO 10	10 TO 11	11 TO 12	12 TO 1	1 TO 2	2 TO 3	3 TO 4	4 TO 5	5 TO 6	6 TO 7	7 TO 8	8 TO 9	9 TO 10	10 TO 11	11 TO 12								
1	S																																
2	M																																
3	T	8	3	1	0	2	2	17	69	71	41	35	47	37	47	64	56	48	54	44	47	30	19	13	7	793	76	17					
4	W	6	8	0	0	0	3	15	70	56	41	35	41	45	55	63	64	59	66	59	56	44	15	17	3	821	70	7					
5	T	6	4	2	0	1	3	15	67	75	50	40	57	45	40	73	59	50	53	63	53	30	29	12	16	843	75	8					
6	F	9	11	5	3	2	3	20	56	54	38	37	71	36	40	41	57	48	50														
7	S																																
8	S																																
9	M																																
10	T																																
11	W																																
12	T																																
13	F																																
14	S																																
15	S																																
16	M																																
17	T																																
18	W																																
19	T																																
20	F																																
21	S																																
22	S																																
23	M																																
24	T																																
25	W																																
26	T																																
27	F																																
28	S																																
29	S																																
30	M																																
31	T																																

<b>AVERAGE WEEKDAY HOURS (Axle Factored, Mon 6AM to Fri Noon)</b>																		<b>ADT</b>						
7	6	2	1	1	3	17	66	64	42	37	51	41	46	69	59	49	62	54	52	32	23	12	8	<b>804</b>
<u>DAYS Counted</u>	<u>HOURS Counted</u>	<u>WEEKDAYS Counted</u>	<u>WEEKDAY Hours</u>	<u>AVERAGE WEEKDAY</u>		<u>Axle Adj. Factor</u>	<u>Seasonal/Weekday Adjustment Factor</u>	<b>ESTIMATED</b>																
5	103	5	97	69	9%	1.000	1.077	<b>AADT</b> <b>747</b>																

## New York State Department of Transportation Traffic Count Hourly Report

ROAD #:	ROAD NAME: <b>WARBURTON AVE</b>	FROM: <b>WELLS AVE</b>	TO: <b>HASTINGS V/L</b>	COUNTY: <b>Westchester</b>
DIRECTION: Northbound	FACTOR GROUP: 30	REC. SERIAL #: FR78	FUNC. CLASS: 16	CITY:
STATE DIR CODE: 6	WK OF YR: 35	PLACEMENT: 430' S of Arthur St	NHS: no	LION#:
DATE OF COUNT: 08/22/2016		@ REF MARKER:	JURIS: County	BIN:
NOTES LANE 1: NB travel lane		ADDL DATA:	CC Stn:	RR CROSSING:
		COUNT TYPE: VEHICLES	BATCH ID: DOT-DOTR08V35aTST	SPRINTS SAMPLE:
COUNT TAKEN BY:	ORG CODE: TST INITIALS: MJD	PROCESSED BY:	ORG CODE: DOT INITIALS: JS	

DATE	DAY	AM												PM												DAILY TOTAL	DAILY HIGH COUNT	DAILY HIGH HOUR	
		12 TO 1	1 TO 2	2 TO 3	3 TO 4	4 TO 5	5 TO 6	6 TO 7	7 TO 8	8 TO 9	9 TO 10	10 TO 11	11 TO 12	12 TO 1	1 TO 2	2 TO 3	3 TO 4	4 TO 5	5 TO 6	6 TO 7	7 TO 8	8 TO 9	9 TO 10	10 TO 11	11 TO 12				
1	M																												
2	T																												
3	W																												
4	T																												
5	F																												
6	S																												
7	S																												
8	M																												
9	T																												
10	W																												
11	T																												
12	F																												
13	S																												
14	S																												
15	M																												
16	T																												
17	W																												
18	T																												
19	F																												
20	S																												
21	S																												
22	M																												
23	T	18	14	4	10	9	44	133	188	212	151	129	135	160	140	163	165	158	188	171	98	116	72	74	48	2600	212	8	
24	W	23	13	10	7	11	42	129	201	215	145	118	140	153	146	147	150	176	201	166	119	109	72	69	53	2615	215	8	
25	T	20	16	7	9	18	30	132	188	222	147	120																	
26	F																												
27	S																												
28	S																												
29	M																												
30	T																												
31	W																												

**AVERAGE WEEKDAY HOURS (Axle Factored, Mon 6AM to Fri Noon)**

20	14	7	9	13	39	131	192	216	148	122	138	156	140	159	159	169	184	157	114	109	75	66	49	2586
<u>DAYS Counted</u>	<u>HOURS Counted</u>	<u>WEEKDAYS Counted</u>	<u>WEEKDAY Hours</u>	<u>AVERAGE WEEKDAY</u>		<u>Axle Adj. Factor</u>	<u>Seasonal/Weekday Adjustment Factor</u>	<b>ESTIMATED</b>																
4	70	4	70	216	8%	1.000	1.088	<b>AADT</b> <b>2377</b>																

## New York State Department of Transportation Traffic Count Hourly Report

ROAD #:	ROAD NAME: <b>WARBURTON AVE</b>	FROM: <b>WELLS AVE</b>	TO: <b>HASTINGS V/L</b>	COUNTY: <b>Westchester</b>
DIRECTION: Southbound	FACTOR GROUP: 30	REC. SERIAL #: FR78	FUNC. CLASS: 16	CITY:
STATE DIR CODE: 7	WK OF YR: 35	PLACEMENT: 430' S of Arthur St	NHS: no	LION#:
DATE OF COUNT: 08/22/2016		@ REF MARKER:	JURIS: County	BIN:
NOTES LANE 1: Sb travel lane		ADDL DATA:	CC Str:	RR CROSSING:
		COUNT TYPE: VEHICLES	BATCH ID: DOT-DOTR08V35aTST	SPRS SAMPLE:
COUNT TAKEN BY:	ORG CODE: TST INITIALS: MJD	PROCESSED BY:	ORG CODE: DOT INITIALS: JS	

DATE	DAY	AM											PM											DAILY TOTAL	DAILY HIGH COUNT	DAILY HIGH HOUR																							
		12 TO 1	1 TO 2	2 TO 3	3 TO 4	4 TO 5	5 TO 6	6 TO 7	7 TO 8	8 TO 9	9 TO 10	10 TO 11	11 TO 12	12 TO 1	1 TO 2	2 TO 3	3 TO 4	4 TO 5	5 TO 6	6 TO 7	7 TO 8	8 TO 9	9 TO 10				10 TO 11	11 TO 12																					
1	M																																																
2	T																																																
3	W																																																
4	T																																																
5	F																																																
6	S																																																
7	S																																																
8	M																																																
9	T																																																
10	W																																																
11	T																																																
12	F																																																
13	S																																																
14	S																																																
15	M																																																
16	T																																																
17	W																																																
18	T																																																
19	F																																																
20	S																																																
21	S																																																
22	M																																																
23	T	35	17	8	6	9	19	46	115	146	116	94	118	143	130	108	168	200	227	202	156	128	103	84	70	2448	227	17																					
24	W	34	16	10	6	5	23	57	101	160	116	114	124	128	114	128	145	225	251	202	186	136	109	78	77	2545	251	17																					
25	T	34	12	11	5	4	13	50	109	150	123	97																																					
26	F																																																
27	S																																																
28	S																																																
29	M																																																
30	T																																																
31	W																																																

AVERAGE WEEKDAY HOURS (Axle Factored, Mon 6AM to Fri Noon)														ADT	
DAYS Counted	HOURS Counted	WEEKDAYS Counted	WEEKDAY Hours	AVERAGE WEEKDAY High Hour	AVERAGE WEEKDAY % of day	Axle Adj. Factor	Seasonal/Weekday Adjustment Factor	ESTIMATED	AADT		ADT				
4	70	4	70	231	9%	1.000	1.088	<b>2255</b>			2453	66			

## New York State Department of Transportation Classification Count Average Weekday Data Report

ROAD #: CR 066A  
 COUNTY NAME: Westchester  
 REGION CODE: 8  
 FROM: YONKERS CL  
 TO: E END OF BRIDG  
 REF-MARKER:  
 END MILEPOINT: 0110002  
 FUNC-CLASS: 14  
 STATION NO: 1118  
 COUNT TAKEN BY: ORG CODE: TST INITIALS: JSV  
 PROCESSED BY: ORG CODE: MPG INITIALS: PEG

ROAD NAME: MOUNT VERNON AV

YEAR: 2005  
 MONTH: April

STATION: 871118

DIRECTION	East	West	TOTAL
NUMBER OF VEHICLES	7164	5280	12444
NUMBER OF AXLES	14929	11047	25976
% HEAVY VEHICLES (F4-F13)	10.52%	11.88%	11.10%
% TRUCKS AND BUSES (F3-F13)	26.91%	27.08%	26.98%
AXLE CORRECTION FACTOR	0.96	0.96	0.96

BATCH ID: DOT-MPGr8ww15

VEHICLE CLASS	F1	F2	F3	F4	F5	F6	F7	F8	F9	F10	F11	F12	F13	TOTAL
NO. OF AXLES	2	2	2	2.5	2	3	4	3.5	5	6	5	6	8.75	
ENDING HOUR	1:00	0	52	12	0	2	0	0	0	0	0	0	0	66
	2:00	0	24	3	0	2	1	0	0	0	0	0	0	30
	3:00	0	22	3	0	0	0	0	0	0	0	0	0	25
	4:00	0	21	3	0	1	1	0	0	0	0	0	0	26
	5:00	0	24	5	0	4	2	0	0	1	0	0	0	36
	6:00	0	49	9	2	4	1	0	1	2	1	0	0	69
	7:00	0	195	46	6	11	3	0	3	2	1	0	0	268
	8:00	0	367	84	14	18	6	0	13	2	2	2	0	508
	9:00	0	391	92	17	18	3	0	13	3	2	2	0	541
	10:00	0	287	73	12	24	5	0	8	3	0	1	0	414
DIRECTION	11:00	0	257	73	11	22	7	1	8	4	0	0	0	383
East	12:00	0	249	70	9	23	6	0	6	3	1	0	0	367
	13:00	0	281	78	9	20	5	0	6	2	1	0	0	403
	14:00	0	320	75	12	29	5	0	10	2	1	0	0	455
	15:00	0	301	70	16	28	7	0	9	2	2	1	0	436
	16:00	0	339	79	10	28	9	1	11	4	2	0	0	483
	17:00	0	355	83	17	21	5	0	14	2	1	2	0	500
	18:00	0	398	80	11	20	7	0	14	2	1	0	0	534
	19:00	0	355	72	11	12	2	0	8	2	0	1	0	463
	20:00	0	302	55	3	8	2	0	6	1	0	0	0	377
	21:00	0	238	40	2	4	1	0	3	1	0	0	0	289
	22:00	0	172	30	1	4	1	0	2	0	0	0	0	210
	23:00	0	139	21	1	2	0	0	2	0	0	0	0	165
	24:00	0	98	18	0	0	0	0	0	0	0	0	0	116
TOTAL VEHICLES	0	5236	1174	164	305	79	2	137	38	15	10	0	4	7164
TOTAL AXLES	0	10472	2348	410	610	237	8	480	190	90	50	0	35	14929
ENDING HOUR	1:00	0	41	5	0	0	0	0	0	0	0	0	0	46
	2:00	0	19	2	0	0	0	0	0	0	0	0	0	21
	3:00	0	17	3	0	0	0	0	0	0	0	0	0	20
	4:00	0	17	4	0	3	0	0	0	0	0	0	0	24
	5:00	0	17	5	3	6	1	0	0	2	0	0	0	34
	6:00	0	39	6	4	15	1	0	0	3	0	0	0	68
	7:00	0	91	27	8	19	6	0	3	4	0	0	0	158
	8:00	0	192	60	15	23	8	1	9	4	2	0	0	315
	9:00	0	257	73	13	24	5	1	9	4	0	0	0	386
	10:00	0	198	57	12	20	5	1	6	3	0	0	0	303
	11:00	0	200	54	11	16	7	1	5	3	0	0	0	297
DIRECTION	12:00	0	208	51	8	18	7	1	8	3	1	0	0	305
West	13:00	0	240	54	10	22	5	1	7	4	1	0	0	345
	14:00	0	233	51	7	20	4	0	8	4	0	0	0	327
	15:00	0	239	54	11	21	7	0	9	4	0	0	0	345
	16:00	0	280	58	9	18	5	1	8	5	0	0	0	384
	17:00	0	318	59	5	14	2	0	6	2	0	1	0	407
	18:00	0	347	58	7	13	2	0	8	1	2	0	0	439
	19:00	0	258	39	2	6	1	0	4	1	0	0	0	311
	20:00	0	201	28	2	5	0	0	1	0	0	0	0	237
	21:00	0	151	23	0	2	0	0	0	2	0	0	0	178
	22:00	0	122	13	2	2	1	0	1	0	0	0	0	141
	23:00	0	100	10	1	2	0	0	1	0	0	0	0	114
	24:00	0	65	9	0	1	0	0	0	0	0	0	0	75
TOTAL VEHICLES	0	3850	803	130	270	67	7	93	49	6	1	0	4	5280
TOTAL AXLES	0	7700	1606	325	540	201	28	326	245	36	5	0	35	11047
GRAND TOTAL VEHICLES	0	9086	1977	294	575	146	9	230	87	21	11	0	8	12444
GRAND TOTAL AXLES	0	18172	3954	735	1150	438	36	805	435	126	55	0	70	25976

**VEHICLE CLASSIFICATION CODES:**

- F1. Motorcycles
- F2. Autos\*
- F3. 2 Axle, 4-Tire Pickups, Vans, Motorhomes\*
- F4. Buses
- F5. 2 Axle, 6-Tire Single Unit Trucks
- F6. 3 Axle Single Unit Trucks
- F7. 4 or More Axle Single Unit Trucks
- F8. 4 or Less Axle Vehicles, One Unit is a Truck
- F9. 5 Axle Double Unit Vehicles, One Unit is a Truck
- F10. 6 or More Double Unit Vehicles, One Unit is a Truck
- F11. 5 or Less Axle Multi-Unit Trucks
- F12. 6 Axle Multi-Unit Trucks
- F13. 7 or More Axle Multi-Unit Trucks

\* INCLUDING THOSE HAULING TRAILERS

**FUNCTIONAL CLASS CODES:**

- | RURAL | URBAN | SYSTEM                        |
|-------|-------|-------------------------------|
| 01    | 11    | PRINCIPAL ARTERIAL-INTERSTATE |
| 02    | 12    | PRINCIPAL ARTERIAL-EXPRESSWAY |
| 02    | 14    | PRINCIPAL ARTERIAL-OTHER      |
| 06    | 16    | MINOR ARTERIAL                |
| 07    | 17    | MAJOR COLLECTOR               |
| 08    | 17    | MINOR COLLECTOR               |
| 09    | 19    | LOCAL SYSTEM                  |

**TRAFFIC FLOW BY DIRECTION**



--- East                      - - West

PEAK HOUR DATA

DIRECTION	HOUR	COUNT	2-WAY	HOUR	COUNT
East	9	541	A.M.	9	927
West	18	439	P.M.	18	973

## New York State Department of Transportation Traffic Count Hourly Report

ROAD #: <b>G880</b>	ROAD NAME: <b>MAIN ST</b>	FROM: <b>CITY PIER</b>	TO: <b>RIVERDALE AVE</b>	COUNTY: <b>Westchester</b>
DIRECTION: <b>Eastbound</b>	FACTOR GROUP: <b>30</b>	REC. SERIAL #: <b>0419</b>	FUNC. CLASS: <b>14</b>	CITY: <b>YONKERS</b>
STATE DIR CODE: <b>1</b>	WK OF YR: <b>11</b>	PLACEMENT: <b>250' E of Market Place</b>	NHS: <b>no</b>	BIN:
DATE OF COUNT: <b>03/11/2008</b>		@ REF MARKER:	JURIS: <b>City</b>	RR CROSSING:
NOTES LANE 1: <b>Week 11-Eb</b>		ADDL DATA:	CC Stn:	HPMS SAMPLE:
		COUNT TYPE: <b>AXLE PAIRS</b>	BATCH ID: <b>R08-R08Cww11</b>	

COUNT TAKEN BY: **ORG CODE: TST INITIALS: JSV**      PROCESSED BY: **ORG CODE: DOT INITIALS: jh**

DATE	DAY	AM											PM											DAILY TOTAL	DAILY HIGH COUNT	DAILY HIGH HOUR																						
		12 TO 1	1 TO 2	2 TO 3	3 TO 4	4 TO 5	5 TO 6	6 TO 7	7 TO 8	8 TO 9	9 TO 10	10 TO 11	11 TO 12	12 TO 1	1 TO 2	2 TO 3	3 TO 4	4 TO 5	5 TO 6	6 TO 7	7 TO 8	8 TO 9	9 TO 10				10 TO 11	11 TO 12																				
1	S																																															
2	S																																															
3	M																																															
4	T																																															
5	W																																															
6	T																																															
7	F																																															
8	S																																															
9	S																																															
10	M																																															
11	T			13	8	7	36	134	153	254	176	155	219	145	213	227	164	176	187	175	128	103	85	47	44																							
12	W	32	16	19	17	21	40	128	148	217	157	156	150	228	180	162	200	174	159	153	122	83	70	47	37	2716	228	12																				
13	T	32	15	12	12	14	39	131	175	226	153	147	150	175	200	162	173	217	190	212	149	35	78	88	74	2859	226	8																				
14	F	72	46	26	24	11	44	125	165	217	183	125	186	184	224	191	231	202	185	196	184	158	123	76	56	3234	231	15																				
15	S	49	39	25	11	10	17	49	53	93	120	132	158	205	148	143	137	141	138	156	149	135	104	83	106	2401	205	12																				
16	S	68	68	40	21	25	14	21	25	29	35	64	105	144	139	120	94	101	101	102	90	83	60	53	30	1632	144	12																				
17	M	16	17	5	7	7																																										
18	T																																															
19	W																																															
20	T																																															
21	F																																															
22	S																																															
23	S																																															
24	M																																															
25	T																																															
26	W																																															
27	T																																															
28	F																																															
29	S																																															
30	S																																															
31	M																																															

**AVERAGE WEEKDAY HOURS (Axle Factored, Mon 6AM to Fri Noon)**

44	25	18	15	13	39	127	157	223	163	143	172	179	194	180	175	185	175	176	130	72	76	60	51	2792	<b>ADT</b>
<u>DAYS Counted</u>	<u>HOURS Counted</u>	<u>WEEKDAYS Counted</u>	<u>WEEKDAY Hours</u>	<u>AVERAGE WEEKDAY</u>		<u>Axle Adj. Factor</u>	<u>Seasonal/Weekday Adjustment Factor</u>	<b>ESTIMATED (one way)</b>																	
7	147	4	82	223	8%	0.979	1.003	<b>AADT</b> <b>2784</b>																	

## New York State Department of Transportation Traffic Count Hourly Report

ROAD #: <b>G880</b>	ROAD NAME: <b>MAIN ST</b>	FROM: <b>CITY PIER</b>	TO: <b>RIVERDALE AVE</b>	COUNTY: <b>Westchester</b>
DIRECTION: <b>Westbound</b>	FACTOR GROUP: <b>30</b>	REC. SERIAL #: <b>0419</b>	FUNC. CLASS: <b>14</b>	CITY: <b>YONKERS</b>
STATE DIR CODE: <b>2</b>	WK OF YR: <b>11</b>	PLACEMENT: <b>250' E of Market Place</b>	NHS: <b>no</b>	BIN:
DATE OF COUNT: <b>03/11/2008</b>		@ REF MARKER:	JURIS: <b>City</b>	RR CROSSING:
NOTES LANE 1: <b>Week 11-Wb</b>		ADDL DATA:	CC Stn:	HPMS SAMPLE:
		COUNT TYPE: <b>AXLE PAIRS</b>	BATCH ID: <b>R08-R08Cww11</b>	

COUNT TAKEN BY: ORG CODE: TST INITIALS: JSV      PROCESSED BY: ORG CODE: DOT INITIALS: jh

DATE	DAY	AM												PM												DAILY TOTAL	DAILY HIGH COUNT	DAILY HIGH HOUR					
		12 TO 1	1 TO 2	2 TO 3	3 TO 4	4 TO 5	5 TO 6	6 TO 7	7 TO 8	8 TO 9	9 TO 10	10 TO 11	11 TO 12	12 TO 1	1 TO 2	2 TO 3	3 TO 4	4 TO 5	5 TO 6	6 TO 7	7 TO 8	8 TO 9	9 TO 10	10 TO 11	11 TO 12								
1	S																																
2	S																																
3	M																																
4	T																																
5	W																																
6	T																																
7	F																																
8	S																																
9	S																																
10	M																																
11	T			8	4	9	11	36	67	96	99	108	134	106	146	169	143	120	107	84	69	102	95	59	49								
12	W	36	21	6	8	8	11	32	50	82	75	98	112	128	145	144	142	117	133	77	90	69	55	66	42	1747	145	13					
13	T	27	20	9	7	12	14	47	66	76	97	96	97	131	99	127	174	104	116	110	86	37	93	65	58	1768	174	15					
14	F	38	27	27	17	11	14	38	62	98	91	118	125	128	138	122	185	136	128	100	97	103	92	84	74	2053	185	15					
15	S	56	48	34	7	9	9	18	35	56	80	108	102	131	118	112	142	127	96	73	86	88	67	102	101	1805	142	15					
16	S	64	50	37	31	40	9	11	16	27	27	47	62	71	80	94	117	90	60	77	79	71	59	42	27	1288	117	15					
17	M	21	12	7	1	4																											
18	T																																
19	W																																
20	T																																
21	F																																
22	S																																
23	S																																
24	M																																
25	T																																
26	W																																
27	T																																
28	F																																
29	S																																
30	S																																
31	M																																

**AVERAGE WEEKDAY HOURS (Axle Factored, Mon 6AM to Fri Noon)**

33	23	12	9	10	12	37	60	86	88	103	115	119	127	144	150	112	117	88	80	68	79	62	49	1783	<b>AADT 1778</b>
<u>DAYS Counted</u>	<u>HOURS Counted</u>	<u>WEEKDAYS Counted</u>	<u>WEEKDAY Hours</u>	<u>AVERAGE WEEKDAY</u>		<u>Axle Adj. Factor</u>	<u>Seasonal/Weekday Adjustment Factor</u>		<b>ESTIMATED (one way)</b>																
7	147	4	82	150	8%	0.979	1.003																		

STATION: **870989**

**New York State Department of Transportation  
Traffic Count Hourly Report**

Page 1 of 2

ROUTE #: <b>983B</b>	ROAD NAME: <b>Nepperhan Ave</b>	FROM: <b>SOUTH BROADWAY</b>	TO: <b>WALSH RD</b>	COUNTY: <b>Westchester</b>
DIRECTION: Northbound	FACTOR GROUP: 30	REC. SERIAL #: 0419	FUNC. CLASS: 14	CITY: <b>YONKERS</b>
STATE DIR CODE: 1	WK OF YR: 19	PLACEMENT: 180' N of Elm St	NHS: no	LION#:
DATE OF COUNT: 05/04/2009		@ REF MARKER: 983B87011004	JURIS: NYS DOT	BIN:
NOTES LANE 0: Week 18-Nb		ADDL DATA:	CC Str:	RR CROSSING:
		COUNT TYPE: AXLE PAIRS	BATCH ID: R07-R08cww18	HPMS SAMPLE:
COUNT TAKEN BY: ORG CODE: TST INITIALS: JSV		PROCESSED BY: ORG CODE: DOT INITIALS: jh		

DATE	DAY	AM										PM										DAILY TOTAL	DAILY HIGH	DAILY HIGH HOUR				
		12 TO 1	1 TO 2	2 TO 3	3 TO 4	4 TO 5	5 TO 6	6 TO 7	7 TO 8	8 TO 9	9 TO 10	10 TO 11	11 TO 12	12 TO 1	1 TO 2	2 TO 3	3 TO 4	4 TO 5	5 TO 6	6 TO 7	7 TO 8				8 TO 9	9 TO 10	10 TO 11	11 TO 12
1	F																											
2	S																											
3	S																											
4	M											1392	1355	1546	1652	1791	1716	1316	1028	836	562	448	387	218	154			
5	T	113	77	135	294	796	1419	1347	1150	1128	1216	1338	1361	1528	1705	1730	1537	1387	1071	826	678	566	414	231	167	22214	1730	14
6	W	164	94	179	305	827	1428	1434	1144	1086	1242	1280	1352	1550	1743	1783	1674	1448	1148	851	799	620	472	244	159	23026	1783	14
7	T	134	78	146	290	793	1430	1432	1172	1177	1251																	
8	F																											
9	S																											
10	S																											
11	M																											
12	T																											
13	W																											
14	T																											
15	F																											
16	S																											
17	S																											
18	M																											
19	T																											
20	W																											
21	T																											
22	F																											
23	S																											
24	S																											
25	M																											
26	T																											
27	W																											
28	T																											
29	F																											
30	S																											
31	S																											

AVERAGE WEEKDAY HOURS (Axle Factored, Mon 6AM to Fri Noon)														ADT	
DAYS Counted	HOURS Counted	WEEKDAYS Counted	WEEKDAY Hours	AVERAGE WEEKDAY High Hour	% of day	Axle Adj. Factor	Seasonal/Weekday Adjustment Factor	ESTIMATED (one way)							
4	72	4	72	1729	8%	0.978	1.088	<b>AADT 20238</b>							

ROUTE # <b>983B</b>	ROAD NAME: <b>Nepperhan Ave</b>	FROM: <b>SOUTH BROADWAY</b>	TO: <b>WALSH RD</b>	COUNTY: <b>Westchester</b>
STATION: <b>870989</b>	STATE DIR CODE: 1	PLACEMENT: 180' N of Elm St		DATE OF COUNT: <b>05/04/2009</b>



STATION: **870989**

**New York State Department of Transportation  
Traffic Count Hourly Report**

ROUTE #: <b>983B</b>	ROAD NAME: <b>Nepperhan Ave</b>	FROM: <b>SOUTH BROADWAY</b>	TO: <b>WALSH RD</b>	COUNTY: <b>Westchester</b>
DIRECTION: Southbound	FACTOR GROUP: 30	REC. SERIAL #: 0419	FUNC. CLASS: 14	CITY: <b>YONKERS</b>
STATE DIR CODE: 2	WK OF YR: 19	PLACEMENT: 180' N of Elm St	NHS: no	LION#:
DATE OF COUNT: 05/04/2009		@ REF MARKER: 983B87011004	JURIS: NYS DOT	BIN:
NOTES LANE 0: Week 18-Sb		ADDL DATA:	CC Str:	RR CROSSING:
		COUNT TYPE: AXLE PAIRS	BATCH ID: R07-R08cww18	HPMS SAMPLE:
COUNT TAKEN BY:	ORG CODE: TST INITIALS: JSV	PROCESSED BY:	ORG CODE: DOT INITIALS: jh	

DATE	DAY	AM											PM											DAILY TOTAL	DAILY HIGH	DAILY HIGH HOUR											
		12 TO 1	1 TO 2	2 TO 3	3 TO 4	4 TO 5	5 TO 6	6 TO 7	7 TO 8	8 TO 9	9 TO 10	10 TO 11	11 TO 12	12 TO 1	1 TO 2	2 TO 3	3 TO 4	4 TO 5	5 TO 6	6 TO 7	7 TO 8	8 TO 9	9 TO 10				10 TO 11	11 TO 12									
1	F																																				
2	S																																				
3	S																																				
4	M																																				
5	T	92	83	103	276	640	1057	1458	1334	1081	1066	1058	1114	1245	1343	1266	1246	1244	970	783	622	572	436	290	188	19567	1458							6			
6	W	154	97	117	286	731	1279	1765	1395	1111	1104	1341	1399	1628	1711	1633	1663	1477	1198	1009	804	660															
7	T																																				
8	F																																				
9	S																																				
10	S																																				
11	M																																				
12	T																																				
13	W																																				
14	T																																				
15	F																																				
16	S																																				
17	S																																				
18	M																																				
19	T																																				
20	W																																				
21	T																																				
22	F																																				
23	S																																				
24	S																																				
25	M																																				
26	T																																				
27	W																																				
28	T																																				
29	F																																				
30	S																																				
31	S																																				

AVERAGE WEEKDAY HOURS (Axle Factored, Mon 6AM to Fri Noon)																				ADT														
DAYS Counted	HOURS Counted	WEEKDAYS Counted	WEEKDAY Hours	AVERAGE WEEKDAY High Hour	% of day	Axle Adj. Factor	Seasonal/Weekday Adjustment Factor	ESTIMATED (one way)												AADT	19392													
3	59	3	59	1577	7%	0.978	1.088	120	88	108	275	671	1142	1577	1334	1072	1061	1197	1265	1423	1537	1461	1461	1323	1049	863	665	573	411	256	166	21098		

ROUTE # <b>983B</b>	ROAD NAME: <b>Nepperhan Ave</b>	FROM: <b>SOUTH BROADWAY</b>	TO: <b>WALSH RD</b>	COUNTY: <b>Westchester</b>
STATION: <b>870989</b>	STATE DIR CODE: <b>2</b>	PLACEMENT: <b>180' N of Elm St</b>		DATE OF COUNT: <b>05/04/2009</b>

**New York State Department of Transportation  
Traffic Count Hourly Report**

ROAD #: <b>B440</b>	ROAD NAME: <b>BRONX RIVER RD</b>	FROM: <b>YONKERS AVE</b>	TO: <b>MILE SQ RD</b>	COUNTY: <b>Westchester</b>
DIRECTION: Northbound	FACTOR GROUP: 30	REC. SERIAL #: 0074	FUNC. CLASS: 16	CITY: <b>YONKERS</b>
STATE DIR CODE: 1	WK OF YR: 31	PLACEMENT: 145 ft N of Villa Ave.	NHS: no	LION#:
DATE OF COUNT: 08/01/2011		@ REF MARKER:	JURIS: City	BIN:
NOTES LANE 1: NB Travel Lane		ADDL DATA:	CC Str:	RR CROSSING:
		COUNT TYPE: AXLE PAIRS	BATCH ID: DOT-R08CWW32aVol	HPMS SAMPLE:
COUNT TAKEN BY:	ORG CODE: TST	INITIALS: AJW	PROCESSED BY: ORG CODE: DOT	INITIALS: jh

DATE	DAY	AM												PM												DAILY TOTAL	DAILY HIGH COUNT	DAILY HIGH HOUR
		12 TO 1	1 TO 2	2 TO 3	3 TO 4	4 TO 5	5 TO 6	6 TO 7	7 TO 8	8 TO 9	9 TO 10	10 TO 11	11 TO 12	12 TO 1	1 TO 2	2 TO 3	3 TO 4	4 TO 5	5 TO 6	6 TO 7	7 TO 8	8 TO 9	9 TO 10	10 TO 11	11 TO 12			
1	M												251	234	254	247	300	295	325	340	240	213	160	126	107			
2	T	67	53	45	32	38	88	164	235	221	208	225	233	265	241	236	286	324	364	326	299	236	222	149	123	4680	364	17
3	W	91	52	40	49	51	88	149	249	230	194	201	226	248	210	255	305	325	343	292	267	209	158	133	117	4482	343	17
4	T	60	58	41	36	36	70	164	232	244	217	235	264															
5	F																											
6	S																											
7	S																											
8	M																											
9	T																											
10	W																											
11	T																											
12	F																											
13	S																											
14	S																											
15	M																											
16	T																											
17	W																											
18	T																											
19	F																											
20	S																											
21	S																											
22	M																											
23	T																											
24	W																											
25	T																											
26	F																											
27	S																											
28	S																											
29	M																											
30	T																											
31	W																											

<b>AVERAGE WEEKDAY HOURS (Axle Factored, Mon 6AM to Fri Noon)</b>														<b>ADT</b>													
72	53	41	38	41	81	156	235	228	202	216	240	245	231	242	292	310	338	314	264	215	177	134	114	4479			
<u>DAYS Counted</u>	<u>HOURS Counted</u>		<u>WEEKDAYS Counted</u>	<u>WEEKDAY Hours</u>	<u>AVERAGE WEEKDAY High Hour</u>		<u>% of day</u>		<u>Axle Adj. Factor</u>	<u>Seasonal/Weekday Adjustment Factor</u>		<b>ESTIMATED (one way)</b>															
4	73		4	73	338		8%		0.983	1.098		<b>AADT 4079</b>															

**New York State Department of Transportation  
Traffic Count Hourly Report**

ROAD #: <b>B440</b>	ROAD NAME: <b>BRONX RIVER RD</b>	FROM: <b>YONKERS AVE</b>	TO: <b>MILE SQ RD</b>	COUNTY: <b>Westchester</b>
DIRECTION: Southbound	FACTOR GROUP: 30	REC. SERIAL #: 0074	FUNC. CLASS: 16	CITY: <b>YONKERS</b>
STATE DIR CODE: 2	WK OF YR: 31	PLACEMENT: 145 ft N of Villa Ave.	NHS: no	LION#:
DATE OF COUNT: 08/01/2011		@ REF MARKER:	JURIS: City	BIN:
NOTES LANE 1: SB Travel Lane		ADDL DATA:	CC Stn:	RR CROSSING:
		COUNT TYPE: AXLE PAIRS	BATCH ID: DOT-R08CWW32aVol	HPMS SAMPLE:
COUNT TAKEN BY:	ORG CODE: TST	INITIALS: AJW	PROCESSED BY: ORG CODE: DOT	INITIALS: jh

DATE	DAY	AM												PM												DAILY TOTAL	DAILY HIGH COUNT	DAILY HIGH HOUR
		12 TO 1	1 TO 2	2 TO 3	3 TO 4	4 TO 5	5 TO 6	6 TO 7	7 TO 8	8 TO 9	9 TO 10	10 TO 11	11 TO 12	12 TO 1	1 TO 2	2 TO 3	3 TO 4	4 TO 5	5 TO 6	6 TO 7	7 TO 8	8 TO 9	9 TO 10	10 TO 11	11 TO 12			
1	M												410	455	451	501	578	634	655	475	419	347	302	245	174			
2	T	85	57	36	27	45	115	338	480	491	451	427	397	467	434	493	573	621	706	534	482	425	366	221	205	8476	706	17
3	W	108	57	36	30	51	126	332	487	486	434	416	405	433	469	497	575	630	635	571	434	334	314	210	172	8242	635	17
4	T	89	56	41	33	60	114	326	487	507	489	445	443															
5	F																											
6	S																											
7	S																											
8	M																											
9	T																											
10	W																											
11	T																											
12	F																											
13	S																											
14	S																											
15	M																											
16	T																											
17	W																											
18	T																											
19	F																											
20	S																											
21	S																											
22	M																											
23	T																											
24	W																											
25	T																											
26	F																											
27	S																											
28	S																											
29	M																											
30	T																											
31	W																											

<b>AVERAGE WEEKDAY HOURS (Axle Factored, Mon 6AM to Fri Noon)</b>												<b>ADT</b>												
92	56	37	29	51	116	326	477	487	450	422	407	444	443	489	565	617	654	518	437	363	321	221	181	8203
<u>DAYS Counted</u>	<u>HOURS Counted</u>		<u>WEEKDAYS Counted</u>	<u>WEEKDAY Hours</u>	<u>AVERAGE WEEKDAY High Hour</u>		<u>% of day</u>		<u>Axle Adj. Factor</u>	<u>Seasonal/Weekday Adjustment Factor</u>		<b>ESTIMATED (one way)</b>												
4	73		4	73	654		8%		0.983	1.098		<b>AADT</b> <b>7471</b>												

**New York State Department of Transportation  
Traffic Count Hourly Report**

ROAD #: <b>CR 066A</b>	ROAD NAME: <b>MOUNT VERNON AV</b>	FROM: <b>YONKERS CL</b>	TO: <b>E END OF BRIDG</b>	COUNTY: <b>Westchester</b>
DIRECTION: Eastbound	FACTOR GROUP: 30	REC. SERIAL #: 0100	FUNC. CLASS: 14	CITY: <b>MOUNT VERNON</b>
STATE DIR CODE: 1	WK OF YR: 35	PLACEMENT: 100 ft W of West St	NHS: no	LION#:
DATE OF COUNT: 08/30/2011		@ REF MARKER:	JURIS: County	BIN:
NOTES LANE 1: EB Travel Lane		ADDL DATA:	CC Str:	RR CROSSING:
		COUNT TYPE: AXLE PAIRS	BATCH ID: DOT-R08CWW36cVol	HPMS SAMPLE:
COUNT TAKEN BY:	ORG CODE: TST	INITIALS: AJW	PROCESSED BY: ORG CODE: DOT	INITIALS: jh

DATE	DAY	AM												PM												DAILY TOTAL	DAILY HIGH COUNT	DAILY HIGH HOUR
		12 TO 1	1 TO 2	2 TO 3	3 TO 4	4 TO 5	5 TO 6	6 TO 7	7 TO 8	8 TO 9	9 TO 10	10 TO 11	11 TO 12	12 TO 1	1 TO 2	2 TO 3	3 TO 4	4 TO 5	5 TO 6	6 TO 7	7 TO 8	8 TO 9	9 TO 10	10 TO 11	11 TO 12			
30	T												509	542	749	596	736	905	847	631	514	430	338	295	263			
31	W	176	94	69	64	68	121	391	621	676	646	571	520	518	353	678	821	924	816	765	567	457	364	308	200	10788	924	16
1	T	199	93	102	58	84	118	391	653	867	709	640	564	720	695	688	815	966	1036	817	594	530	395	328	259	12321	1036	17
2	F	174	109	107	81	86	127	350	547	758	657	640	559	687														

<b>AVERAGE WEEKDAY HOURS (Axle Factored, Mon 6AM to Fri Noon)</b>														<b>ADT</b>												
179	97	91	67	77	119	369	594	751	657	604	527	581	586	640	774	912	881	723	546	462	358	303	236	11134		
<u>DAYS Counted</u>	<u>HOURS Counted</u>	<u>WEEKDAYS Counted</u>	<u>WEEKDAY Hours</u>	<u>AVERAGE WEEKDAY</u>		<u>Axle Adj. Factor</u>	<u>Seasonal/Weekday Adjustment Factor</u>	<b>ESTIMATED (one way)</b>																		
3	74	3	73	912	8%	0.979	1.098	<b>AADT</b> <b>10140</b>																		

**New York State Department of Transportation  
Traffic Count Hourly Report**

ROAD #: **CR 066A** ROAD NAME: **MOUNT VERNON AV** FROM: **YONKERS CL** TO: **E END OF BRIDG** COUNTY: **Westchester**  
 DIRECTION: Westbound FACTOR GROUP: 30 REC. SERIAL #: 0064 FUNC. CLASS: 14 CITY: **MOUNT VERNON**  
 STATE DIR CODE: 2 WK OF YR: 35 PLACEMENT: 100 ft W of West St. NHS: no LION#:   
 DATE OF COUNT: 08/30/2011 @ REF MARKER: JURIS: County BIN:   
 NOTES LANE 1: WB Travel Lane ADDL DATA: CC Stn: RR CROSSING:   
 COUNT TAKEN BY: ORG CODE: TST INITIALS: AJW COUNT TYPE: AXLE PAIRS BATCH ID: DOT-R08CWW36cVol HPMS SAMPLE:   
 PROCESSED BY: ORG CODE: DOT INITIALS: jh

DATE	DAY	AM												PM												DAILY TOTAL	DAILY HIGH COUNT	DAILY HIGH HOUR
		12 TO 1	1 TO 2	2 TO 3	3 TO 4	4 TO 5	5 TO 6	6 TO 7	7 TO 8	8 TO 9	9 TO 10	10 TO 11	11 TO 12	12 TO 1	1 TO 2	2 TO 3	3 TO 4	4 TO 5	5 TO 6	6 TO 7	7 TO 8	8 TO 9	9 TO 10	10 TO 11	11 TO 12			
30	T												352	440	514	448	469	576	560	447	313	217	181	144	124			
31	W	72	49	26	23	49	103	198	330	328	339	402	345	427	425	429	432	492	550	379	307	272	201	136	114	6428	550	17
1	T	84	55	40	21	64	84	213	381	315	420	390	445	503	507	427	529	507	612	444	377	262	192	145	148	7165	612	17
2	F	81	60	32	22	76	87	223	365	362	347	370	457	488														

AVERAGE WEEKDAY HOURS (Axle Factored, Mon 6AM to Fri Noon)												ADT	
DAYS Counted	HOURS Counted	WEEKDAYS Counted	WEEKDAY Hours	AVERAGE WEEKDAY High Hour	% of day	Axle Adj. Factor	Seasonal/Weekday Adjustment Factor	ESTIMATED (one way)					
3	74	3	73	562	8%	0.979	1.098	<b>AADT 6082</b>					

**New York State Department of Transportation  
Classification Count Average Weekday Data Report**

ROUTE #: NY 100  
 COUNTY NAME: Westchester  
 REGION CODE: 8  
 FROM: TUCKAHOE RD  
 TO: YONKERS N CITY LN  
 REF-MARKER:  
 END MILEPOINT: 0110421  
 FUNC-CLASS: 14  
 STATION NO: 0059  
 COUNT TAKEN BY:  
 PROCESSED BY:

ROAD NAME:  
 NO. OF LANES: 6  
 HPMS NO:  
 LION#:  
 ORG CODE: TST INITIALS: AJW  
 DOT INITIALS: SJW

YEAR: 2011  
 MONTH: July

STATION: 870059

DIRECTION	North	South	TOTAL
NUMBER OF VEHICLES	19640	18920	38560
NUMBER OF AXLES	39662	38197	77858
% HEAVY VEHICLES (F4-F13)	3.05%	2.73%	2.89%
% TRUCKS AND BUSES (F3-F13)	12.15%	11.33%	11.75%
AXLE CORRECTION FACTOR	0.99	0.99	0.99

BATCH ID: DOT-SJWR8ww28a

VEHICLE CLASS	F1	F2	F3	F4	F5	F6	F7	F8	F9	F10	F11	F12	F13	TOTAL
NO. OF AXLES	2	2	2	2.5	2	3	4	3.5	5	6	5	6		8.75
ENDING HOUR	1:00	137	7	0	0	1	0	2	0	0	0	0	0	148
	2:00	71	6	1	3	1	0	0	0	0	0	0	0	82
	3:00	53	3	1	2	1	0	1	0	0	0	0	0	61
	4:00	23	6	1	7	1	0	0	0	0	0	0	0	38
	5:00	38	4	2	2	3	0	1	1	0	0	0	0	51
	6:00	72	8	3	3	2	0	5	2	0	0	0	0	97
	7:00	205	29	8	7	5	0	11	3	1	0	0	0	271
	8:00	519	84	10	22	4	0	10	2	0	0	0	0	653
	9:00	786	134	16	31	2	0	10	4	0	0	0	0	985
	10:00	881	118	11	25	4	0	10	2	0	0	0	0	1054
DIRECTION	11:00	1006	132	7	23	3	0	7	3	0	0	0	0	1184
North	12:00	1082	118	6	24	2	0	7	2	0	0	0	0	1243
	13:00	1221	133	6	23	1	1	5	2	0	0	0	0	1395
	14:00	1218	125	7	23	1	0	7	2	0	0	0	0	1385
	15:00	1258	124	7	24	2	0	5	2	0	0	0	0	1424
	16:00	1228	150	9	20	0	0	6	1	0	0	0	0	1417
	17:00	1305	123	3	12	1	0	5	1	0	0	0	0	1457
	18:00	1401	109	4	10	0	0	9	1	1	0	0	0	1539
	19:00	1384	108	6	7	0	0	10	1	0	0	0	0	1520
	20:00	1204	99	3	8	0	0	3	0	0	0	0	0	1321
	21:00	913	76	1	5	0	0	4	1	0	0	0	0	1006
	22:00	598	52	2	4	0	0	3	0	0	0	0	0	663
	23:00	354	24	1	2	0	0	3	0	0	0	0	0	385
	24:00	239	15	0	3	1	0	2	0	0	0	0	0	261
TOTAL VEHICLES	58	17196	1787	115	290	35	1	126	30	2	0	0	0	19640
TOTAL AXLES	116	34392	3574	288	580	105	4	441	150	12	0	0	0	39662
ENDING HOUR	1:00	116	12	0	1	1	0	3	1	0	0	0	0	135
	2:00	61	5	0	1	1	0	1	0	0	0	0	0	69
	3:00	33	4	0	1	1	0	0	0	0	0	0	0	40
	4:00	25	4	0	2	2	0	0	0	0	0	0	0	34
	5:00	44	6	1	1	0	0	0	1	0	0	0	0	54
	6:00	124	25	5	5	2	0	3	0	0	0	0	0	167
	7:00	314	31	5	6	3	0	6	0	0	0	0	0	370
	8:00	528	61	8	12	3	0	6	2	0	0	0	0	628
	9:00	648	96	9	18	3	0	7	2	0	0	0	0	798
	10:00	664	96	11	20	6	0	8	2	0	0	0	0	822
	11:00	791	98	5	17	4	0	6	2	0	0	0	0	939
DIRECTION	12:00	896	106	6	16	4	0	7	3	0	0	0	0	1054
South	13:00	1064	118	10	18	4	0	8	2	0	1	0	0	1242
	14:00	1077	117	7	20	2	0	8	2	0	0	0	0	1245
	15:00	1146	126	4	17	2	0	7	1	0	0	0	0	1317
	16:00	1194	123	6	16	1	0	6	1	0	0	0	0	1364
	17:00	1251	114	11	17	1	0	9	0	0	0	0	0	1422
	18:00	1328	111	2	8	1	0	8	1	0	0	0	0	1474
	19:00	1273	93	3	9	0	0	8	1	0	0	0	0	1400
	20:00	1205	86	3	6	1	0	7	1	0	0	0	0	1319
	21:00	1082	78	1	4	0	0	6	1	0	0	0	0	1176
	22:00	886	67	1	5	1	0	6	1	0	0	0	0	975
	23:00	528	36	1	2	0	0	4	0	0	0	0	0	575
	24:00	280	14	0	2	0	0	2	0	0	0	0	0	301
TOTAL VEHICLES	218	16558	1627	99	224	43	0	126	24	0	1	0	0	18920
TOTAL AXLES	436	33116	3254	248	448	129	0	441	120	0	5	0	0	38197
GRAND TOTAL VEHICLES	276	33754	3414	214	514	78	1	252	54	2	1	0	0	38560
GRAND TOTAL AXLES	552	67508	6828	535	1028	234	4	882	270	12	5	0	0	77859

**VEHICLE CLASSIFICATION CODES:**

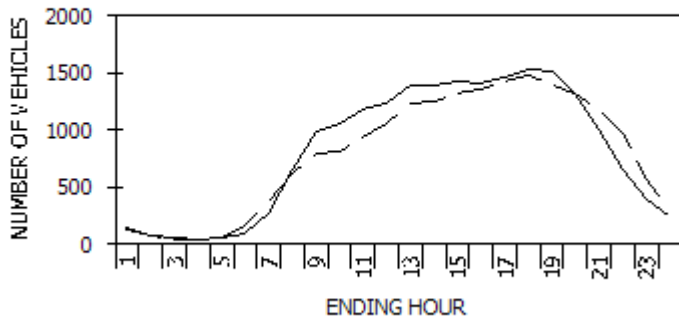
- F1. Motorcycles
- F2. Autos\*
- F3. 2 Axle, 4-Tire Pickups, Vans, Motorhomes\*
- F4. Buses
- F5. 2 Axle, 6-Tire Single Unit Trucks
- F6. 3 Axle Single Unit Trucks
- F7. 4 or More Axle Single Unit Trucks
- F8. 4 or Less Axle Vehicles, One Unit is a Truck
- F9. 5 Axle Double Unit Vehicles, One Unit is a Truck
- F10. 6 or More Double Unit Vehicles, One Unit is a Truck
- F11. 5 or Less Axle Multi-Unit Trucks
- F12. 6 Axle Multi-Unit Trucks
- F13. 7 or More Axle Multi-Unit Trucks

\* INCLUDING THOSE HAULING TRAILERS

**FUNCTIONAL CLASS CODES:**

- | RURAL | URBAN | SYSTEM                        |
|-------|-------|-------------------------------|
| 01    | 11    | PRINCIPAL ARTERIAL-INTERSTATE |
| 02    | 12    | PRINCIPAL ARTERIAL-EXPRESSWAY |
| 02    | 14    | PRINCIPAL ARTERIAL-OTHER      |
| 06    | 16    | MINOR ARTERIAL                |
| 07    | 17    | MAJOR COLLECTOR               |
| 08    | 17    | MINOR COLLECTOR               |
| 09    | 19    | LOCAL SYSTEM                  |

**TRAFFIC FLOW BY DIRECTION**



--- North      --South

**PEAK HOUR DATA**

DIRECTION	HOUR	COUNT	2-WAY	HOUR	COUNT
North	18	1539	A.M.	12	2297
South	18	1474	P.M.	18	3013

# Westchester County D.P.W Division of Traffic Engineering

Yonkers  
10  
VOL  
V015

Site Code: 10  
Station ID: 422  
Ashburton Ave  
Ashburton Ave E/ Sawmill River Rd.  
Latitude: 0' 0.0000 Undefined

Start Time	15-Jun-15		Tue		Wed		Thu		Fri		Sat		Sun		Week Average	
	EB	WB	EB	WB	EB	WB	EB	WB	EB	WB	EB	WB	EB	WB	EB	WB
12:00 AM	*	*	*	*	114	153	84	140	*	*	*	*	*	*	99	146
01:00	*	*	*	*	58	81	64	80	*	*	*	*	*	*	61	80
02:00	*	*	*	*	36	43	36	38	*	*	*	*	*	*	36	40
03:00	*	*	*	*	42	38	33	33	*	*	*	*	*	*	38	36
04:00	*	*	*	*	66	39	61	42	*	*	*	*	*	*	64	40
05:00	*	*	*	*	167	98	164	89	*	*	*	*	*	*	166	94
06:00	*	*	*	*	349	295	364	260	*	*	*	*	*	*	356	278
07:00	*	*	*	*	<b>534</b>	<b>468</b>	<b>474</b>	<b>419</b>	*	*	*	*	*	*	<b>504</b>	<b>444</b>
08:00	*	*	*	*	451	411	470	373	*	*	*	*	*	*	460	392
09:00	*	*	*	*	392	405	406	355	*	*	*	*	*	*	399	380
10:00	*	*	*	*	363	348	383	316	*	*	*	*	*	*	373	332
11:00	*	*	*	*	421	381	411	357	*	*	*	*	*	*	416	369
12:00 PM	*	*	409	365	397	383	<b>383</b>	<b>374</b>	*	*	*	*	*	*	396	374
01:00	*	*	379	336	418	368	*	*	*	*	*	*	*	*	398	352
02:00	*	*	468	378	459	409	*	*	*	*	*	*	*	*	464	394
03:00	*	*	<b>493</b>	<b>443</b>	465	432	*	*	*	*	*	*	*	*	<b>479</b>	<b>438</b>
04:00	*	*	456	<b>453</b>	479	480	*	*	*	*	*	*	*	*	468	<b>466</b>
05:00	*	*	461	433	<b>496</b>	<b>484</b>	*	*	*	*	*	*	*	*	478	458
06:00	*	*	399	392	461	423	*	*	*	*	*	*	*	*	430	408
07:00	*	*	356	370	359	398	*	*	*	*	*	*	*	*	358	384
08:00	*	*	277	352	304	359	*	*	*	*	*	*	*	*	290	356
09:00	*	*	229	316	269	327	*	*	*	*	*	*	*	*	249	322
10:00	*	*	174	249	212	253	*	*	*	*	*	*	*	*	193	251
11:00	*	*	157	202	153	209	*	*	*	*	*	*	*	*	155	206
Lane Day	0	0	4258	4289	7465	7285	3333	2876	0	0	0	0	0	0	7330	7040
AM Peak	-	-	-	-	07:00	07:00	07:00	07:00	-	-	-	-	-	-	07:00	07:00
Vol.	-	-	-	-	534	468	474	419	-	-	-	-	-	-	504	444
PM Peak	-	-	15:00	16:00	17:00	17:00	12:00	12:00	-	-	-	-	-	-	15:00	16:00
Vol.	-	-	493	453	496	484	383	374	-	-	-	-	-	-	479	466

Comb. Total	0	8547	14750	6209	0	0	0	14370
ADT	ADT 15,755	AADT 15,755						

# Westchester County D.P.W Division of Traffic Engineering

Yonkers  
07  
VOL  
V015

Site Code: 07  
Station ID: 891  
Warburton Ave.  
Warburton Ave S/Ashburton Ave  
Latitude: 0' 0.0000 Undefined

Start Time	15-Jun-15		Tue		Wed		Thu		Fri		Sat		Sun		Week Average	
	SB	NB	SB	NB	SB	NB	SB	NB	SB	NB	SB	NB	SB	NB	SB	NB
12:00 AM	*	*	*	*	42	47	30	43	*	*	*	*	*	*	36	45
01:00	*	*	*	*	23	26	14	26	*	*	*	*	*	*	18	26
02:00	*	*	*	*	13	15	12	10	*	*	*	*	*	*	12	12
03:00	*	*	*	*	16	16	13	13	*	*	*	*	*	*	14	14
04:00	*	*	*	*	21	12	8	15	*	*	*	*	*	*	14	14
05:00	*	*	*	*	34	36	40	33	*	*	*	*	*	*	37	34
06:00	*	*	*	*	119	89	120	95	*	*	*	*	*	*	120	92
07:00	*	*	*	*	206	177	190	179	*	*	*	*	*	*	198	178
08:00	*	*	*	*	254	200	233	215	*	*	*	*	*	*	244	208
09:00	*	*	*	*	223	176	187	196	*	*	*	*	*	*	205	186
10:00	*	*	*	*	212	193	191	183	*	*	*	*	*	*	202	188
11:00	*	*	*	*	198	214	195	213	*	*	*	*	*	*	196	214
12:00 PM	*	*	247	235	223	192	199	207	*	*	*	*	*	*	223	211
01:00	*	*	201	214	192	200	184	194	*	*	*	*	*	*	192	203
02:00	*	*	218	218	228	222	*	*	*	*	*	*	*	*	223	220
03:00	*	*	239	246	230	269	*	*	*	*	*	*	*	*	234	258
04:00	*	*	189	260	230	307	*	*	*	*	*	*	*	*	210	284
05:00	*	*	196	307	215	265	*	*	*	*	*	*	*	*	206	286
06:00	*	*	130	238	178	212	*	*	*	*	*	*	*	*	154	225
07:00	*	*	156	175	131	171	*	*	*	*	*	*	*	*	144	173
08:00	*	*	126	172	126	167	*	*	*	*	*	*	*	*	126	170
09:00	*	*	93	118	98	130	*	*	*	*	*	*	*	*	96	124
10:00	*	*	82	90	68	97	*	*	*	*	*	*	*	*	75	94
11:00	*	*	60	69	70	74	*	*	*	*	*	*	*	*	65	72
Lane Day	0	0	1937	2342	3350	3507	1616	1622	0	0	0	0	0	0	3244	3531
AM Peak	-	-	-	-	08:00	11:00	08:00	08:00	-	-	-	-	-	-	08:00	11:00
Vol.	-	-	-	-	254	214	233	215	-	-	-	-	-	-	244	214
PM Peak	-	-	12:00	17:00	15:00	16:00	12:00	12:00	-	-	-	-	-	-	15:00	17:00
Vol.	-	-	247	307	230	307	199	207	-	-	-	-	-	-	234	286

Comb. Total	0	4279	6857	3238	0	0	0	6775
ADT	ADT 7,425	AADT 7,425						



# Westchester County D.P.W Division of Traffic Engineering

Yonkers  
03  
VOL  
V015

Site Code: 03  
Station ID: 901  
Warburton Ave.  
Warburton Ave. N/ Ashburton Ave.  
Latitude: 0' 0.0000 Undefined

Start Time	22-Jun-15		Tue		Wed		Thu		Fri		Sat		Sun		Week Average	
	SB	NB	SB	NB	SB	NB	SB	NB	SB	NB	SB	NB	SB	NB	SB	NB
12:00 AM	*	*	*	*	46	66	65	83	*	*	*	*	*	*	56	74
01:00	*	*	*	*	37	23	34	40	*	*	*	*	*	*	36	32
02:00	*	*	*	*	23	29	22	33	*	*	*	*	*	*	22	31
03:00	*	*	*	*	6	24	16	26	*	*	*	*	*	*	11	25
04:00	*	*	*	*	25	21	27	18	*	*	*	*	*	*	26	20
05:00	*	*	*	*	38	33	39	40	*	*	*	*	*	*	38	36
06:00	*	*	*	*	132	126	146	100	*	*	*	*	*	*	139	113
07:00	*	*	*	*	212	187	211	177	*	*	*	*	*	*	212	182
08:00	*	*	*	*	<b>221</b>	195	<b>223</b>	<b>218</b>	*	*	*	*	*	*	<b>222</b>	206
09:00	*	*	*	*	173	247	188	215	*	*	*	*	*	*	180	231
10:00	*	*	*	*	179	194	220	202	*	*	*	*	*	*	200	198
11:00	*	*	<b>192</b>	<b>222</b>	200	<b>278</b>	*	*	*	*	*	*	*	*	196	<b>250</b>
12:00 PM	*	*	219	218	<b>258</b>	252	*	*	*	*	*	*	*	*	<b>238</b>	235
01:00	*	*	200	215	172	244	*	*	*	*	*	*	*	*	186	230
02:00	*	*	181	223	202	235	*	*	*	*	*	*	*	*	192	229
03:00	*	*	230	<b>329</b>	196	253	*	*	*	*	*	*	*	*	213	<b>291</b>
04:00	*	*	<b>231</b>	270	215	257	*	*	*	*	*	*	*	*	223	264
05:00	*	*	223	315	233	<b>265</b>	*	*	*	*	*	*	*	*	228	290
06:00	*	*	220	271	193	253	*	*	*	*	*	*	*	*	206	262
07:00	*	*	199	216	181	216	*	*	*	*	*	*	*	*	190	216
08:00	*	*	156	180	187	223	*	*	*	*	*	*	*	*	172	202
09:00	*	*	128	163	147	193	*	*	*	*	*	*	*	*	138	178
10:00	*	*	105	131	130	177	*	*	*	*	*	*	*	*	118	154
11:00	*	*	78	104	98	136	*	*	*	*	*	*	*	*	88	120
Lane Day	0	0	2362	2857	3504	4127	1191	1152	0	0	0	0	0	0	3530	4069
AM Peak	-	-	11:00	11:00	08:00	11:00	08:00	08:00	-	-	-	-	-	-	08:00	11:00
Vol.	-	-	192	222	221	278	223	218	-	-	-	-	-	-	222	250
PM Peak	-	-	16:00	15:00	12:00	17:00	-	-	-	-	-	-	-	-	12:00	15:00
Vol.	-	-	231	329	258	265	-	-	-	-	-	-	-	-	238	291

Comb. Total	0	5219	7631	2343	0	0	0	7599
ADT	ADT 8,166	AADT 8,166						

## Westchester County D.P.W Division of Traffic Engineering

Yonkers  
03  
VOL  
V014

Site Code: 03  
Station ID: 594  
Yonkers Ave.  
Yonkers Ave Off Ramp  
Latitude: 0' 0.0000 Undefined

Start Time	Mon 18-May-15	Tue 19-May-15	Wed 20-May-15	Thu 21-May-15	Fri 22-May-15	Average Day	Sat 23-May-15	Sun 24-May-15	Week Average
12:00 AM	*	87	81	*	*	84	*	*	84
01:00	*	60	56	*	*	58	*	*	58
02:00	*	37	41	*	*	39	*	*	39
03:00	*	36	46	*	*	41	*	*	41
04:00	*	30	34	*	*	32	*	*	32
05:00	*	86	94	*	*	90	*	*	90
06:00	*	139	149	*	*	144	*	*	144
07:00	*	228	246	*	*	237	*	*	237
08:00	*	238	<b>280</b>	*	*	<b>259</b>	*	*	<b>259</b>
09:00	*	<b>244</b>	212	*	*	228	*	*	228
10:00	*	204	208	*	*	206	*	*	206
11:00	*	238	223	*	*	230	*	*	230
12:00 PM	*	250	<b>269</b>	*	*	260	*	*	260
01:00	*	299	265	*	*	282	*	*	282
02:00	269	316	*	*	*	292	*	*	292
03:00	355	336	*	*	*	346	*	*	346
04:00	349	370	*	*	*	360	*	*	360
05:00	370	<b>403</b>	*	*	*	<b>386</b>	*	*	<b>386</b>
06:00	<b>390</b>	368	*	*	*	379	*	*	379
07:00	278	321	*	*	*	300	*	*	300
08:00	269	271	*	*	*	270	*	*	270
09:00	180	218	*	*	*	199	*	*	199
10:00	167	164	*	*	*	166	*	*	166
11:00	105	122	*	*	*	114	*	*	114
Day Total	2732	5065	2204	0	0	5002	0	0	5002
% Avg. WkDay	54.6%	101.3%	44.1%	0.0%	0.0%				
% Avg. Week	54.6%	101.3%	44.1%	0.0%	0.0%	100.0%	0.0%	0.0%	
AM Peak	-	09:00	08:00	-	-	08:00	-	-	08:00
Vol.	-	244	280	-	-	259	-	-	259
PM Peak	18:00	17:00	12:00	-	-	17:00	-	-	17:00
Vol.	390	403	269	-	-	386	-	-	386

Grand Total	2732	5065	2204	0	0	5002	0	0	5002
ADT	ADT 5,345		AADT 5,345						