

YOUR  
FULL WEEKEND  
RESULTS ROUND-UP

THREE-YEAR TERM OF OFFICE FOR BAF OFFICIALS? — P.20

£1.10

# Athletics Weekly

Wednesday  
29th March  
1995

**KENYAN  
TEAMS  
TRIUMPH**

**NUTRASWEET  
LONDON  
MARATHON  
PREVIEW**

**Our nine-page  
guide to the  
big race starts  
on page 4**

**16 pages of reports and  
pictures from the  
Snickers World Cross  
Country Championships**





## IT'S ON A PLATE FOR LINFORD

LINFORD CHRISTIE is not only famous for his artistry on the track, with his stunning display of running and lycra outfits – remember the skeleton suit he wore at an end-of-season event – but he now appears to have turned his hand to plate painting.

The World, Olympic, European and Commonwealth 100m Champion has designed the plate for the Cutex Create-A-Plate appeal, which raises money for the Arthritis and Rheumatism Council for Research.

The plate, along with other creations from many celebrities, is expected to be auctioned later this year.

## BUCKNER

was the first junior, Bruce Tulloh first veteran, and his wife Sue was first woman.

Buckner says: "I had a wonderful trip to Kenya, it was really beneficial, and I'm looking forward to the marathon. Before that I'll do the Woking 10, Eastleigh 10km and Portsmouth Half-marathon – and I'll be looking for a few PBs.

"I couldn't have been with better people to educate me on the marathon in Kenya than Richard (Nerurkar), Bruce and Dave, and I'm looking to go under 2:15, maybe even a couple of minutes quicker if it goes really well."



TREVOR WELLS, the former international long jumper, entered and won the South of England vets triple jump with 11.53m and collected the long jump silver medal with 5.74.

Only two weeks previously his son Stuart, 15, won the South of England U17 triple jump with 13.12. He also won the long jump silver medal (6.14).

We at *Athletics Weekly* would like to know if there are any more father and son competitors out there, especially if they are competing in the same events.

## HALES RETURN

ALMOST 10 years ago a young medical student from Dartford stormed across the London Marathon finish line to take third place behind Ingrid Kristiansen's world record breaking 2:21:06.

That young student was Sally Hales, who lopped more than 11sec off her PB to finish in 2:28:38 – which is still the fifth fastest time by a British woman and a time that would have won last year's race with four minutes to spare.

Nothing out of the ordinary there, what is extraordinary is her confession: "I haven't run a proper marathon since."

She admits to competing in the 1986 Sheffield Marathon to raise money for leukaemia research and clocked a distinctly more relaxed 2:59:00.

Now though, with two sons and a demanding job as a consultant pathologist at Macclesfield Hospital, intensive training is not high on her priority list, but she has found time to train for this year's London Marathon and will be part of former Manchester City and England goalkeeper Joe Corrigan's team hoping to raise £12,000 for Cancer Relief Macmillan Fund. And the time: "that won't be important. I've set myself a target of 3:20:00 and there's little chance of me going any quicker than that."

THE first time Javier Sotomayor cleared 2.35

(in fact it was 2.36) at the age of 18 years and five months, nobody realised he would do it more than 70 times.

Since he has achieved almost everything possible in the high jump, he could now set himself a new target: to clear 2.35 or more in 100 meets.

If he manages to do that, it must be counted above John Walker's and Steve Scott's (and soon Marcus O'Sullivan's – see *Athletics Weekly* 22nd March) 100 sub-four minute miles.

So far, before the Barcelona World Indoor champs, Sotomayor has jumped 2.35m or higher 71 times. But even he is not superhuman – he recently lost in Berlin to Norway's Steinar Hoen.

However, if Yuriy Sedykh

## STAT PACK

can be called 'Mr Hammer'

then we can

also call Sotomayor 'Mr High Jump'. And of course his wife Maria del Carmen Garcia has cleared 1.90m.

Sotomayor has only won one Olympic gold (1992) but that is – perhaps – because Cuba boycotted the 1988 Games and he had to watch the Seoul Games on TV (if they were shown) on his island of sugar, cigars and rum.

Sotomayor was 1.95m tall at the age of 14 and his rivals must be thankful he is still only 1.95m tall.

He does not like competing in the rain. Remember Zurich last year, he could not even clear his opening height of 2.25m. So what if it rains in Gothenburg in August? It is not out of the question...



HIGH JUMP CARD FROM BARCELONA

Athlete	Country	2.15	2.20	2.24	2.28	2.32	2.35	2.38	2.41	2.44
H Samblom	(NOR)	—	—	0	—	xxx	—	—	—	—
R Sonn	(GER)	—	0	0	0	xxx	—	—	—	—
D Grant	(GBR)	—	0	0	xx0	xx	x	—	—	—
E Ceresoli	(ITA)	0	0	0	xx0	xx	—	—	—	—
L Papakostas	(GRE)	—	0	0	x0	x0	x0	x	xx	—
J Sotomayor	(CUB)	—	—	0	—	0	0	0	—	xxx
S Zoric	(YUG)	—	0	0	x0	xxx	—	—	—	—
S Smith	(USA)	—	x0	x0	x0	xxx	—	—	—	—
T Riepl	(GER)	0	0	xx0	xxx	—	—	—	—	—
G Mayo	(COL)	0	—	0	xxx	—	—	—	—	—
D Kokotis	(GRE)	—	0	xx	x	—	—	—	—	—
S Hoen	(NOR)	—	—	0	—	x0	xxx	—	—	—
T Barton	(USA)	—	0	0	0	0	xxx	—	—	—

\*Compiled by Peika Rinne.

## BET ON IT

FOOTBALL, horse racing and rugby are all popular betting sports in Britain. So why not athletics?

Almost everyone must admit to having put a bet on the Grand National at some time or other. But when was the last time you nipped down to the local bookies to put a fiver on Linford Christie in the 3.30 from Zurich?

Probably because you wouldn't get very good odds.

But the Americans, forever the innovators, recently persuaded a betting firm to take action at an indoor 'meet' (as they call them over there) at Reno, Nevada.

"We had to introduce new elements to make track more entertaining to the casual fan," said meet director John Mansoor.

However, one small rule was enforced "to protect the meet's integrity." All athletes were asked to sign a form promising not to place any bets, even on themselves!

Apparently, gambling at the meet was light.



Britain's best for news and results

# Athletics Weekly

Wednesday  
June 7  
1995  
£1.10



At the double –  
Woodford Green's  
John Sear (16) and  
Adrian Green (15)  
on the way to  
maximum points in  
the steeplechase

## Best of British

Report and pictures from the Division  
One clash at Crystal Palace plus full  
results round-up from the remaining  
British League matches

### On the record

Yvonne Murray talks about  
her plans for the season

### Top ranked

Who heads the '95  
UK and World lists





# World leaders

Five Brits are included in the latest world rankings, while Ireland's Sonia O'Sullivan currently tops the 1500m listings

## Men

### 100

9.99	Donovan Bailey (CAN)
10.08	Terry Bowen (USA)
10.08	Ato Boldon (TRI)
10.09	Tim Harden (USA)
10.11	LINFORD CHRISTIE

### 200

20.08	Ato Boldon (TRI)
20.16A	Riaan Dempers (RSA)
20.17	Ivan Garcia (CUB)
20.22	Michael Johnson (USA)
20.23	Andrew Tynes (BAH)
20.23	Robson Da Silva (BRA)

### 400

44.25	Michael Johnson (USA)
44.83	Darnell Hall (USA)
44.86	Derek Mills (USA)
44.92	MARK RICHARDSON
45.01	Kevin Lyles (USA)

### 800

1:44.8A	Vincent Mallawa (KEN)
1:45.15	Jose Parilla (USA)
1:45.17	Kipkemboi Langat (KEN)
1:45.1A	Boniface Kamau (KEN)
1:45.24	Joseph Tengele (KEN)
1:45.24	Savien Ngidhi (ZIM)

### 1500

3:35.84	Brian Hyde (USA)
3:36.49	Steve Holman (USA)
3:36.96	V Shabunin (RUS)
3:36.83	Nouredine Bahar (MAR)
3:37.10	A Chekhamani (FRA)

### 3000

7:36.37	Haile Gebresilasie (ETH)
7:39.19	Venuste Niyongabo (BUR)
7:43.15	Simon Chemoliyo (KEN)
7:44.77	Joseph Kimani (KEN)
7:46.02	Shaun Creighton (AUS)
*en route to 2 miles WR of 8:07.46	

### 5000

13:16.80	Small Sghir (MAR)
13:16.83	Abdellah Bahar (FRA)
13:17.05	Brahim Boutayeb (MAR)
13:17.68	Mohamed Ezzmer (FRA)
13:18.89	Brahim Jabbour (MAR)

### 10,000

27:25.82	Simon Chemoliyo (KEN)
27:28.07	Joseph Kimani (KEN)
27:31.34	Todd Williams (USA)
27:32.82	Ondoro Osono (KEN)
27:57.08	Aloys Nizigama (BUR)

### 3000SC

8:12.05	Matthew Birir (KEN)
8:14.41	Wander Moura (BRA)
8:16.82	Ellud Bamgetuny (KEN)
8:18.15	Richard Kosgel (KEN)
8:22.41	Mark Croghan (USA)

### 110H

13.30	Jack Pierce (USA)
13.30	Roger Kingdom (USA)
13.32	COLIN JACKSON
13.33	Allen Johnson (USA)
13.36	Florian Shwarthoff (GER)

### 400H

48.11	Derek Adkins (USA)
48.50	Samuel Matete (ZAM)
48.64	Oleg Tverdokhlebov (UKR)
48.74	Danny Harris (USA)
48.85	Stephane Diagana (FRA)

### High jump

2.40	Javier Sotomayor (CUB)
2.31	Patrik Sjoborg (SWE)
2.30	Chris Olsson-O'Neill (USA)
2.30	Ray Doakes (USA)
2.30	Charles Austin (USA)
2.30	Bi Hongyang (CHN)
2.30	Steinar Hoen (NOR)
2.30	Artur Partyka (POL)
2.30	STEVE SMITH

### Pole vault

5.82	Cliffert Brits (RSA)
5.90	Igor Trandenkov (RUS)
5.85	Jean Galfione (FRA)
5.80	Kory Terpenning (USA)
5.80	Riaan Botha (RSA)
5.80	Andrej Thwentschik (GER)
5.80	Dean Starker (USA)
5.80	Bill Payne (USA)

### Long jump

8.56	K Straete-Thompson (USA)
8.51	Roland MoGhae (USA)
8.50	Ivan Pedroso (CUB)
8.48	Joe Greene (USA)
8.40	Douglas da Souza (BRA)

### Triple jump

17.92	James Beckford (JAM)
17.67	Yoelvis Quesada (CUB)
17.62A	Brian Wellman (BER)
17.24	Jerome Romain (DMN)
17.11	Denis Kapustin (RUS)

### Shot

21.76	John Godina (USA)
21.47	Brent Noon (USA)
21.00	Randy Barnes (USA)
20.93	CJ Hunter (USA)
20.58	Gregg Tatnalls (USA)

### Discus

87.80	Lars Riedel (GER)
86.70	Anthony Washington (USA)
85.04	Jürgen Schult (GER)
84.92	John Godina (USA)
84.52	Werner Reiterer (AUT)

### Hammer


81.94	Balazs Kiss (HUN)
79.50	Aleksandr Seleznyov (RUS)
79.48	Yuriy Sedych (RUS)
78.42	Heinz Weis (GER)
77.84	Pavel Sedlacek (TCH)

### Javelin

90.80	Jan Zelezny (TCH)
87.82	STEVE BACKLEY
86.66	Vladimir Ovchinnikov (RUS)
86.28	Raymond Hecht (GER)
84.80	Gavin Lovegrove (NZL)

### Decathlon

8521	Erki Nool (EST)
8438	Eduard Hamalainen (BLR)
8322	Dave Johnson (USA)
8302	Michael Kohrle (GER)
8268	Tomas Dvorak (TCH)



Out in front - Haile Gebresilasie leads the 3000m listings

## Women

### 100

11.09	Sheila Echols (USA)
11.10	D'Andre Hill (USA)
11.10	Zhanna Petusevich (UKR)
11.14	Chryste Gaines (USA)
11.15	Melanie Paschke (GER)

### 200

22.04	Gwen Torrence (USA)
22.33	Melinda Gainsford (AUS)
22.50	Cathy Freeman (AUS)
22.56	Melanie Paschke (GER)
22.57	Danette Young (USA)

### 400

50.23	Daniela Georgieva (BUL)
50.73	Gwen Torrence (USA)
50.77	Julia Duporte (CUB)
50.84	Cathy Freeman (AUS)
51.25	Danette Young (USA)

### 800

1:58.79	Maria Mutola (MOZ)
1:59.44	Meredith Rainey (USA)



Kim Batten tops the 400H

1:59.71	Luciana Mendes (BRA)
2:00.12	Petja Strashilova (BUL)
2:00.67	Irina Samorokova (RUS)

### 1500

4:08.80	Sonia O'Sullivan (IRL)
4:11.17	Gwen Griffiths (RSA)
4:11.73	Carla Sacramento (POR)
4:11.75	Ruth Wysocki (USA)
4:11.79	Leah Pells (CAN)

### 5000

14:55.02	Fernando Ribeiro (POR)
14:59.04	C McKernan (IRL)
15:04.05	Sonia O'Sullivan (IRL)
15:12.21	Albertina Dias (POR)
15:17.11	Laura Mykytok (USA)

### 10,000

31:23.06	Elana Meyer (RSA)
31:27.58	Derartu Tulu (ETH)
31:31.12	Junko Kataoku (JPN)
31:44.38	Annette Peters (USA)
31:45.74	Tecia Lorupe (KEN)

### 100H

12.73	Gail Devers (USA)
12.89	Brigitte Bukovec (SLO)
13.01	Zhou Jing (CHN)
13.02	Doris Williams (USA)
13.04	Carla Tuzzi (ITA)

### 400H

53.88	Kim Batten (USA)
54.15	Deon Hemmings (USA)
54.26	Tonja Buford (USA)
54.29	Debbie Ann Paris (JAM)
54.69	Tatyana Kurochikina (BLR)

### High jump

2.03	Inga Babakova (UKR)
2.03	Tatyana Motkova (RUS)
2.01	Alina Astafei (GER)
1.99	Yelena Gulyayeva (RUS)
1.98	Amy Acuff (USA)
1.98	Tisha Waller (USA)

### Pole vault

4.10	Daniela Bartova (TCH)
4.08	Zhong Guiling (CHN)
4.08	Sun Caiyun (CHN)

4.07	Gai Weiyan (CHN)
4.00	Daniela Kopernick (GER)

### Long jump

7.02	Heike Drechsler (GER)
6.93	Svetlana Moskalets (RUS)
6.90	Sharon Couch (USA)
6.89	Niruka Montalvo (CUB)
6.88	Iva Prandzheva (BUL)

### Triple jump

14.73	Anna Biryukova (RUS)
14.54	Yolanda Chen (RUS)
14.50	Inna Lasovskaya (RUS)

### Shot

20.29	Astrid Kumbamusa (GER)
20.05	Kathrin Neimke (GER)
19.75	Valentina Fedyushina (UKR)
19.58	Connie Price-Smith (USA)
19.51	Sui Ximmi (CHN)

### Discus

69.68	Mette Bergmann (NOR)
66.84	Ike Wyludda (GER)
66.54	Eilan Zvereva (BLR)
64.52	Nicoleta Grasu (ROM)
64.06	Daniela Costian (AUS)

### Hammer

66.86	Mihaela Melinte (ROM)
65.60	Olga Kuzenkova (RUS)
64.66	Svetlana Sudak (BLR)
64.58	Simone Mathes (GER)
63.92	Debbie Sosimenko (AUS)

### Javelin

68.22	Natalya Shkolenko (BLR)
67.22	Steffi Nerius (GER)
67.16	Trine Hattestad (NOR)
65.80	Louise McPaul (AUS)
65.34	Yekaterina Ivakina (RUS)

### Heptathlon

6715	Ghada Shouaa (SYR)
6617	Sabine Braun (GER)
6604	Irina Tyukhay (RUS)
6583	Svetlana Moskalets (RUS)
6383	Peggy Bear (GER)

Correct as of June 2



Gaudyn (RUS) 13.29; 6 M Azyabina (RUS) 13.31; 7 A Piquereau (FRA) 13.33; 8 N Ramalanirina (MAD) 13.39  
**400H:** 1 D Hemmings (JAM) 55.14; 2 O Nazarova (RUS) 56.42; 3 V Ordina (RUS) 56.64; 4 A Knoroz (RUS) 57.31; 5 I Tillea (ROM) 57.32; 6 GOWRY RETCHAKAN 57.78  
**LJ:** 1 H Drechsler (GER) 6.80; 2 I Kravets (UKR) 6.73; 3 L Berezhnaya (UKR) 6.61; 4 L Nineva (AUT) 6.60; 5 Y Khlopotnova (UKR) 6.57; 6 R Nielsen (DEN) 6.48; 7 A Karczmarski (POL) 6.43; 8 N Motilva (CUB) 6.25; 9 N Caster (FRA) 6.08; 10 A Mahob (FRA) 5.89; 11 S Moskalets (RUS) 5.85  
**JT:** 1 N Shkolenko (BLS) 68.22; 2 T Haltestad (NOR) 64.74; 3 Y Ivakina (RUS) 62.34; 4 J Jeppesen (DEN) 61.88; 5 X Rivera (CUB) 60.80; 6 F Tillea (ROM) 59.50; 7 R Ramanauskaitė (LIT) 58.06; 8 M Begue (FRA) 57.20; 9 N Tepe (FRA) 54.66; 10 N Auzell (FRA) 54.40

## EUROPEAN 100KM CHAMPIONSHIPS, Chavagnes-en-Pailliers, May 27

**Men**  
 1 J Janicki (POL) 6:28.36; 2 I Hyabov (RUS) 6:30.04; 3 A Magier (POL) 6:35.37; 4 B Curton (FRA, M40) 6:39.32; 5 A Motorin (RUS, M40) 6:39.50; 6 M Kokorev (RUS) 6:42.25; 17 S MOORE (M40) 7:12.15; 18 D RITCHIE (GBR, M50) 7:16.18; 20 R GARDNER 7:26.58; 21 D LACY (M50) 7:31.19; 27 M GRIFFITHS (M40) 7:58.03; 29 P TAYLOR (M40) 8:03.08  
**TEAM:** 1 Russia; 2 Poland; 3 France; 4 Belgium; 5 Great Britain; 6 Hungary; 7 Czech Republic; 8 Slovakia  
**Women**  
 1 I Olive (FRA) 7:43.14; 2 L HARDING 7:52.23; 3 D Geoffroy (FRA) 7:54.10; 4 R Bolton (GER) 7:54.55; 5 N Duchemin (FRA, W35) 8:01.38; 6 E ROBINSON (W35) 8:07.54; 10 S GAYTER 8:21.22; 17 H WALKER 10:23.18  
**TEAM:** 1 France; 2 Great Britain; 3 Germany

## 48 HOURS TRACK RACE, Paris, May 7/8

**Men**  
 1 Y Kourov (AUS) 470.781km (292M, 933y); 2 T Rusek (TCH) 433.384km (269M 375y); 3 V Goubard (RUS) 380.908km (236M 1,206y); 4 JAMES ZAREI 368.130km (227M 885y); 5 T Cherns (CAN) 355.87km; 6 A Jousseau (FRA) 343.209km; 7 S Mittleman (USA) 318.387km; 8 ELEANOR ADAMS-ROBINSON 314.256km (195M 475y); 9 C Mainix (FRA) 305.510km; 10 M Careau (CAN) 304.304km; 11 M Hausmann (GER, Female) 304.002km; 12 A Mallereau (FRA) 297.066km; 13 G Mallereau (FRA) 293.145km; 14 J Record (AUS) 287.113km; 15 G Fricke (GER, female) 285.806km

## GERMANY

### KIEL, May 14

**Men**  
**110H:** Harrington (USA) 13.78w/+2.8  
**SP:** Urban 19.49  
**Women**  
**300H:** Rieger 41.0  
**HJ:** 1 Henkel 1.89 (injured attempting 1.92); 2 Javad (SVK) 1.89

### COLOGNE, May 14

**Women**  
**5000:** Lokar 15:20.06

## HOLLAND

### KERKRADE, May 27

**Men**  
**2 MILES:** H Gebresilasie (ETH) 8:07.46 (WR)

### UTRECHT MARATHON, May 21

**GB INTERNATIONAL** Chris Penny confirmed his return to form, in his first marathon for 18 months following long-term injury by running away from the field.

Penny was on his own before the mile mark and went through halfway in 68:20, eventually recording a record for the two-lap course.

**Men**  
 1 CHRIS PENNY 2:20:39; 2 J Forket (NED) 2:31.02; 3 J Moorman (NED) 2:34:58

## HUNGARY

### FOUR NATIONS INTERNATIONAL, Ozd, May 27

HIGH temperatures put paid to hopes of fast time, Paul Warburton reports.

A team of five debutants readjusted their sights and Jamie O'Rawe and Kim Baird were more than pleased with their first appearance in a British vest.

Karen Kneale came in at the last minute and also acquitted herself well, although not as well as husband and wife Sandor and Maria Urbanike whose double win cemented a home victory.

**Men (20km)**  
 1 S Urbanik (HUN) 85:00; 2 I Kolar (SLO) 85:34; 3 C Dudas (HUN) 88:06; 4 R Valicsek (SLOV) 88:39; 5 R Mrazek (SLO) 90:02; 6 A Corshkov (UKR) 92:39...12 P KING 96:25; 13 J O'RAWE 97:37...17 S TAYLOR 101:42  
**TEAM:** 1 Hungary 29; 2 Slovakia 28; 3 Ukraine 16; 4 GREAT BRITAIN 6

**Women (10km)**  
 1 M Urbanike (HUN) 44:24; 2 T Rogozina (UKR) 44:52; 3 A Szabenskij (HUN) 44:57; 4 I Illyes (HUN) 45:24; 5 S Kalitka (UKR) 48:01; 6 A Alfordi (HUN) 48:44...10 K BAIRD 51:06; 11 E CALLINAN 51:32...17 K KNEAL 52:56...24 S BLACK 56:15  
**TEAM:** 1 Hungary 32; 2 Ukraine 26; 3 GREAT BRITAIN 12; 4 Slovakia 9

## KENYA

### AAAC/ENGEL NAIROBI INTERNATIONAL MEETING, May 27

**Men**  
**100:** 1 D Aliu (NGR) 10.14; 2 S Emmanuel (NGR) 10.31; 3 P Strenius (SWE) 10.37  
**200:** 1 Aliu 20.80; 2 Emmanuel 20.89; 3 B Phiri (RSA) 20.95  
**400:** 1 D Kamoga (UGA) 45.29; 2 J Chepkwony (KEN) 45.49; 3 A Matili (KEN) 45.88; 4 S Kemboi (KEN) 46.14; 5 MARK SMITH 46.44  
**800:** 1 V Malakwen (KEN) 1:44.8; 2 B Kamau (KEN) 1:45.1  
**1500:** 1 M Kiptanui (KEN) 3:37.87; 2 S Kipkari (KEN) 3:38.96; 3 M Baswati (KEN) 3:40.10; 4 J Koskel (KEN) 3:43.02  
**5000:** 1 D Komen (KEN) 13:29.33; 2 W Kalia (KEN) 13:38.22; 3 D Kirui (KEN) 13:44.85; 4 H Kogo (KEN) 13:48.52  
**400H:** 1 E Keter (KEN) 49.33; 2 B Kinyor (KEN) 49.68; 3 G Biwotti (KEN) 49.82; 4 PETER CRAMPTON 50.36

**PV:** 1 O Brits (RSA) 5.70; 2 T Barthel (NOR) 5.60; 3 P Stenlund (SWE) 5.45; 4 P Widen (SWE) 5.25; 5 R Botha (RSA) 5.25  
**TJ:** 1 A Holm (SWE) 16.87; 2 J Katonon (KEN) 16.85; 3 A Murphy (AUS) 16.78  
**DT:** 1 D Shevchenko (RUS) 63.38; 2 A Olulaju (NGR) 60.54; 3 M Swart (RSA) 56.58

**Women**  
**100:** 1eq, H Seyerling (RSA)/T Malcolm (JAM) 11.50; 2 C Ubah (NGR) 11.72  
**400:** 1 O Afolabi (NGR) 51.85; 2 G Birungi (UGA) 52.81; 3 M Schotte (RSA) 54.45  
**800:** 1 K Dulecha (ETH) 2:03.3; 2 G Warmuyu (KEN) 2:05.1; 3 M Henning (RSA) 2:07.1; 4 J Maranga (KEN) 2:08.2  
**3000:** 1 L Yishak (ETH) 9:07.87; 2 N Mugo (ETH) 9:12.54; 3 S Barsosio (KEN) 9:13.53; 4 N Kiprop (KEN) 9:19.77  
**HJ:** 1 D du Plessis (RSA) 1.91; 2 H Storbach (RSA) 1.91; 3 P Zink (DEN) 1.88

**NORWAY**  
**SOFTLAND GRAND PRIX, Fana, May 25**  
**WALKING's** equivalent to Bislett proved a disappointment for the British contingent who made the trip, Paul Warburton reports.

With Gothenburg places in mind, they went the track that has seen five world records, including the current 20km mark set by Bernardo Segura last year.

Darrell Stone and Las Morton turned in respectable efforts, as did Vicky Lupton, but none made significant inroads on the times all set in the April World Cup.

Chris Maddocks called it quits when he realised he was outside four hours for 50km, and so did 10 others in the three races.

It was left to Commonwealth champions Nick A'hem and Kerry Saxby-Junne who on the day were in a class of their own.

**Men (20km)**  
 1 N A'hem (AUS) 1:21:37.8; 2 J Urbano (POR) 1:23:29.2; 3 M St Pierre (CAN) 1:23:35.3; 4 D STONE 1:26:51.6; 5 R Arrado (MEX) 1:27:25.8; 6 M Engelsviken (NOR) 1:27:56.2; 7 J Lehtinen (FIN) 1:28:37.2; 8 M Casey (IRL) 1:29:24.5; 9 C Sunderson (NOR) 1:33:38.3; 10 P Ryan (IRL) 1:35:53.4; 11 S Valesco (MEX) 1:36:07.0; 12 F SHILLABEER 1:46:06.6

**Men (50km)**  
 1 D Garcia (MEX) 3:54:45.6; 2 L MORTON 4:06:46.6; 3 C Svensson (SWE) 4:15:50.0  
**Women (10km)**  
 1 K Saxby-Junne (AUS) 42:27; 2 K Radtke (POL) 43:30.3; 3 K Tysse (NOR) 46:25.9; 4 V LUPTON 47:26.2; 5 A Pertola 47:53.8; 6 H Liland (NOR) . DNF; A Baker (CAN); A Mostad (NOR)

**OSLO (Bislett), May 20**  
**Men**  
**SP:** 1 G Andersen 19.59 (first comp. since 1991); 2 Hoff 19.00  
**DT:** Jensen 60.95  
**Women**  
**DT:** Bergmann 64.12

**PORTUGAL**  
**EUROPEAN CLUB'S CUP, The Algarve, May 27**  
**Men**  
**MATCH:** 1 Larios A.A. Morallaz (ESP) 142; 2 Fiamme Azzurra (ITA) 123; 3 Ujpesti Torna Egylet (HUN) 115; 4 Dukla Praha (CZE) 96; 5 Racing Club De France (FRA) 96;

6 THAMES VALLEY HARRIERS 73; 7 Panellinos Athletic Club (GRE) 69

**100:** 1 A Terzian (GRE) 10.64;...5 PAUL WHITE 10.83  
**200:** 1 Terzian 21.45;...4 STEVE McCOURT 21.8. **B:** PAUL WHITE 21.80;...3 C EDMUNDS 21.98  
**400:** 1 S Mateta 47.06;...5 V Rose 47.83  
**800:** G D'Urso (ITA) 1:49.84. **B:** 1 A Boutkovski 1:48.48 ... 5 MATT HIBBERD 1:50.54  
**110H:** 1 L Csillag 14.09;...6 ERERTON HARRISON 14.7  
**400H:** 1 Mantete 49.19;...3 GARY TELFOR 51.29 PB  
**1500:** 1 M Pancorbo 3:45.87;...5 MATT HIBBERD 3:47.81  
**3000:** 1 L Jesus 7:53.43;...13 NEIL PANCHEN 8:41.83  
**5000:** 1 G Baccani 14:15.81;...6 N OVINGTON 15:19.47  
**10,000:** 1 Z Vaidy (HUN);...7 GORDON REID 32:44.5  
**3000SC:** 1 R Barai (HUN) 8:56.59;...6 ANDY FOOKS 9:29.58  
**HJ:** 1 G Becker (SPA) 2.18;...8 MARLON HUGGINS 1.90  
**PV:** 1 M Tarasov 5.60;...6 MARK GRANT 4.80  
**LJ:** 6 JOHN MUNROE 7.33  
**TJ:** 1 Z Czingler (Ujesti) 18.69;...6 R CAMERON 15.31  
**SP:** 1 Manuel Martinez 19.64;...7 STEVE WHYTE 16.18. **B:** 1 D Gentcherouk 19.88;...7 SCOTT HAYES 13.92  
**DT:** 1 I Durar-Dukla 56.88;...5 MATT SYMONDS 50.66. **B:** 1 G Panchen 55.34 ... 3 HAYES 47.72  
**HT:** 1 Yuri Sedykh (FRA) 76.56;...5 PETER VIMAN 70.70  
**JT:** 1 I Soliano (RUS);...4 STEPHAN BALDWIN 67.78  
**4x100:** 5 THAMES VALLEY HARRIERS 40.97  
**4x400:** 7 THAMES VALLEY HARRIERS 3:20.72

**SPAIN**  
**ALHAMA, May 20/21**  
**AMONG** 17 British PBs in individual and combined events, Barry Thomas (7737), Paul Field (7425), Yinka Idowu (5702) and Julia Bennett (5496) achieved lifetime combined events bests at the high-class international meeting.

In addition, Field (10.63sec 100m) and Bennett (1.87m HJ) picked up prizes for breaking meeting records.

The downside came in the shape of injuries to Anthony Brannen, Andrew Lewis and Charmaine Johnson. Hip and adductor problems for Brannen were particularly galling: the North of England champion is on the verge of breaking the 8000 points barrier.

**Men**  
 1 A Penahver (ESP) 8086; 2 S Chmara (POL) 7937; 3 R Duany (CUB) 7897; 4 BARRY THOMAS (10.88, 7.03, 13.32, 1.99, 49.52, 14.82, 41.82, 4.40, 54.24, 4:32.26) 7737 ... 8 PAUL FIELD (10.63, 7.31, 13.34, 1.87, 48.46, 14.68, 35.44, 4.10, 44.06, 4:33.66) 7425  
**Women**  
 1 A Atrochenco (BLS) 6280; 2 U Wlodarczyk (POL) 6050; 3 M Garcia (CUB) 5998 ... 6 OLUYINKA IDOWU (13.76, 1.69, 13.68, 25.43, 6.20, 35.86, 2:27.39) 5702 ... 8 JULIA BENNETT (14.68, 1.87, 10.68, 25.95, 6.02, 29.70, 2:18.68) 5496; 9 SARAH DAMM (14.68, 1.57, 12.33, 25.63, 5.81, 39.12, 2:19.99) 5364 ... 11 JENNIFER KELLY (14.64, 1.63, 12.76, 26.00, 5.88, 35.52, 2:23.73) 5338

**USA**  
**BOLDER BOULDER 10km, May 29**  
**Men**  
 1 J Machuka (KEN) 27:52; 2 A

Quintanilla (MEX) 29:15; 3 I Krui (KEN) 28:20; 4 M Pitayo (MEX) 28:21; 5 D Castro (POR) 28:34; 6 I Kinuthia (KEN) 29:43; 7 J Marquez (MEX) 29:59; 8 P Hanneck (ZIM) 29:03; 9 S Guerra (ECU) 29:04; 10 J Kimani (KEN) 29:06; 11 R Faustino (KEN) 29:10; 12 PETER WHITEHEAD 29:17 ... 20 Y Ondieki (KEN) 29:43 ... 37 PETER FLEMING 31:12

**Women**  
 1 D Asiago (KEN) 32:13; 2 O Appell (USA) 33:06; 3 M Diaz (MEX) 33:29; 4 R Cheruiyot (KEN) 33:55; 5 Y Naomi (JPN) 33:58; 6 I Miki (JPN) 34:14; 7 L Mendiola (MEX) 34:21; 8 E Fidatov (ROM) 34:30; 9 J Hawkins (USA) 34:32; 10 M Tenorio (ECU) 34:45 ... 18 K Jones (USA) 35:33

## SAN FRANCISCO BAY TO BREAKERS, May 21

**Men (12km)**  
 1 I Krui (KEN) 33:58; 2 J Machuka (KEN) 34:01; 3 C Fox (USA) 34:42; 4 L Nyakeraka (KEN) 34:50; 5 M Coogan (USA) 34:59; 6 K Brantly (USA) 35:00; 7 P Porter (USA) 36:03; 8 S Plasencia (USA) 36:32; 9 A Barrios (USA) 37:10

**Women**  
 1 D Asiago (KEN) 38:23; 2 R Cheruiyot (KEN) 39:28; 3 G Coogan (USA) 39:38; 4 L Mykytok (USA) 39:56; 5 L Siegers (BEL) 40:13; 6 J Hawkins (USA) 40:20; 7 O Appell (USA) 40:42; 8 C Kennedy (IRL, W40) 41:09

## REVCO-CLEVELAND 10km/MARATHON, May 14

**Men (Marathon)**  
 1 B Merande (KEN) 2:15:31; 2 J Kamau (KEN) 2:17:38; 3 L Beserra (BRA) 2:17:52

**Women**  
 1 T Titova (RUS) 2:39:25; 2 L Kochko (UKR) 2:39:26; 3 A Rybicka (POL) 2:42:47

**Men (10km)**  
 1 J Machuka (KEN) 28:03; 2 P Hanneck (ZIM) 28:31; 3 Y Ondieki (KEN) 28:43; 4 S Franke (GER) 29:01; 5 S Karori (KEN) 29:03; 6 M Zamora (MEX) 29:29; 7 S Morclong (KEN) 29:51 ... 12 NICK ROSE (M40) 31:14

**Women**  
 1 D Asiago (KEN) 32:00; 2 A Letko (USA) 33:27; 3 M Sarvin (MEX) 33:57; 4 E Zaragoza (USA) 34:06; 5 L Park (USA) 35:25

## MODESTO RELAYS, May 13

**Men (USA unless stated)**  
**100 (-1.4):** 1 Stevens (BEL) 10.56; 2 Thigpen 10.68  
**200 (0):** 1 B Lewis 20.80; 2 Stevens 20.89  
**400:** Little 46.20  
**800:** 1 Anderson 1:48.8 ... 4 J Robinson (M40) 1:54.0  
**110H (-2):** Race 1: 1 D O'Brien 13.93; 2 Anderson 14.33; **Race 2 (-1.4):** 1 Knight 13.62; 2 Reading 13.81

**400H:** 1 D Harris 48.74; 2 K Young 50.11; Mitchell 50.54  
**HJ:** Wylla 2.20  
**PV:** Hysong 5.60  
**LJ:** Beckford 7.90; 2 O'Brien 7.63 (-0.7)  
**SP:** 1 J Godina 21.08; 2 Parlin 18.09  
**DT:** 1 Godina 61.80; 2 Kokhanovskiy (UKR) 60.28  
**HT:** Murer 67.50

**Women**  
**100 (-1.9):** Gaines 11.74  
**1500:** Coogan 4:21.55  
**100H (-1.8):** D Williams 13.54  
**TJ:** Johnson 12.97  
**DT:** 1 Boyer 60.46 ... 5 Powell 58.06 (NJR)



Britain's best for news and results

# Athletics Weekly

Wednesday  
July 12 1995  
£1.10

**Results**

13 pages  
of action  
start on  
page 40

## Ideal Holmes

Kelly storms to victory  
at KP Games bonanza



## English Schools

All the results and action  
from the Harvey Hadden  
Stadium in Nottingham





## Men

### 100

9.99	Donovan Bailey (CAN)
10.02	Deji Ailu (NGR)
10.05	Tim Harden (USA)
10.05	LINFORD CHRISTIE
10.06	Terry Bowen (USA)

### 200

20.04	Michael Johnson (USA)
20.08	Ato Boldon (TRI)
20.11	LINFORD CHRISTIE
20.16A	Riaan Dompers (RSA)
20.17	Ivan Garcia (CUB)

### 400

43.86	Michael Johnson (USA)
44.13	Derek Mills (USA)
44.34	Darnell Hall (USA)
44.42	Butch Reynolds (USA)
44.59	ROGER BLACK

### 800

1:44.67	Wilson Kipketer (KEN)
1:44.76	Bernard Kisilu (KEN)
1:44.85	Andrea Gicondi (ITA)
1:44.8A	Vincent Makwen (KEN)
1:44.92	Benyounes Lahlou (MAR)

### 1500

3:32.37	Venuste Niyongabo (BUR)
3:32.45	Nouredine Morceli (ALG)
3:33.42	Hicham El Guerrouj (MAR)
3:34.63	Daniel Komen (KEN)
3:34.79	Vyacheslav Shabunin (RUS)

### 3000

7:36.37	Haile Gebrselassie (ETH)
7:39.19	Venuste Niyongabo (BUR)
7:43.15	Simon Chemoiwo (KEN)
7:44.77	Joseph Kimani (KEN)
7:46.02	Shaun Creighton (AUS)
*en route to 2 miles WR of 8:07.46	

### 5000

12:55.30	Moses Kiptanui (KEN)
12:56.15	Daniel Komen (KEN)
12:57.23	Worku Bikila (ETH)
13:02.25	Salah Hissou (MAR)
13:04.20	Haile Gebrselassie (ETH)

### 10,000

26:43.53	Haile Gebrselassie (ETH)
27:25.82	Simon Chemoiwo (KEN)
27:26.26	Aloys Nizigama (BUR)
27:28.07	Joseph Kimani (KEN)
27:31.34	Todd Williams (USA)

### 3000SC

8:07.47	Richard Kessel (KEN)
8:07.97	Ellud Bargetony (KEN)
8:08.12	Matthew Birir (KEN)
8:08.41	Patrick Sang (KEN)
8:09.02	Abdelaziz Sahere (MAR)

### 110H

13.02	Mark Crear (USA)
13.05	Florian Schwarthoff (GER)
13.06	Mike Fenner (GER)
13.06	Eric Kaiser (GER)
13.11	Roger Kingdom (USA)

### 400H

47.37	Stephane Diagana (FRA)
47.54	Derek Adkins (USA)
47.80	Samuel Matete (ZAM)
48.53	Laurent Ottos (ITA)
48.63	Enonildo da Araujo (BRA)

### High jump

2.40	Javier Sotomayor (CUB)
2.33	Artur Partyka (POL)
2.31	Lambros Papakostas (GRE)
2.31	Patrik Sjöberg (SWE)
2.31	STEVE SMITH

### Pole vault

5.92	Oliver Brits (RSA)
5.90	Igor Trandenkov (RUS)
5.90	Sergey Bubka (UKR)
5.85	Jean Galfione (FRA)
5.85	Viktor Chistyakov (RUS)

### Long jump

8.68	Ivan Pedroso (CUB)
8.56	Karsten Straats-Thompson (USA)
8.52	Mike Powell (USA)
8.51	Roland McGhee (USA)
8.48	Joe Greene (USA)

### Triple jump

17.92	James Beckford (JAM)
17.74	JONATHAN EDWARDS
17.67	Yoelvis Quesada (CUB)
17.62A	Brian Wellman (BER)
17.42	Denis Kapustin (RUS)

### Shot

22.00	John Godina (USA)
21.47	Brent Noon (USA)
21.32	Mika Halvari (FIN)
21.00	Randy Barnes (USA)
20.83	CJ Hunter (USA)

### Discus

69.08	Lars Riedel (GER)
66.74	Dmitry Shavchenko (RUS)
66.70	Anthony Washington (USA)
65.78	Stefan Fernholm (SWE)
65.78	Michael Moellenbeck (GER)

### Hammer

82.60	Igor Astapovich (BLR)
81.94	Balazs Kiss (HUN)
79.56	Ilya Konavalov (RUS)
79.50	Aleksandr Seleznyov (RUS)
79.48	Yuriy Sedykh (RUS)

### Javelin

90.80	Jan Zelezny (TCH)
86.46	Boris Henry (GER)
86.42	Raymond Hecht (GER)
87.82	Harri Hakkarainen (FIN)
87.62	STEVE BACKLEY

### Decathlon

8682	Dan O'Brien (USA)
8521	Erki Nool (EST)
8438	Eduard Hamalainen (BLR)
8361	Chris Huffins (USA)
8322	Dave Johnson (USA)

### Women

#### 100

10.92	Merlene Ottey (JAM)
11.01	Zhanna Pintusevich (UKR)
11.02	Chryste Gaines (USA)
11.04	Gwen Torrence (USA)
11.04	Melanie Paschke (GER)

#### 200

22.04	Gwen Torrence (USA)
22.07	Merlene Ottey (JAM)
22.33	Melinda Gainsford (AUS)
22.45	Silke Knoll (GER)
22.48	Juliet Guthrie (JAM)

#### 400

50.25	Daniela Georgieva (BUL)
50.45	Jearl Miles (USA)
50.83	Deon Hemmings (JAM)
50.73	Gwen Torrence (USA)
50.77	Julia Duporte (CUB)

#### 800

1:56.06 (Mx)	Maria Mutola (MOZ)
1:56.59	Letitia Vriesde (SUR)
1:58.65	Meredith Rainey (USA)
1:58.76	Patricia Djata (FRA)
1:58.79	Maria Mutola (MOZ)

#### 1500

4:01.6 (Mx)	Maria Mutola (MOZ)
4:04.20	KELLY HOLMES
4:04.23	Lyudmila Borisova (RUS)
4:04.31	Svetlana Miroshnik (UKR)
4:04.51	Margarita Maruseva (RUS)

#### 5000

14:55.02	Fernanda Ribeiro (POR)
14:59.04	Catherina McKiernan (IRL)
15:02.87	PAULA RADCLIFFE
15:04.05	Sonia O'Sullivan (IRL)
15:06.55	Elana Meyer (RSA)

#### 10,000

31:08.41	Catherina McKiernan (IRL)
31:23.96	Elana Meyer (RSA)
31:27.58	Derartu Tulu (ETH)
31:31.12	Juniko Katsoku (JPN)
31:43.41	Hiromi Suzuki (JPN)

#### 100H

12.44	Olga Shishigina (KZK)
12.61	Gail Devers (USA)
12.69	Tatyana Reshetnikova (RUS)
12.86	Brigitte Bukovec (SLO)
12.86	Yulia Gaudyn (RUS)

#### 400H

53.63	Tonja Buford (USA)
53.62	Deon Hemmings (USA)
53.88	Kim Baltan (USA)
54.29	Debbie Ann Parris (JAM)
54.48	Marie-Jose Perac (FRA)

### High jump

2.03	Inga Babakova (UKR)
2.03	Tatyana Motkova (RUS)
2.01	Ailina Astafei (GER)
1.99	Yelena Gulyayeva (RUS)
1.98	Amy Acuff (USA)
1.98	Tisha Walter (USA)

### Pole vault

4.15	Daniela Bartova (TCH)
4.08A	Zhong Guiling (CHN)
4.08A	Sun Caiyun (CHN)
4.07	Cai Welyan (CHN)
4.05	Marina Andreyeva (RUS)

### Long jump

7.02	Helke Drechsler (GER)
6.97	Inessa Kravets (UKR)
6.96	Fiona May (ITA)
6.94	Nadine Caster (FRA)
6.93	Svetlana Moskalets (RUS)

### Triple jump

14.97	Iva Prandzeva (BUL)
14.89	Inna Lasovskaya (RUS)
14.88	Yolanda Chen (RUS)
14.79	Anna Biryukova (RUS)
14.76	Galina Chistyakova (RUS)

### Shot putt

20.77	Astrid Kumbernuss (GER)
20.05	Kathrin Neimke (GER)
19.75	Valentina Fedushina (UKR)
19.58	Connie Price-Smith (USA)
19.51	Sui Xinmei (CHN)

### Discus

69.68	Mette Bergmann (NOR)
68.84	Elina Zvereva (BLR)
67.96	Ike Wylodda (GER)
66.86	Natalie Sadova (RUS)
66.14	Irina Yatchenko (BLR)

### Hammer

68.16	Olga Kuzenkova (RUS)
66.88	Mihaila Melinte (ROM)
64.96	Svetlana Sudak (BLR)
64.90	LORRAINE SHAW
64.58	Simone Mathes (GER)

### Javelin

68.42	Steffi Nerius (GER)
68.22	Natalya Shikolenko (BLR)
67.16	Trine Hattestad (NOR)
65.00	Taina Uppa (FIN)
65.60	Louise McPaul (AUS)

### Heptathlon

6715	Ghada Shouaa (SYR)
6617	Sabine Braun (GER)
6604	Irina Tyukhay (RUS)
6583	Svetlana Moskalets (RUS)
6527	Diane Guthrie-Gresham (JAM)

### Correct as of July 6

#### (Mx) = Mixed race

# World leaders



1:48.41; 7 Tanui (KEN) 1:49.36  
**2000:** 1 N Morcel (ALG) 4:47.78 (WR); 2 O'Sullivan (IRL) 4:57.01; 3 El Basir (MAR) 4:58.18; 4 Spivey (USA) 4:59.19; 5 Benfanes (FRA) 4:59.50; 6 Bahr (MAR) 4:59.80; 7 Kibet (KEN) 5:07.08  
**5000:** 1 Gebreselasse (ETH) 13:07.81; 2 Kororia (KEN) 13:14.36; 3 Skah (MAR) 13:19.19; 4 Nwankwura (PNG) 13:20.87; 5 Asaid (ALG) 13:21.65; 6 Naji (FRA) 13:28.81; 7 W Bika (ETH) 13:30.87; 8 Belout (ALG) 13:32.38; 9 B Bourayeb (MAR) 13:40.79; 10 Omwony (KEN) 13:47.12; 11 Karuki (KEN) 13:59.28  
**10000:** 1 O'Brien (USA) 28:16.72; 2 Chicher (KEN) 28:17.97; 3 Sveroy (NOR) 28:18.26 (NR); 4 Lambroschini (ITA) 28:21.34; 5 Al Aouat (MAR) 28:22.25; 6 Proulx (FRA) 28:22.66; 7 Chab (FRA) 28:28.94; 8 Carosi (ITA) 28:34.86; 9 Fel (CAN) 28:37.51; 10 Bekacem (FRA) 28:42.42  
**1500:** 1 C. O' (USA) 13:06.42; 2 Johnson (USA) 13:08; 3 COLIN JACKSON 13:28; 4 Hawkins (USA) 13:30; 5 Fennel (GER) 13:55; 6 Reading (USA) 13:58  
**400m:** 1 Adkins 47.87; 2 Diagona (FRA) 48.16; 3 Matena (ZAM) 48.79; 4 Nylander (SWE) 48.83; 5 Tverdokhleb (UKR) 48.88; 6 Graham (JAM) 49.19; 7 Araujo (BRA) 49.99  
**PV:** 1 S. Dubka (UKR) 5.90; 2 O. Dits (FRA) 5.85; 3 Stankov (USA) 5.75; 4 Huffman (USA) 5.60; 5 Chistyakov (RUS) 5.50; 6 And (CIV) 5.50; 7 Potapovich (KZK) 5.60; 8 Tsvetkovsk (GER) 5.50; 9 Galifone (FRA) 5.50; 10 Lobinger (GER) 5.40  
**LJ:** 1 Pedrosa (CUB) 8.52/-2.3; 2 Powell (USA) 8.52/-0.6; 3 Steele-Thompson (USA) 8.30/-0.6; 4 Beckford (USA) 8.12/-0.5; 5 McInnes (USA) 8.00/-0.7; 6 Walder (USA) 8.00/-0.5; 7 Kouchi (FRA) 7.85/-0.2; 8 De Souza (BRA) 7.83/-0.5; 9 Tarasenko (RUS) 7.73/-0.5  
**JT:** 1 Hecht (GER) 85.64; 2 Morayev (RUS) 85.26; 3 Henry (GER) 84.94; 4 Sashnikov (BLR) 82.90; 5 Ovchinnikov (RUS) 82.46; 6 Rytin (RUS) 80.22; 7 Bodan (SWE) 80.12; 8 Storaci (FRA) 75.72  
**Women**  
**100 (+0.8):** 1 Otley (JAM) 11.00; 2 Pintusevich (UKR) 11.08; 3 Cuthbert (JAM) 11.10; 4 Guidry (USA) 11.13; 5 Onyiah (NGR) 11.23; 6 Gaines (USA) 11.35; 7 Sidibe (FRA) 11.55; 8 Miller (USA) 11.62  
**200 (+0.1):** 1 Otley 22.53; 2 Cuthbert 22.63; 3 Pintusevich 22.71; 4 Malchugina (RUS) 22.89; 5 Trandenikova (RUS) 22.94; 6 Gainsford (AUS) 22.98; 7 Davis (BAH) 23.10; 8 Voronova (RUS) 23.41  
**800:** 1 Rainey (USA) 1:59.12; 2 Djato (FRA) 1:59.36; 3 Rogachova (RUS) 1:59.52; 4 Mendes (BRA) 1:59.83; 5 Clark (USA) 1:59.87; 6 Van Langen (NED) 1:59.89; 7 Samorokova (RUS) 2:00.17; 8 Gurina (RUS) 2:00.38; 9 Dukhova (BLR) 2:01.03; 10 Aleniseyeva (RUS) 2:01.68  
**1000 (+1.0):** 1 Shalagina (KZK) 12.52; 2 Reshetnikova (RUS) 12.82; 3 Bukovec (SLO) 12.93; 4 Tsvetkovsk (FRA) 12.98; 5 Gaudy (RUS) 13.01; 6 Lopez (CUB) 13.02; 7 Yudekova (RUS) 13.36; 8 Azyabina (RUS) 13.39  
**400m:** 1 Ponce (FRA) 54.48 (WR); 2 Burford (USA) 54.67; 3 Banton (USA) 55.34; 4 Tinea (ROM) 55.73; 5 Ordina (RUS) 56.08; 6 Edoh (CAN) 56.48; 7 Knorr (RUS) 56.69; 8 Williams (USA) 57.38  
**HJ:** 1 Astafel (GER) 2.01; 2 Babakova (UKR) 1.99; 3 Morokova (RUS) 1.95; 4 Haugland (NOR) 1.95; 5 Gulyayeva (RUS) 1.93; 6 Igar (ROM) 1.90; 7 Zolinskaya (LIT) 1.89; 8 Zhidanova (RUS) 1.80; 10 Waller (USA) 1.80; 11 Topchina (RUS) 1.80; 12 Quintero (CUB) 1.80; 13 Quintero (CUB) 1.80; 14 C. Ellinger (SUI) 1.80  
**TJ:** 1 Prandzhieva (BLR) 14.71/-0.9; 2 Biryukova (RUS) 14.69/-1.2; 3 Lazovskaya (RUS) 14.65/-0.4; 4 Kravets (UKR) 14.63/-0.0; 5 Chen (RUS) 14.31/-0.6; 6 Petrescu (ROM) 14.11/-1.3; 7 Kayukova (RUS) 13.85/-0.3; 8 Muzhalova (RUS) 13.82/-0.3; 9 Naers (EST) 13.74/-0.1; 10 Montalvo (CUB) 13.50/-0.4; 11 Dubkova (RUS) 13.50/-0.7; 12 Honore (FRA) 13.14/-1.3  
**JT:** 1 N Shikolenko (BLR) 65.90; 2 Teppe-Auzel (FRA) 62.44; 3 Tinea (ROM) 62.42; 4 Jeppesen (DEN) 60.92; 5 Nerius (GER) 58.66; 6 Ovchinnikova (RUS) 58.24; 7 Rivero (CUB) 57.50; 8 Ramanauskaitė (LIT) 54.50; 9 Ivkina (RUS) 54.44

# Black back to his best

Wednesday night at Athletissima 95, Lausanne saw Roger Black equal his 1986 PB.

Picture: Gray Mortimore/Allsport

ROGER BLACK shrugged off his injury problems to record the fastest time by a Briton this year over 400m, equalling his PB set when winning the European Champs in 1986.

Understandably Black was delighted with his third place and felt he had the injury under control for the rest of the season. Certainly it was a boost for Britain's relay at the World Champs as Adrian Patrick dipped into sub 46sec territory.

In the sprints Linford Christie had a nightmare start and was never in the 100m, although he ran 10.03, again one of his best times for this time of the year. He looked far more relaxed over 200m, holding Michael Johnson off the bend and eventually finishing third in 20.13. "I'll get it right one day," he said.

Roger Kingdom twice the Olympic champion, returned from four surgeries to record 13.11 in the hurdles and now eyes his first-ever World Championships gold.

## Results

**Men**  
**100 (2.3):** 1 M Marsh (USA) 9.90; 2 D Bailey (CAN) 10.02; 3 D Mitchell (USA) 10.03; 4 LINDFORD CHRISTIE 10.03; 5 M Green (JAM) 10.07; 6 J Drummond (USA) 10.08; 7 F Fredericks (NAM) 10.14; 8 G Moen (NOR) 10.14; 9 A Boldon (TRI) 10.16; 10 J Johnson (USA) 10.18; 11 P Stevens (IRE) 10.23; 12 D Allen (NOR) 10.28; 13 D Marsh (AUS) 10.31; 14 JOHN REGIS 10.32; 15 O Khamarlenko (UKR) 10.33; 16 I Aami (MAR) 10.63  
**200 (2.3):** 1 M Johnson (USA) 19.95; 2 Fredericks 20.07; 3 CHRISTIE 20.12; 4 REGIS 20.28; 5 Moen 20.29; 6 R Da Silva (BRA) 20.30; 7 D Elford (NOR) 20.35; 8 C Lewis (USA) 20.35; 9 J Stevens (IRE) 20.44; 10 E Telford (GHA) 20.50; 11 K Wilmer (SUI) 20.65; 12 D Duffe (SUI) 20.69; 13 D Brimacombe (RUS) 21.00  
**400:** 1 D Hall (USA) 44.34; 2 O Mills (USA) 44.47; 3 ROGER BLACK 44.59; 4 S Bada (NGR) 44.88; 5 S Kaur (KEN) 45.00; 6 M Rusterholz (SUI) 45.34; 7 ADRIAN PATRICK 45.63; 8 K Ochieng (KEN) 46.40  
**800:** 1 A Logvinov (RUS) 1:45.03; 2 D Kiptoo (KEN) 1:45.33; 3 B Kooch (KEN) 1:45.64; 4 M Koers (NED) 1:45.83; 5 R Kibet (KEN) 1:46.49; 6 T De Tressa (ESP)

1:46.72; 7 T Baskin (USA) 1:47.70; 8 L P Kibuk (KEN) 1:48.09; 9 K Langer (KEN) 1:48.29; 10 M Everett (USA) 1:48.29; 11 V Melnikov (KEN) 1:48.29; 12 B Lailou (MAR) 1:48.30; 13 A Douglas (NOR) 1:48.81; 14 A Gocord (ITA) 1:47.18; 15 M Haida (MAR) 1:47.17; 16 J-L Barbosa (BRA) 1:47.31  
**1500:** 1 V Nyongabo (BUR) 3:32.37; 2 W Kemel (KEN) 3:33.42; 3 H El Quenouj (MAR) 3:33.88; 4 V Shabunin (RUS) 3:34.79; 5 R El Basir (MAR) 3:36.54; 6 S Benfanes (FRA) 3:36.99; 7 E Dubus (FRA) 3:37.30; 8 M O'Sullivan (IRL) 3:37.59; 9 A Chikhele (FRA) 3:37.84; 10 I Vicosi (ESP) 3:37.93; 11 P McMullen (USA) 3:38.00; 12 B Zorko (CRO) 3:41.06; 13 M Canellas (ESP) 3:42.07; 14 A Seddiqi (MAR) 3:43.07; 15 A Bile (USA) 3:43.43; 16 A Bulkovsky (UKR) 3:40.00; 17 S Ghazi (MAR) 3:40.40; 18 J Spivey (USA) 3:41.41; 19 O Waz (SUI) 3:41.62; 20 N Bruton (IRL) 3:42.08; 21 J-P Herold (GER) 3:42.52  
**5000:** 1 I Kila (KEN) 13:07.80; 2 S Hissou (MAR) 13:09.60; 3 P Tapat (KEN) 13:10.12; 4 S Chernolyova (KEN) 13:16.38; 5 W Sigel (KEN) 13:17.31; 6 B Kennedy (USA) 13:17.54; 7 S Creighton (AUS) 13:17.76; 8 T Williams (USA) 13:19.50; 9 A Nizigama (BUR) 13:20.87; 10 P Bhok (KEN) 13:30.54; 11 M Tanui (KEN) 13:35.97; 12 R Steffo (SUI) 13:38.29; 13 JON BROWN 13:39.68; 14 A Machler (SUI) 13:41.34; 15 Y Ondieki (KEN) 13:45.18; 16 J Karuki (KEN) 13:50.74  
**110H (1.9):** 1 R Kingdom (USA) 13.11; 2 A Johnson (USA) 13.16; 3 M Crea (USA) 13.19; 4 M Fennel (GER) 13.29; 5 A Dees (USA) 13.33; 6 D Philbert (FRA) 13.47; 7 E Kaiser (GER) 13.63; 8 (1.9): 1 C Hawkins (USA) 13.22; 2 L Tong (CHN) 13.31; 3 T Roese (USA) 13.37; 4 S Gohler (GER) 13.47; 5 U Anderson (USA) 13.63; 6 R Reading (USA) 13.67  
**400m:** 1 B Diagona (FRA) 47.37; 2 D Adkins (USA) 47.54; 3 S Matete (ZAM) 47.80; 4 L Oloro (ITA) 48.83; 5 S Nylander (SWE) 48.88; 6 E Araujo (BRA) 48.89; 7 O Tverdokhleb (UKR) 48.77; 8 W Graham (JAM) 49.15  
**HJ:** 1 O Stone (USA) 1.95; 2 O T  
**PV:** 1 M Terev (RUS) 5.90; 2 S Huffman (USA) 5.80; 3 I Trandenikova (RUS) 5.70; 4 A Tsvetkovsk (GER) 5.70; 5 L Johnson (USA) 5.60; 6 K Tarpenning (USA) 5.60; 7 D Pafushinsky (RUS) 5.60; 8eq V Strogolov (RUS) 5.50; 9eq T Shchegolev (RUS) 5.50; 11eq T Lobinger (GER) 5.50; 12eq P Manson (USA) 5.50  
**LJ:** 1 I Pedrosa (CUB) 8.50; 2 M Powell (USA) 8.28; 3 R McGhee (USA) 8.25; 4 K Steele-Thompson (USA) 8.24; 5 J Beckford (USA) 8.18; 6 S Tarasenko (RUS) 8.00; 7 A Givatsky (BLR) 7.77; 8 D De Souza (BRA) 7.77; 9 V Kralenka (UKR) 7.59; 10 V Tsvetkovsk (FRA) 7.58  
**HT:** 1 B Kiss (HUN) 79.00; 2 A Skvarik (UKR) 78.00; 3 V Alievsk (BLR) 75.06; 4 S Garin (AUS) 73.26; 5 Y Sedukh (UKR) 72.28; 6 I Nikulin (RUS) 70.70; 7 H Wells (GER) 69.72; 8 Jaeger (SUI) 61.18  
**Women**  
**100 (1.9):** 1 M Otley (JAM) 10.80; 2 J Cuthbert (JAM) 11.08; 3 Z Pintusevich (UKR) 11.09; 4 C Guidry (USA) 11.13; 5 C Gaines (USA) 11.19; 6 B McDonald (JAM) 11.20; 7 S Fynes (BAH) 11.30; 8 I Miller (USA) 11.52



Sheer power - Michael Johnson captured the 200m in fine style

**200 (1.6):** 1 Otley 22.07; 2 G Torrence (USA) 22.14; 3 Cuthbert 22.48; 4 C Freeman (AUS) 22.55; 5 M Onyiah (NGR) 22.56; 6 M Gainsford (AUS) 22.70; 7 P Davis (BAH) 22.82; 8 M Trandenikova (RUS) 22.86; 9 B McDonald (JAM) 22.88; 10 G Melchugina (RUS) 22.76; 11 S Myers (ESP) 22.97; 12 F Opunkoya (NOR) 22.99; 13 L Allen (CUB) 23.58; 14 S Wuest (SUI) 23.64; 15 M Donders (SUI) 23.65; 16 M Finn (USA) 23.81  
**3000:** 1 F Ribeiro (POR) 8:41.89; 2 G Procaccio (USA) 8:49.20; 3 Z Ouaziz (RUS) 8:49.37; 4 V Nenashina (RUS) 8:49.37; 5 R Chervuyot (KEN) 8:50.85; 6 L Borisova (RUS) 8:52.88; 7 C Lokar (GER) 8:57.09; 8 J Katscha (JPN) 8:58.09; 9 B Adere (ETH) 9:07.64; 10 L Jennings (USA) 9:08.72; 11 B Syston (NOR) 9:10.48; 12 M Morosova (RUS) 9:13.32; 13 M Ngohi (KEN) 9:14.64; 14 G Coggan (USA) 9:36.84  
**100H (2.2):** 1 O Shalagina (KZK) 12.41; 2 R Bukovec (SLO) 12.76; 3 T Reshetnikova (RUS) 12.82; 4 Y Gaudin (RUS) 12.86; 5 M Tourret (FRA) 12.95; 6 A Lopez (CUB) 13.04; 7 J Baumann (SUI) 13.12; 8 M Azyabina (RUS) 13.21; 9 (1.9): 1 O Boules (USA) 12.95; 2 M Graham (USA) 12.96; 3 G Russell (JAM) 13.10; 4 M Crestad (NOR) 13.10; 5 M Pellegrini (SUI) 13.42; 6 B Stahn (SUI) 13.49  
**400m:** 1 T Burford (USA) 53.63; 2 D Hemmings (JAM) 53.62; 3 D-A Paris (JAM) 54.60; 4 K Banton (USA) 54.68; 5 T Kurochikina (BLR) 54.86; 6 A Knorr (RUS) 55.87; 7 O Nazanova (RUS) 56.13; 8 A Poles (ITA) 57.21  
**HJ:** 1 I Babakova (UKR) 2.00; 2 A Astafel (GER) 2.00; 3 Y Gulyayeva (RUS) 1.97; 4eq T Morokova (RUS) 1.97; 5eq T Shchegolev (RUS) 1.94; 6 S Cakusch (SUI) 1.90; 7eq Y Zhidanova (RUS) 1.89; 8eq Y Topchina (RUS) 1.85; 12 V Veneva (BLR) 1.85; 13 I Quintero (CUB) 1.85; 14 C Ellinger (SUI) 1.80  
**TJ:** 1 I Prandzhieva (BLR) 14.97/-0.2; 2 A Biryukova (RUS) 14.79/-0.5; 3 I Kravets (UKR) 14.54/-0.8; 4 G Chistyakova (RUS) 14.42/-0.7; 5 I Lazovskaya (RUS) 14.40/-0.8; 6 V Naers (EST) 13.97/-0.7; 7 N Montalvo (CUB) 13.67/-0.5; 8 L Dubkova (RUS) 13.59/-0.8  
**DT:** 1 M Bergmann (NOR) 66.58; 2 I Wykoda (GER) 63.98; 3 D Costan (AUS) 61.78; 4 N Grassau (ROM) 60.86; 5 R Kafewicz (POL) 60.20; 6 B Echeverria (CUB) 59.24; 7 F Dietrich (GER) 59.20; 8 M Marton (CUB) 58.08; 9 M Tineci (ROM) 55.34



Britain's best for news and results

# Athletics Weekly

Wednesday  
August 2 1995  
**£1.10**

## European Juniors

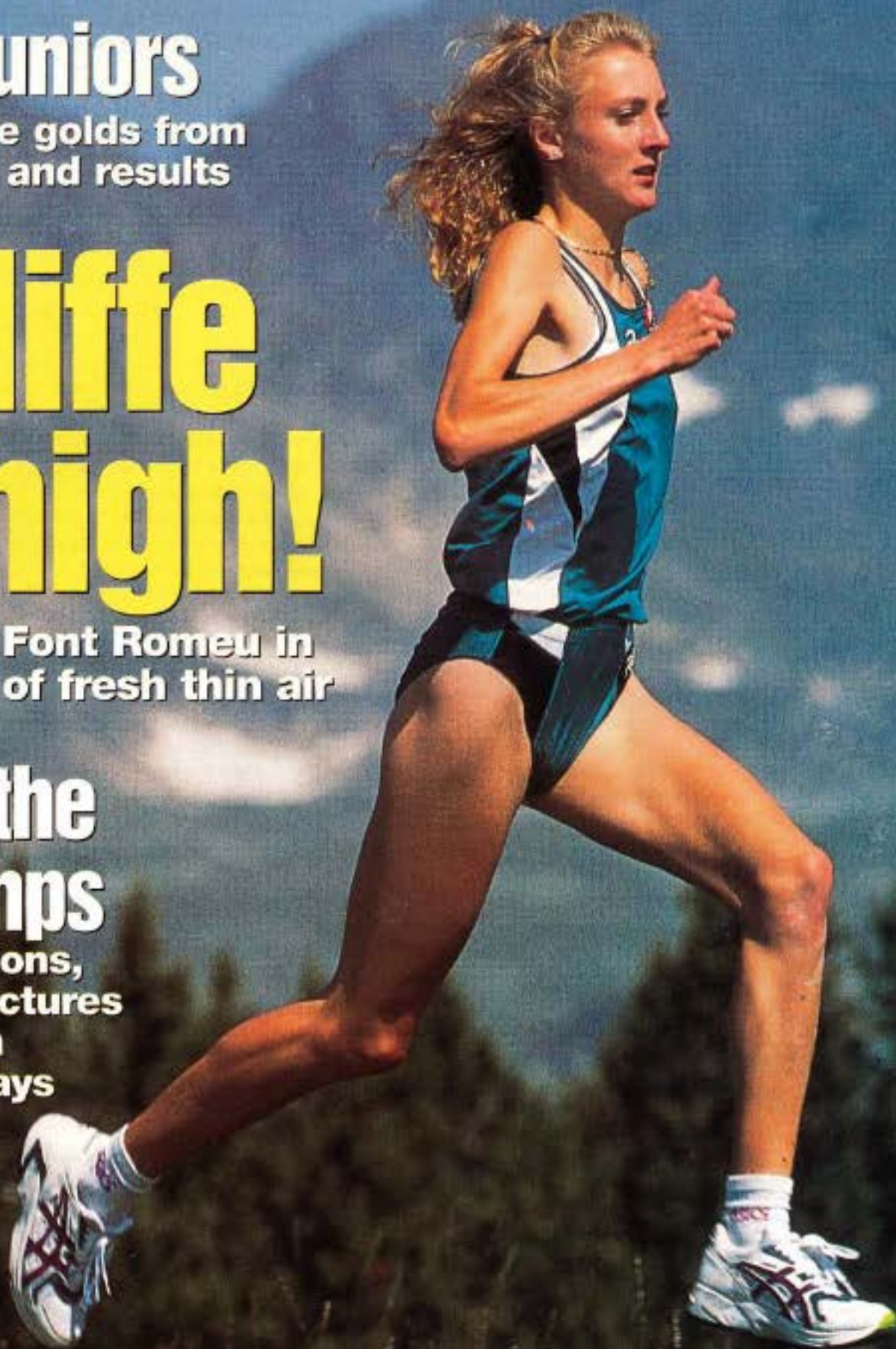
Brits bring home five golds from Hungary. Full report and results

# Radcliffe on a high!

Paula heads off to Font Romeu in search of a breath of fresh thin air

## Preview to the World Champs

12 pages of predictions, rankings and pen pictures set the scene for an action-packed 10 days in Gothenburg





8.40	Douglas da Souza (BRA)
8.38A	Huang Geng (CHN)
8.37	Bogdan Tudor (ROM)
8.34	Andrey Ignatov (RUS)
8.33	Ivaylo Mladenov (BUL)

**Triple jump**

17.98	JONATHAN EDWARDS
17.92	James Beckford (JAM)
17.67	Yobelis Quesada (CUB)
17.62A	Brian Wellman (BER)
17.47	Joel Garcia (CUB)
17.42	Denis Kapustin (RUS)
17.24	Jerome Romain (DMN)
17.18	Mike Conley (USA)
17.18	FRANCIS AGYEPONG
17.12	Armen Martirosyan (ARM)

**Shot**

22.00	John Godina (USA)
21.50	Mika Halvari (FIN)
21.47	Brent Noon (USA)
21.00	Randy Barnes (USA)
20.93	CJ Hunter (USA)
20.84	Oliver-Sven Buder (GER)
20.77	Aleksandr Bagach (UKR)
20.71	Kevin Toth (USA)
20.71	Roman Vlashtyuk (UKR)
20.58	Gregg Trafalas (USA)

**Discus**

69.08	Lars Riedel (GER)
66.74	Dmitry Shevchenko (RUS)
66.70	Anthony Washington (USA)
65.78	Stefan Farnholm (SWE)
65.78	Michael Mollenbeck (GER)
65.04	Jürgen Schult (GER)
64.96	Adam Setliff (USA)
64.92	John Godina (USA)
64.82	John Buncic (USA)
64.66	Sergey Lyakhov (RUS)

**Hammer**

82.60	Igor Astapkovich (BLR)
82.10	Balazs Kiss (HUN)
80.20	Aleksey Krykun (UKR)
79.66	Ilya Konavlov (RUS)
79.50	Aleksandr Seleznyov (RUS)
79.48	Yury Sedykh (RUS)
79.40	Sergey Alay (BLR)
78.92	Christophe Epalle (FRA)
78.86	Tibor Gecsek (HUN)
78.70	Mark Wahlman (FIN)

**Javelin**

92.80	Raymond Hecht (GER)
90.80	Jan Zelezny (TCH)
88.54	STEVE BACKLEY
88.48	Boris Henry (GER)
88.00	Vladimir Ovchinnikov (RUS)
87.82	Harri Hakkarainen (FIN)
87.40	Vladimir Sasimovich (BLR)
87.06	Seppo Raky (FIN)
85.26	Andrey Moruyev (RUS)
85.02	Dag Wennlund (SWE)

**Decathlon**

8682	Dan O'Brien (USA)
8575	Erki Nool (EST)
8498w	Michael Smith (CAN)
8438	Eduard Hämäläinen (BLR)
8351	Chris Huffins (USA)
8347	Tomas Dvorak (TCH)
8322	Dave Johnson (USA)
8302	Michael Kohnle (GER)
8257	Brian Brophy (USA)
8237	Jon Arnar Magnusson (ISL)

**20kmW**

1:18:32	Vladimir Andreyev (RUS)
1:18:37	Ruslan Shafikov (RUS)
1:18:37	Mikhail Shchennikov (RUS)
1:18:53	Ilya Markov (RUS)
1:19:09	Bernardo Segura (MEX)
1:19:13	Rinat Shafikov (RUS)
1:19:17	Yevgeniy Misulya (BLR)
1:19:32	Bo Lingtang (CHN)
1:19:44	Li Zewen (CHN)

**50kmW**

3:41:20	Zhao Yongshen (CHN)
3:41:54	Jesus Garcia (ESP)
3:42:13	Valentin Massana (ESP)
3:42:20	Viktor Ginko (BLR)
3:42:50	Valentin Kononen (FIN)
3:43:56	Valeriy Spitsyn (RUS)
3:44:07	Miguel Rodriguez (MEX)
3:44:20	Daniel Plaza (ESP)
3:45:58	Rene Piller (FRA)
3:46:46	Carlos Mercenario (MEX)

**Women****100**

10.92	Merlene Ottey (JAM)
11.01	Zhanna Pintusevich (UKR)
11.02	Chryste Gaines (USA)
11.04	Gwen Torrence (USA)
11.04	Melanie Paschke (GER)
11.06	Juliet Cuthbert (JAM)
11.08	Carlette Guidry-White (USA)
11.09	Sheila Echols (USA)
11.10	D'Andre Hill (USA)
11.12	Sevatheda Fynes (USA)

**200**

21.81	Gwen Torrence (USA)
21.87	Irina Privalova (RUS)
22.07	Merlene Ottey (JAM)
22.33	Melinda Gainerford (AUS)
22.45	Silke Knoll (GER)
22.45	Carlette Guidry-White (USA)
22.48	Juliet Cuthbert (JAM)
22.50	Cathy Freeman (AUS)
22.53	Melanie Paschke (GER)
22.53	Mary Onyiah (NGR)

**400**

50.20	Marie-Jose Perec (FRA)
50.25	Daniela Georgieva (BUL)
50.34	Cathy Freeman (AUS)
50.45	Jearl Miles (USA)
50.47	Renee Poetschka (AUS)
50.53	Sandie Richards (JAM)
50.63	Deon Hemmings (JAM)
50.73	Gwen Torrence (USA)
50.76	Falliat Ogunkoya (NGR)
50.77	Julia Dupont (CUB)

**800**

1:57.40	Maria Mutola (MOZ)
1:57.56	KELLY HOLMES
1:57.69	Ana Quirot (CUB)
1:58.59	Letitia Vriesde (SUR)
1:58.65	Meredith Rainey (USA)
1:58.70	Lyudmila Rogachova (RUS)
1:58.76	Patricia Djate (FRA)
1:58.84	Joetta Clark (USA)
1:59.00	Ellen van Langen (NED)
1:59.08	Stella Jongmans (NED)
1:58.0	Maria Mutola (mixed race)

**1500**

3:58.85	Sonia O'Sullivan (IRL)
4:01.84	Yvonne Graham (JAM)
4:03.43	Yekaterina Podkopayeva (RUS)
4:03.75	Anna Brazdilinska (POL)
4:04.20	KELLY HOLMES
4:04.23	Lyudmila Borisova (RUS)
4:04.31	Svetlana Miroshnik (UKR)
4:04.51	Margarita Maruseva (RUS)
4:05.14	Suzi Hamilton (USA)

4:05.16 Lyudmila Rogachova (RUS)  
 \*4:01.8 Maria Mutola (MOZ) mixed race

**5000**

14:36.45	Fernanda Ribeiro (POR)
14:44.05	Elana Meyer (RSA)
14:47.64	Sonia O'Sullivan (IRL)
14:49.27	PAULA RADCLIFFE
14:56.94	YVONNE MURRAY
14:58.04	Catherina McKiernan (IRL)
14:59.58	LIZ MCCOLGAN
15:00.37	ALISON WYETH
15:05.10	Zahra Ouaziz (MAR)
15:06.25	Rose Cheruiyot (KEN)

**10,000**

31:08.41	Catherina McKiernan (IRL)
31:23.96	Elana Meyer (RSA)
31:27.58	Derartu Tulu (ETH)
31:31.12	Juniko Katsoku (JPN)
31:43.41	Hikomi Suzuki (JPN)
31:44.38	Anette Paters (USA)
31:45.74	Tecla Lorupe (KEN)
31:46.31	Albertina Dias (POR)
31:47.76	Yasuko Kimura (JPN)
31:57.19	Lynn Jennings (USA)

**Marathon**

2:25:11	Uta Pippig (GER)
2:26:51	Elana Meyer (RSA)
2:27:00	Alena Peterkova (TCH)
2:27:24	Angelina Kanana (KEN)
2:27:29	Kamila Gradus (POL)
2:27:43	Małgorzata Sobanska (POL)
2:27:53	Manuela Machado (POR)
2:28:00	Ritva Lemettinen (FIN)
2:28:00	Madina Biktagirova (BLR)
2:29:31	Rosanna Muneretto (ITA)

**100H**

12.44	Olga Shishigina (KZK)
12.81	Gail Devers (USA)
12.89	Tatyana Reshetnikova (RUS)
12.86	Brigitte Bukovec (SLO)
12.86	Yulia Gaudyn (RUS)
12.86	Yelena Ovchinnikova (UKR)
12.89	Ailiska Lopez (CUB)
12.89	Natalya Yudakova (RUS)
12.90	JACQUI AGYEPONG
12.92	Monique Tourret (FRA)

**400H**

53.63	Tonja Buford (USA)
53.72	Deon Hemmings (USA)
53.85	Kim Batten (USA)
53.92	Marie-Jose Perec (FRA)
54.29	Debbie Ann Parris (JAM)
54.54	Lency Montali (CUB)
54.69	Tatyana Kurochkina (BLR)
54.90	Heike Meissner (GER)

55.13	Tatyana Tereshchuk (UKR)
55.13	Silvia Rieger (GER)

**High jump**

2.04	Inga Babakova (UKR)
2.03	Tatyana Motkova (RUS)
2.01	Alina Astafei (GER)
1.99	Yelena Gulyayeva (RUS)
1.98	Amy Acuff (USA)
1.98	Tisha Waller (USA)
1.96	Nele Zilinskiene (LIT)
1.96	Tatyana Shevchik (BLR)
1.96	Svetlana Zalevskaya (KZK)
1.96	Heike Henkel (GER)

**Pole vault**

4.17	Daniela Bartova (TCH)
4.08A	Zhong Guqing (CHN)
4.08A	Sun Caiyun (CHN)
4.07	Cai Welyan (CHN)
4.07	Andrea Mulier (GER)
4.05	Marina Andreyeva (RUS)
4.02	Christine Adams (GER)
4.00	Daniela Kopernick (GER)
4.00	Gabriela Mihalea (ROM)
4.00	Melissa Price (USA)

**Long jump**

7.02	Heike Drechsler (GER)
6.97	Inessa Kravets (UKR)
6.96	Fiona May (ITA)
6.94	Nadine Caster (FRA)
6.93	Svetlana Moskalets (RUS)
6.92	Yelena Khlopotnova (UKR)
6.90	Sharon Couch (USA)
6.90	Olga Rubiyova (RUS)
6.89	Niurka Montalvo (CUB)
6.88	Iva Prandzheva (BUL)

**Triple jump**

14.97	Iva Prandzheva (BUL)
14.91	Anna Biryukova (RUS)
14.89	Inna Lasovskaya (RUS)
14.88	Yolanda Chen (RUS)
14.82	Inessa Kravets (UKR)
14.76	Galina Christyakova (RUS)
14.43	Laila Carrillo (CUB)
14.38	Sarka Kasperkova (TCH)
14.37	ASHIA HANSEN
14.35A	Wu Lingmei (CHN)

**Shot**

20.79	Astrid Kumberuss (GER)
20.53	Kathrin Naimke (GER)
19.75	Valentina Feduyshina (UKR)
19.58	Connie Price-Smith (USA)
19.51	Sui Xinmei (CHN)
19.43	Wu Xianchun (CHN)
19.37	Irina Kozhanenko (RUS)
19.30	Viktoria Paviysh (UKR)
19.29	Huang Zhihong (CHN)

19.25	Zhang Zhiying (CHN)
-------	---------------------

**Discus**

69.68	Mette Bergmann (NOR)
68.84	Elena Zvereva (BLR)
68.54	Ike Wyludda (GER)
66.86	Natalie Sadova (RUS)
66.14	Irina Yatchenko (BLR)
64.62	Nicoleta Grasu (ROM)
64.08	Daniela Costain (AUS)
63.90	Lisa Vizaniari (AUS)
63.86	Cao Qi (CHN)
62.80	Cristina Boit (ROM)

**Hammer**

68.16	Oiga Kuzenkova (RUS)
66.86	Mihaela Melinte (ROM)
65.24	Dabbie Sosimenco (AUS)
64.96	Svetlana Sudak (BLR)
64.90	LORRAINE SHAW
64.58	Simone Mathos (GER)
62.06	Tatyana Konstantinova (RUS)

**Javelin**

68.42	Staffi Nerius (GER)
68.36	Natalya Shkolenko (BLR)
67.16	Trine Hattestad (NOR)
67.06	Xiomara Rivas (CUB)
66.00	Taina Uppa (FIN)
65.94	Tanja Darnaske (GER)
65.80	Louise McPaul (AUS)
65.34	Yekaterina Ivalina (RUS)
64.82	Silke Renik (GER)
64.68	Renata Stresiek (POL)

**Heptathlon**


6715	Ghada Shouaa (SYR)
6617	Sabine Braun (GER)
6604	Irina Tyukhay (RUS)
6583	Svetlana Moskalets (RUS)
6527	Dane Guthrie-Gresham (JAM)
6435	Rita Inancsi (HUN)
6375w	Jackie Joyner-Kersey (USA)
6383	Peggy Beer (GER)
6354	Kym Carter (USA)
6354	Kelly Blair (USA)

**10kmW**

41:29	Larisa Ramazanova (RUS)
41:30	Olympiada Ivanova (RUS)
41:50	Yelena Arshintseva (RUS)
41:55	Irina Stankina (RUS)
41:58	Yelena Gruzina (RUS)
42:01	Tamara Kovalenko (RUS)
42:04	Anna Rita Sidoti (ITA)
42:11	Nina Alyushenko (RUS)
42:18	Kerry Junna-Saxby (AUS)
42:19	Gao Hongmiao (CHN)

**Correct as of July 25**

Olga Shishigina  
tops the 100H lists





116-PAGE  
ISSUE

EXTRA Classic Images • WR Progressions • David Coleman • Results

Wednesday December 20 1995 £1.50

# Athletics Weekly

Special 50th  
Anniversary Edition 1945-1995  
COLLECTORS' ISSUE



Revealed!




# 50 Magic Moments

The top events  
that shaped  
our sport


**Atlanta Brave**

Carl Lewis eyes  
more gold



## Plus! Legends

Jack Holden • Kip Keino • Lasse Viren  
Mary Rand • David Bedford • Steve Ovett





# The Record Breakers

22.84	Andrei	August 12, 1987
22.91	Andrei	August 12, 1987
23.06	Timmerman	May 22, 1968
23.12	Randy Barnes (USA)	May 20, 1990

## Discus

53.34	Adolfo Consolini (ITA)	October 26, 1941
54.23	Consolini	April 14, 1946
54.93	Robert Fitch (USA)	June 8, 1946
55.33	Consolini	October 10, 1948
56.46	Fortune Gordien (USA)	July 9, 1949
56.97	Gordien	August 14, 1949
57.93	Simeon Iness (USA)	June 20, 1953
58.10	Gordien	July 11, 1953
59.28	Gordien	August 22, 1953
59.91	Edmund Piatkowski (POL)	June 14, 1959 +1
60.56	Jay Silvester (USA)	August 11, 1961
60.72	Silvester	August 20, 1961
61.10	Al Oerter (USA)	May 18, 1962
61.64	Vladimir Trusenyev (URS)	June 4, 1962
62.45	Oerter	July 1, 1962
62.62	Oerter	April 27, 1963
62.94	Oerter	April 25, 1964
64.55	Ludvik Danek (TCH)	August 2, 1964
65.22	Danek	October 12, 1965
66.54	Silvester	May 25, 1968
68.40	Silvester	September 18, 1968
68.48	John van Rensen (RSA)	March 14, 1975
69.08	John Powell (USA)	May 4, 1975
69.18	Mac Wilkins (USA)	April 24, 1976
69.80	Wilkins	May 1, 1976
70.24	Wilkins	May 1, 1976
70.86	Wilkins	May 1, 1976
71.16	Wolfgang Schmidt (GDR)	August 9, 1978
71.86	Yuriy Dumchev (URS)	May 29, 1983
74.08	Jurgen Schult (GDR)	June 6, 1986

## Hammer

59.00	Erwin Blask (GER)	August 27, 1938
59.02	Imre Nemeth (HUN)	July 14, 1948
59.57	Nemeth	September 4, 1959
59.88	Nemeth	May 19, 1950
60.34	Jozsef Csernak (HUN)	July 24, 1952
61.25	Sverre Strandli (NOR)	September 14, 1952
62.36	Strandli	September 5, 1953
63.34	Mikhail Krivosov (URS)	August 29, 1954
64.05	Stanislav Nyenashev (URS)	December 12, 1954
64.33	Krivosov	August 4, 1955
64.52	Krivosov	September 19, 1955
65.85	Krivosov (URS)	April 25, 1956
66.38	Krivosov	July 8, 1956
67.32	Krivosov	October 22, 1956
68.54	Harold Connolly (USA)	November 2, 1956
68.68	Connolly	June 20, 1958
70.33	Connolly	August 12, 1960
70.67	Connolly	July 21, 1962
71.06	Connolly	May 29, 1965
71.26	Connolly	June 20, 1965
73.74	Gyula Zsivotky (HUN)	September 4, 1965
73.76	Zsivotky	September 14, 1968
74.52	Romuald Kim (URS)	June 15, 1969
74.68	Anatoliy Bondarchuk (URS)	September 20, 1969
75.48	Bondarchuk	October 12, 1969
76.40	Walter Schmidt (FRG)	September 4, 1971
76.60	Reinhard Thiemer (GDR)	July 4, 1974
76.66	Aleksey Spiridonov (URS)	September 9, 1974
76.70	Karl-Hans Riehm (FRG)	May 19, 1975
77.56	Riehm	May 19, 1975
78.50	Riehm	May 19, 1975
79.30	Schmidt	August 14, 1975
80.14	Boris Zaychuk (URS)	July 9, 1978
80.32	Riehm	August 6, 1978
80.38	Yuriy Sedykh (URS)	May 16, 1980
80.46	Juri Tamm (URS)	May 16, 1980
80.64	Sedykh	May 16, 1980
81.06	Sergey Litvinov (URS)	May 24, 1980
81.80	Sedykh	July 31, 1980
83.98	Litvinov	June 4, 1982
84.14	Litvinov	June 21, 1983
86.34	Sedykh	July 3, 1984
86.66	Sedykh	June 22, 1986
86.74	Sedykh	August 30, 1986

## Javelin

(new implement after 1984 & 91)

78.70	Yrjo Nikkanen (FIN)	October 16, 1938
80.41	Bud Held (USA)	August 8, 1953
81.75	Held	May 21, 1955
83.56	Salmi Nikkanen (FIN)	June 24, 1956
83.66	Janusz Sidlo (POL)	June 30, 1956
85.71	Egil Danielsen (NOR)	June 26, 1956
86.04	Albert Contello (USA)	June 5, 1959
86.74	Carlo Livore (ITA)	June 1, 1961
87.12	Terje Pedersen (NOR)	July 1, 1964
91.72	Pedersen	September 2, 1964
91.96	Janis Lusis (URS)	June 23, 1968



Nothing could separate Collette Besson (right) and Nicole Duclos in the 1969 European 400m

92.70	Jorma Kinnunen (FIN)	June 18, 1968
93.80	Lusis	July 8, 1972
94.08	Klaus Wolfermann (FRG)	May 5, 1973
94.58	Miklos Nemeth (HUN)	July 26, 1978
96.72	Ferenc Paragi (HUN)	April 23, 1980
99.72	Tom Petranoff (USA)	May 15, 1983
104.80	Uwe Hohn (GDR)	July 20, 1984
85.74	Klaus Tafelmair (FRG)	September 21, 1986
87.66	Jan Zelazny (TCH)	May 31, 1987
89.10	Patrik Boden (SWE)	March 24, 1990
89.58	Steve Backley (GBR)	July 2, 1990
89.66	Zelazny	July 14, 1990
90.98	Backley	July 20, 1990
91.98	Seppo Ratty (FIN)	May 4, 1991
96.96	Ratty	June 2, 1991
89.58	Backley	July 2, 1990
91.46	Backley	January 25, 1992
95.54	Zelazny	April 6, 1993
95.66	Zelazny	August 29, 1993

## Decathlon

(scores vary according to table used)

7900	Glenn Morris (USA)	August 7/8, 1936
8042	Bob Mathias (USA)	June 29/30, 1950
7887	Mathias	July 25/26, 1952
7985	Rafer Johnson (USA)	June 10/11, 1955
8014	Vasily Kuznetsov (URS)	May 17/18, 1958
8302	Johnson	July 27/28, 1958
8357	Kuznetsov	May 16/17, 1959
8683	Johnson	July 8/9, 1960
8709	Philip Mulkey (USA)	June 16/17, 1961
9121	Yang Chuan-Kwang (TPE)	April 27/28, 1963
8230	Russell Hodge (USA)	July 23/24, 1966
8319	Kurt Bendlin (FRG)	May 13/14, 1967
8417	Bill Toomey (USA)	December 11/12, 1967
8454	Nikolay Avilov (URS)	September 7/8, 1972
8524	Bruce Jenner (USA)	August 9/10, 1975
8538	Jenner	July 29/30, 1976
8622	Daley Thompson (GBR)	May 17/18, 1980
8649	Guido Kratschmer (FRG)	June 14/15, 1980
8704	Thompson	May 22/23, 1982
8723	Jurgen Hingsen (FRG)	August 14/15, 1982
8743	Thompson	September 7/8, 1982
8779	Hingsen	May 4/5, 1983
8798	Hingsen	June 8/9, 1984
8847	Thompson	August 8/9, 1984
8891	Dan O'Brien (USA)	September 4/5, 1992

## Women's Events

### 100

11.6	Stanislawa Walasiewicz (POL)	August 1, 1937
11.5	Fanny Blankers-Koen (NED)	June 13, 1948 +1
11.4	Marjorie Jackson (AUS)	October 4, 1952
11.3	Shirley Strickland (AUS)	August 4, 1955 +2
11.2	Wilma Rudolph (USA)	July 19, 1961 +1
11.1	Irena Kirszenstein (POL)	July 9, 1965 +3
11.08	Wyomia Tyus (USA)	October 15, 1968
11.07	Renate Stecher (GDR)	September 2, 1972
11.04	Inge Helten (FRG)	June 13, 1976
11.01	Annegret Richter (FRG)	July 25, 1976
10.88	Marlies Oelsner (GDR)	July 1, 1977
10.81	Marlies Gohr (GDR)	June 8, 1983
10.79	Evelyn Ashford (USA)	July 3, 1983
10.76	Ashford	August 22, 1984
10.49	Florence Griffith-Joyner (USA)	July 16, 1988

### 200

23.6	Stanislawa Walasiewicz (POL)	August 4, 1935
23.6	Marjorie Jackson (AUS)	July 25, 1952
23.4	Jackson	July 25, 1952
23.2	Betty Cuthbert (AUS)	September 16, 1958
23.2y	Cuthbert	March 7, 1960
22.9	Wilma Rudolph (USA)	July 9, 1960
22.9y	Margaret Burvill (AUS)	February 22, 1964
22.7	Irena Kirszenstein (POL)	August 8, 1965
22.5	Irena Kirszenstein-Szewinska (POL)	October 18, 1968
22.4	Chi Cheng (TPE)	July 12, 1970 +1
22.1	Renate Stecher (GDR)	July 21, 1973
22.21	Szewinska	June 13, 1974
22.06	Marita Koch (GDR)	May 28, 1978
22.02	Koch	June 3, 1979
21.71	Koch	June 10, 1979 +1
21.56	Florence Griffith-Joyner (USA)	September 29, 1988
21.34	Griffith-Joyner	September 29, 1988

### 400

(times not recognised until 1957 by IAAF)

57.0y	Marlene Mathews (AUS)	January 5, 1957 +1
56.3y	Nancy Boyle (AUS)	February 24, 1957
55.2	Polina Lazareva-Solopova (URS)	May 10, 1957
54.0	Marita Itkina (URS)	June 8, 1957
53.6	Itkina	July 6, 1957
53.4	Itkina	September 12, 1959
51.9	Sin Kim Dan (PRK)	October 23, 1982
51.7	Nicole Duclos (FRA)	September 18, 1969
51.7	Collette Besson (FRA)	September 18, 1969
51.0	Marilyn Neufville (JAM)	July 23, 1970 +1
49.9	Irena Szewinska (POL)	June 22, 1974
50.14	Rita Salin (FIN)	September 4, 1974
49.77	Christina Brehmer (GDR)	May 9, 1976
49.75	Szewinska	June 22, 1976
49.29	Szewinska	July 29, 1976
49.19	Marita Koch (GDR)	July 2, 1978
49.03	Koch	August 18, 1978
48.94	Koch	August 31, 1978
48.89	Koch	July 29, 1979
48.60	Koch	August 4, 1979
48.16	Koch	September 8, 1982
47.99	Jarmila Kratochvilova (TCH)	August 10, 1983
47.60	Koch	October 6, 1985

### 800

2:13.8	Anna Larsson (SWE)	August 30, 1945
2:13.0	Yevdokiya Vasilyeva (URS)	July 17, 1950
2:12.2	Valentina Pomogayeva (URS)	July 26, 1951
2:12.0	Nina Pietneva (URS)	August 26, 1951
2:08.5	Pietneva	June 15, 1952
2:08.2	Nina Pietneva-Otkalenko (URS)	June 7, 1953
2:07.3	Otkalenko	August 27, 1953
2:06.6	Otkalenko	September 16, 1954
2:05.0	Otkalenko	September 24, 1955
2:04.3	Lyudmila Shevtsova-Lysenko (URS)	July 3, 1960
2:01.2	Dixie Willis (AUS)	March 3, 1962
2:01.1	Ann Packer (GBR)	October 20, 1964
2:01.0	Judith Pollock (AUS)	June 28, 1967
2:00.5	Vera Nikolic (YUG)	July 20, 1968
1:58.5	Hildegard Falck (FRG)	July 11, 1971
1:57.5	Svetla Zlateva (BUL)	August 24, 1973
1:56.0	Valentina Gerasimova (URS)	June 12, 1976
1:54.9	Tatyana Kazankina (URS)	July 26, 1979 +1
1:53.43	Nadezhda Olizarenko (URS)	July 27, 1980
1:53.28	Jarmila Kratochvilova (TCH)	July 26, 1983



Tatyana Kazankina's world record for 1500m at the Moscow Olympics failed to last the year



"I'm a stat man!"

# The records just keep on rolling



**STAN THE MAN**

From the 1948 London Olympics to the present, former BBC TV statistician Stan Greenberg has been fascinated by athletics facts and figures

**A**S A practising hierophant – or, expounder of mysteries – with a consuming passion for athletic records, *Athletics Weekly* has been a virtual bible and oracle for me, and like-minded enthusiasts, for the last 50 years.

Checking back, I have found that the first British record that was noted in its pages, the July 1946 issue, was a high jump of 6ft 5in (1.955m) by Alan Paterson at Coventry on May 15, which equalled the 25-year-old mark of Howard Baker. Three months later came the first world record report, the discus throw of 179ft (54.56m) by Bob Fitch at the US Championships in June. However, it later transpired that he had thrown further a few weeks earlier.

I was a club sprinter of not great quality, but the statistical side of the sport was to develop, by making available to public, press and officials, reliable and current data on performances and records.

At that time the records themselves were ripe for improvement. For the best part of six years from mid-1939, most of the world had little time for sport and, with the notable exceptions of the USA and neutral Sweden, top class athletics virtually disappeared. Six months is quite a good time for a record to stand, let alone six years or so, as you can see from the progression lists, once the war was over it didn't take long for most of the records to be improved.

I have been privileged, over the years, to witness many records, but I still remember the first world mark that I saw broken. It occurred during the 1949 London v Gothenburg meeting at the much-missed White City, when a Southern Counties women's team attacked the 3x880yds relay record. It was a fairly easy mark, but as they also broke the time for 3x800m – held by the French – it had real worth.

A startling record that I didn't see, but heard about, also stays with me to this day. It was the reported 20km time of 59:51.8 by the great Emil Zatopek in September 1951. What was mind-blowing at the time was the fact that only four men had ever bro-

ken 30 minutes for 10,000m to that date and here was the Czech doing it twice consecutively. Come forward 42 years and I was lucky to be in Oslo when Yobes Ondieki cracked the 27-minute barrier for 10,000m – for someone with my memories of Zatopek, Gordon Pirie, Vladimir Kuts and Ron Clarke, an unbelievable time. And now Haile Gebresilasie is heading towards 26:30.

At the Olympics in 1952 I saw Adhemar da Silva clear 16.22m in the triple jump – dubbed, at the time, a Mickey Mouse event by some members of the British press. Earlier this year I witnessed Jonathan Edwards go over two metres further. Also

at the 1952 Olympics, Josef Csermak of Hungary set a new world hammer mark of 60.34m.

Two years later I was on hand at the European Championships in Berne to cheer Mikhail Krivonozov (URS) as he went three metres further, and then, in the 1986 edition of those championships, saw Yuriy Sedykh (URS) throw the current mark of 86.74m.

With the women, I was also present when Marjorie Jackson set a 200m record of 23.4 in 1952 and then when it went to 21.34 in 1988. Having watched Britain's Sheila Lerwill high jump a great 1.72m in 1951, I could never have dreamed that I would be there when a woman, Stefka Kostadinova, jumped 2.09m at Rome 36 years later.

Perhaps one of the most outstanding memories of a record, but even more of a race, was the famous Chataway v Kuts duel in October 1954. The Briton clipped a remarkable five seconds off the record, but it only lasted for 10 days. Three years later, to the day, it was down to 13:35.0. Under my startled gaze Dave Moorcroft improved it to within a hair's breadth of 13 minutes in 1982 and then five years after that Said Aouita got under the 'barrier'. Now Gebresilasie has achieved what I can only

refer to as a ludicrous 12:44.39. How can one conceive of anything better than that? But it will be broken and probably fairly soon.

The improvement of records over the years has been prodigious. The late Harold Abrahams, Olympic 100m champion and the doyen of British statisticians, was once asked what he thought the 100m could be run in. He said it could obviously not be run in 0.0, but that anything between that and the current record was fair game.

In 1986 I was asked to predict world records at the dawn of the millennium. I spent considerable time, effort and expertise, including conferring with other statisticians, before coming up with what I felt were reasoned, sensible and somewhat conservative predictions. I was mortified to find that between the time they were compiled and the time they were published, five of the 'records for the year 2000' had been beaten! To date 11 of the 22 men's and 10 of the 18 women's marks I predicted have been improved. But I have not learned from the experience and am prepared to put myself on the block once again. If only for a laugh, below are my new predictions for the end of the century. ●

Jonathan Edwards certainly made a mockery of the world record this season, eclipsing it three times legally, averaging an incredible 17.77m

## Predictions for WRs in the year 2000

EVENT	MEN	WOMEN
100	9.82	10.49*
200	19.66	21.34*
400	43.20	47.20
800	1:40.50	1:52.00
1500	3:26.00	3:50.00
3000	7:23.00	8:06.11*
5000	12:40.00	14:22.00
10,000	26:39.00	29:29.00
Marathon	2:05:00	2:18:00
110H/100H	12.88	12.21*
400H	46.65	52.50
3000SC	7:58.00	–
HJ	2.46	2.10
PV	6.20	5.00
LJ	9.03	7.55
TJ	18.40	15.80
SP	23.12*	22.63*
DT	74.08*	76.80*
HT	87.50	70.00
JT	98.00	80.00*
Dec/Hep	9100	7300

\* denotes current world record



# Athletics Weekly

Wednesday  
June 5 1996

£1.40



## Area action

Northern, Midland and Southern  
Championship reports start page 16

**BIGGER AND  
BETTER**

### RESULTS

## Weekend round-up

14 pages devoted  
to domestic and  
international sport

### PROFILE

**Gloves are off!**  
Paul Edwards fights  
to clear his name

Picture: Stu Forster/Allsport



## Spar European Cup

Captain Christie's sprint  
double leads British  
men to silver

Full report and  
pictures page 6

ATH WEEKLY-5/6/96



9 770004 667066

23 >



## 100

9.91	Donovan Bailey (CAN)
9.97A	LINFORD CHRISTIE
10.03	Brumby Surin (CAN)
10.03A	Frankie Fredericks (NAM)
10.05	Olapade Adenikan (NGR)
10.05	Tim Harden (USA)
10.06	Terry Bowen (USA)
10.07	Donovan Powell (JAM)
10.08	Davidson Ezinwa (NGR)
10.08	Michael Marsh (USA)
10.09	Vitaliy Savin (KAZ)
10.10	Jon Drummond (USA)
10.10	Michael Green (USA)
10.11A	Emmanuel Tuffour (GHA)
10.12	DARREN BRAITHWAITE
10.12	Carl Lewis (USA)
10.12	Dennis Mitchell (USA)
10.13	Anthony Barnes (USA)
10.13	Damien Marsh (AUS)
10.13	Augustine Ngetia (NZL)
10.15	Tony McCall (USA)
10.16	David Dolle (SUI)
10.16	Raymond Stewart (JAM)
10.16	Kareem Streets-Thompson (USA)

10.17	Osmond Ezinwa (NGR)
10.17	Glenroy Gilbert (CAN)
10.17	Joel Isasi (CUB)
10.18	Robson da Silva (CUB)
10.18	Sam Jefferson (USA)
10.18	Obadele Thompson (BAR)
10.18	Renward Wells (BAH)
10.19	Jonathan Carter (USA)
10.19	Maurice Greene (USA)
10.19	Jeff Williams (USA)
10.20	Clifton Bufuku (ZAM)
10.20	David Oaks (USA)
10.20	Bode Osagbiare (NGR)
10.21	Koji Ito (JPN)
10.21	Shane Naylor (AUS)
10.21	Pascal Theophile (FRA)
10.22	Aleksey Chichachev (UKR)
10.22	Yoshitaka Ito (JPN)
10.22	Vitaliy Medvedev (KAZ)
10.22	*Franklin Nwankpa (NGR)
10.23	Andre Cason (USA)
10.23	Geir Moen (NOR)
10.23	Patrick Stevens (BEL)
10.24	Jassim Abbas (QAT)
10.24	Andrey Grigoryev
10.24	Peter Hargreaves (USA)
10.24	Brian Lewis (USA)
10.24	Slip Watkins (USA)
10.24	Kevin Widmer (SUI)

## 200

19.79	Michael Johnson (USA)
19.93A	Frankie Fredericks (NAM)
20.08	Ato Boldon (TRI)
20.11	LINFORD CHRISTIE
20.14	Michael Marsh (USA)
20.15A	Emmiel Tuffour (GHA)
20.16A	Riaan Dompers (RSA)
20.17	Ivan Garcia (CUB)
20.18	Jeff Williams (USA)
20.20	Robson da Silva (BRA)
20.23	Andrew Tynes (BAH)
20.24	Patrick Stevens (BEL)
20.26	JOHN REGIS
20.28A	Sunday Bada (NGR)
20.28	Claudinei da Silva (BRA)
20.28	Carl Lewis (USA)
20.28	Thomas Sbokos (GRE)
20.29	Geir Moen (NOR)
20.30	Roheaan Griffin (USA)
20.31	Olapade Adenikan (NGR)
20.31	David Dopek (USA)
20.31	Derrick Thompson (USA)
20.32	Damien Marsh (AUS)
20.35	Vyacheslav Dologodin (UKR)
20.36	Tony Wheeler (USA)
20.37	Bryan Bridgewater (USA)
20.38	Sebastian Keitel (CHN)
20.39	Pat Johnson (USA)
20.40	Ed Harvey (USA)
20.40	Slip Watkins (USA)
20.41	Kevin Widmer (SUI)
20.45	Davidson Ezinwa (NGR)
20.46	Anthuan Maybank (USA)
20.47	Marc Blume (GER)
20.47	DARREN BRAITHWAITE

## World top 5


20.49	Jon Drummond (USA)
20.49	Obadele Thompson (BAR)
20.50	TONY JARRETT
20.50	Georgios Panagiotopoulos (GRE)
20.50	SOLOMON WARISO
20.51	Steve Brimacombe (AUS)
20.51	Mark Keddell (NZL)
20.52	Tony McCall (USA)
20.53	Renward Wells (BAH)
20.54	Robert Kurnicki (GER)
20.55	Alexandros Alexopoulos (GRE)
20.55	Terry Bowen (USA)
20.56	Bryan Krill (USA)
20.57	OWUSO DAKO
20.57	David Dolle (SUI)
20.57	Troy Douglas (BER)
20.57	Jean-Charles Trouabal (FRA)

## 400

43.39	Michael Johnson (USA)
44.13	Derek Mills (USA)
44.22	Butch Reynolds (USA)
44.34	Darnell Hall (USA)
44.36A	Samson Kitur (KEN)
44.56	Greg Haughton (JAM)
44.59	ROGER BLACK
44.69	Sunday Bada (NGR)
44.74	Marlon Ramsey (USA)
44.81	MARK RICHARDSON
44.90	Danny McFarlane (JAM)
44.92A	Kennedy Ochieng (KEN)
44.96	Ibrahim Ismail (QAT)
44.97	Abadnigo Matilu (KEN)
45.01	Kevin Lyles (USA)
45.01	Jerome Young (USA)
45.04	Jude Monye (NGR)
45.06	Steve Lewis (USA)
45.11	Valentin Kulbatskiy (UKR)
45.14	JAMIE BAULCH
45.14	Obea Moore (USA)
45.15	Andre Morris (USA)
45.21	Davian Clarke (JAM)
45.22	Stephane Diagana (FRA)
45.24	Leonard Byrd (USA)
45.24	Mathias Rusterholz (SUI)
45.28A	Quincy Watts (USA)
45.29	Eswort Coombs (StV)
45.29A	Davis Kamoga (UGA)
45.35	Dorian Green (USA)
45.36	Deon Minor (USA)
45.37	Orville Taylor (JAM)
45.38	Pat Johnson (USA)
45.38	Norberto Tellez (CUB)
45.40	Riaan Dompers (RSA)
45.41	Neil De Silva (TRI)
45.46	Danny Everett (USA)
45.46	Michael McDonald (JAM)
45.47	Lamont Smith (USA)
45.47	Andrew Valmon (USA)
45.48	Ramon Clay (USA)
45.48	Ibrahim Hassan (GHA)
45.59	Ivan Jean Marie (StL)
45.59A	Julius Chepkwony (KEN)
45.50	Inaldo Sena (BRA)
45.52	Marlin Cannon (StA)
45.53	Dmitriy Kosov (RUS)
45.54	Tony Miller (USA)

## 800

1:42.87	Wilson Kipketer (DEN)
1:43.36	Johnny Gray (USA)
1:43.45	Benson Koech (KEN)
1:43.56	Arthemon Hatungimana (BUR)
1:43.57	Mahjoub Haida (MAR)
1:43.57	Josph Tengelei (KEN)
1:43.69	Atle Douglas (NOR)
1:43.84	Sammy Langlat (KEN)
1:43.89	Philip Kibitok (KEN)
1:44.05	Vebjorn Rodal (NOR)



Class apart: Double world record-holder Haile Gebrselassie

1:44.08	David Kiptoo (KEN)
1:44.29	William Tanui (KEN)
1:44.48	Vincent Malakwen (KEN)
1:44.57	Nico Motchebon (GER)
1:44.76	Bernard Kisilu (KEN)
1:44.82	David Matthews (IRL)
1:44.83	Fred Onyancha (KEN)
1:44.85	Andrea Gicondi (ITA)
1:44.92	Beryoune Lahlou (MAR)
1:44.95	Jose Parilla (USA)
1:44.97	Brandon Rock (USA)
1:44.98	Steve Holman (USA)
1:45.02	Bruno Konczyklo (FRA)
1:45.03	Andrey Loginov (RUS)
1:45.05	Marco Chiavarini (ITA)
1:45.09	Boniface Kamaru (KEN)
1:45.17	Kipkemboi Lagat (KEN)
1:45.24	Savieri Ngidhi (ZIM)
1:45.36	Hezekiel Sepeng (RSA)
1:45.3A	Robert Kibet (KEN)
1:45.44	Clive Terrelonge (JAM)
1:45.48	Robert Chirchir (KEN)
1:45.49	Rich Kenah (USA)
1:45.62	Julius Acher (UGA)
1:45.71	Andre Bucher (SUI)
1:45.78	Jose Luiz Barbosa (BRA)
1:45.82	Jose Manuel Cerazo (BRA)
1:45.83	Marko Koers (NED)
1:45.85	Alex Morgan (JAM)
1:45.86	Mario Vernon-Watson (JAM)
1:45.87	Piotr Piekarski (POL)
1:45.89	Johan Botha (RSA)
1:45.90	Roberto Barra (ESP)
1:45.91	Paul Byrne (AUS)
1:45.96	Paul McMullen (USA)
1:45.98	Barnabas Kinyor (KEN)
1:46.0A	William Serem (KEN)
1:46.01	Andres Diaz (ESP)
1:46.02	DAVID STRANG
1:46.04A	Jurgens Kotze (RSA)

## 1500

3:27.37	Noureddine Morceli (ALG)
3:30.78	Venuste Niyongabo (BUR)
3:31.16	Hicham El Guerrouj (MAR)
3:31.40	William Kemel (KEN)
3:31.48	Azzeddine Sediki (MAR)
3:32.01	Steve Holman (USA)
3:32.37	Eric Dubus (FRA)
3:32.94	Genry di Napoli (ITA)
3:33.37	Mohammed Suleiman (QAT)
3:33.69	William Tanui (KEN)
3:33.82	Rashid El Basir (MAR)
3:34.05	JOHN MAYOCK
3:34.25	Fermin Cacho (ESP)
3:34.45	Paul McMullen (USA)
3:34.48	Dieter Baumann (GER)
3:34.63	Daniel Komen (KEN)
3:34.76	GARY LOUGH
3:34.79	Vyacheslav Shabunin (RUS)
3:34.82	Moses Kiptanui (KEN)
3:34.85	Marcus O'Sullivan (IRL)
3:34.98	Abdi Bile (SOM)
3:35.36	Abdelkader Chekhemani (FRA)
3:35.45	Driss Maazouzi (MAR)
3:35.51	Reyes Estevez (ESP)
3:35.53	Andrey Loginov (RUS)
3:35.67	Nial Bruton (IRL)
3:35.77	Kevin Sullivan (CAN)
3:35.81	David Kibet (KEN)
3:35.84	Brian Hyde (USA)
3:35.95	Graham Hood (CAN)
3:35.97	Ali Hakimi (TUN)
3:36.14	Terence Harrington (USA)
3:36.16	Vincent Malakwen (KEN)
3:36.20	Smail Sghir (MAR)
3:36.29	Isaac Viciosa (ESP)
3:36.30	Samir Benfares (ESP)
3:36.50	Rudiger Stenzel (GER)



# 0 men 1995

3:36.52 Mark Carroll (IRL)  
 3:36.63 Abdellah Abdelhak (MAR)  
 3:36.75 Sammy Mutai (KEN)  
 3:36.83 Noureddine Behar (MAR)  
 3:36.95 Reuben Chesang (MAR)  
 3:37.10 Mickael Damian (FRA)  
 3:37.24 Elijah Maru (KEN)  
 3:37.27 KEVIN McKAY  
 3:37.43 Branko Zorko (CRO)  
 3:37.54 Joaquim Cruz (BRA)  
 3:37.63 Momenyi Baswati (KNE)  
 3:37.63 Christopher Impens (BEL)  
 3:37.73 Jens-Peter Herold (GER)

## 5000

12:44.39 Haile Gebrselassie (ETH)  
 12:55.30 Moses Kiptanui (KEN)  
 12:56.15 Daniel Komen (KEN)  
 12:57.23 Worku Bikila (ETH)  
 13:01.72 Dieter Baumann (GER)  
 13:02.25 Salah Hissou (MAR)  
 13:02.75 Ismael Kirui (KEN)  
 13:02.80 Shem Kororia (KEN)  
 13:03.08 William Kayla (KEN)  
 13:03.21 Khalid Boulami (MAR)  
 13:03.37 Bob Kennedy (USA)  
 13:03.76 Stephane Franke (GER)  
 13:04.19 Small Schir (MAR)  
 13:04.20 Khalid Skah (MAR)  
 13:06.15 William Sigei (KEN)  
 13:06.69 Josepha Machuka (KEN)  
 13:07.49 Paul Tergat (KEN)  
 13:08.95 Philip Mosima (KEN)  
 13:10.02 Brahim Lahlafi (MAR)  
 13:12.05 Joseph Kimani (KEN)  
 13:13.20 Mohamed Ezzher (FRA)  
 13:13.55 Enrique Molina (ESP)  
 13:13.77 ROB DENMARK  
 13:13.94 Mark Carroll (IRL)  
 13:14.07 Matthias Ntawulikura (RWA)  
 13:14.16 Shadrack Hoff (RSA)  
 13:15.95 Manuel Pancorbo (ESP)  
 13:16.26 Abdellah Behar (FRA)  
 13:16.38 Simon Chemoliyo (KEN)  
 13:16.39 Paul Bitok (KEN)  
 13:16.70 JOHN NUTTALL  
 13:17.05 Brahim Boutalb (MAR)  
 13:17.46 Genny di Napoli (ITA)  
 13:17.76 Shaun Creighton (AUS)  
 13:18.07 Cormac Finnerty (IRL)  
 13:18.53 Fita Bayissa (ETH)  
 13:18.59 Paulo Guerra (POR)  
 13:18.65 Kibiego Kororia (KEN)  
 13:18.69 Brahim Jabbour (MAR)  
 13:18.92 Larbi El Khattabi (MAR)  
 13:19.40 Robert Stefko (SLO)  
 13:19.50 Todd Williams (USA)  
 13:19.73 Julius Ondieki (KEN)  
 13:20.18 Yobes Ondieki (KEN)  
 13:20.20 Larbi Zeroual (MAR)  
 13:20.76 Domingos Castro (POR)  
 13:20.87 Aloys Nizigama (BUR)  
 13:20.95 Al-Qahtani (SAU)  
 13:21.12 Amando Quintanilla (MEX)  
 13:21.21 Ayele Mezegbu (ETH)

## 10,000

26:43.53 Haile Gebrselassie (ETH)  
 27:06.44 Worku Bikila (ETH)  
 27:06.59 Ismael Kirui (KEN)  
 27:09.30 Salah Hissou (MAR)  
 27:10.34 Josephat Machuka (KEN)  
 27:14.08 Paul Tergat (KEN)  
 27:14.53 Khalid Skah (MAR)  
 27:18.02 Shem Kororia (KEN)  
 27:20.38 Aloys Nizigama (BUR)  
 27:25.82 Simon Chemoliyo (KEN)  
 27:27.09 Armando Quintanilla (MEX)  
 27:28.07 Joseph Kimani (KEN)  
 27:31.34 Todd Williams (USA)  
 27:31.54 William Sigei (KEN)

27:32.32 Ondoro Osoro (KEN)  
 27:43.05 Brahim Lahlafi (MAR)  
 27:45.86 Moses Tanui (KEN)  
 27:45.99 Fita Bayissa (ETH)  
 27:47.8 Silvio Guerra (ECU)  
 27:47.93 Matthias Ntawulikura (RWA)  
 27:48.19 Domingos Castro (POR)  
 27:48.55 Yasuyuki Watanabe (JPN)  
 27:48.88 Stephane Franke (GER)  
 27:49.07 German Silva (MEX)  
 27:49.28 William Kiptanui (KEN)  
 27:49.54 PAUL EVANS  
 27:49.5 Jorge Marquez (MEX)  
 27:50.06 Paul Koech (KEN)  
 27:50.27 Stefano Baldini (ITA)  
 27:51.37 Abel Anton (ESP)  
 27:51.64 Alejandro Gomez (ESP)  
 27:52.55 Paulo Guerra (POR)  
 27:52.64 Martin Pitayo (MEX)  
 27:53.0 Chris Fox (USA)  
 27:53.12 Toshiyuki Hayata (JPN)  
 27:54.59 Hendrik Ramaala (RSA)  
 27:56.06 Kenji Takao (JPN)  
 27:56.06 Assefa Mezegebu (ETH)  
 27:57.02 Sakae Osaki (JPN)  
 27:57.67 Mohamed Ezzher (FRA)  
 27:59.80 Katsuhiko Kawauchi (JPN)  
 28:00.29 Vincent Rousseau (BEL)  
 28:00.33 Charles Mulinga (ZAM)  
 28:03.0 Tom Ansberry (USA)  
 28:03.77 Stephen Mayaka (KEN)  
 28:04.55 A Al-Qahtani (SAU)  
 28:04.62 Antonio Serrano (ESP)  
 28:05.84 Jeff Schiebler (CAN)  
 28:06.18 Antonio Pinto (POR)  
 28:06.25 Rod DeHaven (USA)

## 3000SC

7:59.18 Moses Kiptanui (KEN)  
 8:05.01 Eliud Nargatuny (KEN)  
 8:06.77 Gideon Chirchir (KEN)  
 8:06.80 Patrick Sang (KEN)  
 8:06.86 Christopher Koskei (KEN)  
 8:06.88 Richard Kosgei (KEN)  
 8:08.12 Matthew Birir (KEN)  
 8:08.56 Bernard Barmasai (KEN)  
 8:09.02 Abdelaziz Sahere (MAR)  
 8:09.54 Johnstone Kipkoech (KEN)  
 8:09.59 Joseph Keter (KEN)  
 8:09.67 Sa'ad Al-Asmari (SAU)  
 8:10.43 Mark Croghan (USA)  
 8:12.02 Larbi El Khattabi (MAR)  
 8:14.37 Steffan Brand (GER)  
 8:14.38 Angelo Carosi (ITA)  
 8:14.41 Wander Moura (BRA)  
 8:15.44 Florian Ionescu (ROM)  
 8:16.59 Vladimir Pronin (RUS)  
 8:16.67 Julius Kariuki (KEN)  
 8:18.26 Jim Svenoy (NOR)  
 8:18.57 Martin Strega (NOR)  
 8:20.64 Brahim Boulami (MAR)  
 8:20.67 Josephat Kapkory (KEN)  
 8:20.73 Paul Chemase (KEN)  
 8:20.89 Javier Rodriguez (ESP)  
 8:20.97 Vladimir Golyas (RUS)  
 8:21.34 Alessandro Lambroschini (ITA)  
 8:21.57 Tom Nohilly (USA)  
 8:22.09 Yabba Lakhai (MAR)  
 8:22.33 Marcel Laros (NED)  
 8:22.60 Mohammed Belabbes (ALG)  
 8:24.31 Kim Bauernmeister (GER)  
 8:24.37 TOM BAHLON  
 8:24.64 SPENCER DUVAL  
 8:24.66 Sun Ripeng (CHN)  
 8:24.74 Graham Fell (CAN)  
 8:24.97 JUSTIN CHASTON  
 8:25.49 Godfrey Siamusiye (ZAM)  
 8:25.61 Shadrack Mogotsi (RSA)  
 8:25.83 Rafal Wojcik (POL)  
 8:25.94 Mical Bartoszak (POL)

8:26.05 KEITH CULLEN  
 8:26.42 Michael Buchleitner (AUT)  
 8:26.66 Vitor Almeida (POR)  
 8:26.90 Karl Van Calcar (USA)  
 8:26.94 Hezki Chaib (FRA)  
 8:27.03 Daniel Njenga (KEN)  
 8:27.17 Laban Chege (KEN)  
 8:27.20 Gianni Crepaldi (ITA)

## 110H

12.98 Allen Johnson (USA)  
 13.02 Mark Crear (USA)  
 13.04 TONY JARRETT  
 13.05 Florian Schwarthoff (GER)  
 13.11 Roger Kingdom (USA)  
 13.17 COLIN JACKSON  
 13.21 Mark McKoy (AUT)  
 13.22 Courtney Hawkins (USA)  
 13.27 Jack Pierce (USA)  
 13.27 Emilio Valle (CUB)  
 13.29 Mike Fenner (GER)  
 13.29 Kyle Vander-Kuyt (AUS)  
 13.31 Tong Li (CHN)  
 13.32 Anthony Dees (USA)  
 13.32 Duane Ross (USA)  
 13.33 Terry Reese (USA)  
 13.34 Sven Gohler (GER)  
 13.34 Eric Kaiser (GER)  
 13.34 Dan Philibert (FRA)  
 13.37 Derek Knight (USA)  
 13.38 Ubeja Anderson (USA)  
 13.38 Erik Batte (CUB)  
 13.38 Igor Kovac (SLO)  
 13.40 Robert Reading (USA)  
 13.41 Terry Wade (USA)  
 13.42 Antti Haapakoski (FIN)  
 13.44 Larry Harrington (USA)  
 13.46 Claes Abilin (SWE)  
 13.46 Vincent Clarico (FRA)  
 13.46 Eugene Swift (USA)  
 13.47 Falk Balzer (GER)  
 13.47 Dan O'Brien (USA)  
 13.49 Rich Benoy (USA)  
 13.49 Robert Foster (JAM)  
 13.50 Brian Amos (USA)  
 13.50 Claude Edom (GER)  
 13.51 Rod Jett (USA)  
 13.51 Igor Kazanov (LAT)  
 13.51 Jonathan N'Senga (BEL)  
 13.53 William Erese (NGR)  
 13.53A Ronald Mehlich (POL)  
 13.55 Krzysztof Mehlich (POL)  
 13.57 Yevgeniy Pechenkin (RUS)  
 13.58 Kehinde Alade'fa (NGR)  
 13.58 Frank Buseman (GER)  
 13.58 Chen Yanhao (CHN)  
 13.58 Pat Duffy (USA)  
 13.58 Aleksandr Yenko (MOL)  
 13.59 Georg Boroi (ROM)  
 13.59 Dmitry Kolesnichenko (UKR)  
 13.59 Johan Lisabeth (BEL)

## 400H

47.37 Stephane Diagana (FRA)  
 47.52 Samuel Matete (ZAM)  
 47.54 Derrick Adkins (USA)  
 47.56 Danny Harris (USA)  
 48.04 Eronildo de Araujo (BRA)  
 48.33 Winthrop Graham (JAM)  
 48.37 Kazuhiko Yamazaki (JPN)  
 48.47 Russian Mashchenko (RUS)  
 48.53 Sven Nylander (SWE)  
 48.53 Laurent Ottoz (ITA)  
 48.64 Oleg Tverdokhlebov (UKR)  
 48.68A Maurice Mitchell (USA)  
 48.69 Bryan Bronson (USA)  
 48.72 Ken Harnden (ZIM)  
 48.77 Yoshihiko Saito (JPN)  
 48.91 Ryan Hayden (STA)  
 48.92 Gennadiy Gorbenco (UKR)

48.95 Octavius Terry (USA)  
 49.07 Shunji Karube (JPN)  
 49.11 Marc Dollendorf (BEL)  
 49.12A Ibou Faye (SEN)  
 49.14 Eric Thomas (USA)  
 49.15 John Rothwell (USA)  
 49.19A Gideon Biwott (KEN)  
 49.19 Dusan Kovacs (HUN)  
 49.21 Rohan Robinson (AUS)  
 49.27 Erick Keter (KEN)  
 49.29 Hideaki Kawamura (JPN)  
 49.30 Al-Somaily (SAU)  
 49.33 Niklas Eriksson (SWE)  
 49.34 Jose Perez (CUB)  
 49.36 Everson Teixeira (BRA)  
 49.40 Carlos Silva (POR)  
 49.42A Marty Beck (USA)  
 49.43 Pawel Januszewski (POL)  
 49.44 Patrick Ottoz (ITA)  
 49.45 Miro Kocuvan (SLO)  
 49.51 Derek Spears (USA)  
 49.53 Zaharia Argudin (ROM)  
 49.54 Mitchell Francis (JAM)  
 49.55 Mugur Mateescu (ROM)  
 49.58 PETER CRAMPTON  
 49.62 Daniel Ritter (SUI)  
 49.63 Oscar Pitillas (ESP)  
 49.65 Cliff Alexander (USA)  
 49.68A Barnabas Kinyor (KEN)  
 49.68 Niklas Wallenind (SWE)  
 49.70 GARY CADOGAN

## High Jump

2.40 Javier Sotomayor (CUB)  
 2.38 Troy Kemp (BAH)  
 2.38i Sorin Matei (ROM)  
 2.37i Artur Paryka (POL)  
 2.36i Steinar Hoen (NOR)  
 2.35 DALTON GRANT  
 2.35i Lambros Papakostas (GRE)  
 2.35 STEVE SMITH  
 2.34i Charles Austin (USA)  
 2.34i Hakon Sarnblom (NOR)  
 2.33 Lee Jin Taek (KOR)  
 2.33i Cristian Popescu (ROM)  
 2.33i Anton Riepl (GER)  
 2.33i Oleg Zhukovskiy (RUS)  
 2.32i Tony Barton (USA)  
 2.32 Wolf-Hendrick Beyer (GER)  
 2.32 Tim Forsyth (AUS)  
 2.32 Patrik Sjoberg (SWE)  
 2.32i Ralf Sonn (GER)  
 2.30 Bi Hongyang (CHN)  
 2.30 Ray Doakes (USA)  
 2.30 Juha Isolehto (FIN)  
 2.30 Sergey Kolesnik (UKR)  
 2.30 Jaroslav Kotewicz (POL)  
 2.30 Chris Olsson-O'Neill (USA)  
 2.30 Leonid Pumalainen (RUS)  
 2.29i Grigoriy Fyodorov (RUS)  
 2.29 Wolfgang Kreissig (GER)  
 2.29A Gilmar Mayo (COL)  
 2.29i Rick Noji (USA)  
 2.29 Steve Smith (USA)  
 2.29 Ian Thompson (BAH)  
 2.29 Dragutin Topic (YUG)  
 2.28i Gustavo Becker (ESP)  
 2.28i Ettore Ceresoli (ITA)  
 2.28 Jan Janku (TCH)  
 2.28i Petar Malesav (YUG)  
 2.28 Arturo Ortiz (ESP)  
 2.28 Robert Ruffini (SLO)  
 2.28i Stevan Zoric (SER)  
 2.27 Vyacheslav Tyrtshnik (UKR)  
 2.27 Masaaki Uno (JPN)

## Pole Vault

6.03 Okkert Brits (RSA)  
 6.00A Sergey Bubka (UKR)  
 5.91 Maksim Tarasov (RUS)  
 5.90 Rodion Gataullin (RUS)  
 5.90 Igor Trandenkov (RUS)  
 5.86 Jean Galfione (FRA)  
 5.85 Viktor Chistyakov (RUS)  
 5.85i Nick Hysong (USA)  
 5.85 Andrej Tiwontschik (GER)  
 5.80i Pyotr Bocharyov (RUS)  
 5.80 Rian Botha (RSA)  
 5.80i Tim Bright (USA)  
 5.80 Scott Huffman (USA)  
 5.80i Pat Manson (USA)  
 5.80i Bill Payne (USA)  
 5.80 Igor Potapovich (KAZ)



5.80	Dean Starkey (USA)
5.80	Kory Tarpenning (USA)
5.75	Patrik Stenlund (SWE)
5.75	Joe Dial (USA)
5.75	Vadim Strogalyov (RUS)
5.72	Jeff Hartwig (USA)
5.72	Martin Voss (DEN)
5.70	Alain Andji (FRA)
5.70	Jose Manuel Arcos (ESP)
5.70	Istvan Bagyula (HUN)
5.70	Trond Barthel (NOR)
5.70	NICK BUCKFIELD
5.70	Bill Deering (USA)
5.70	Javier Garcia (ESP)
5.70	Lawrence Johnson (USA)
5.70	Tim Lobinger (GER)
5.70	Denis Petushinskiy (RUS)
5.70	Konstantin Smeyonov (RUS)
5.70	Vyacheslav Shuteyev (UKR)
5.67	James Miller (AUS)
5.66	Jan Netscher (TCH)
5.65	Simon Arkell (AUS)
5.65	Aleksandr Averbukh (RUS)
5.65	Valeri Burkejev (EST)
5.65	Aleksey Gladikh (RUS)
5.65	Valeriy Ishutin (RUS)
5.65	Domitien Mestre (BEL)
5.65	Christos Pallakis (GRE)
5.65	Gennady Voronin (RUS)
5.64	David Cox (USA)
5.62	Nuno Fernandes (POR)
5.62	Jean-Michel Godard (FRA)
5.62	Peter Widen (SWE)

## LONG JUMP

8.71	Ivan Pedroso (CUB)
8.56	Kareem Streete-Thompson (USA)
8.52	Mike Powell (USA)
8.51	Roland McGhee (USA)
8.48	Joe Greene (USA)
8.45	James Beckford (JAM)
8.40	Douglas da Souza (BRA)
8.38	Haung Geng (CHN)
8.37	Bogdan Tudor (ROM)
8.34	Andrey Ignatov (RUS)
8.33	Ivalio Mladenov (BUL)
8.32	Stanislav Tarasenko (RUS)
8.32	Erick Walder (USA)
8.28	Kiril Sosunov (RUS)
8.27	Percy Knox (USA)
8.27	Yurly Naumkin (RUS)
8.25	Anthuan Maybank (USA)
8.23	Jamie Jefferson (CUB)
8.22	Aleksandr Glovatskiy (UKR)
8.21	Georg Ackermann (GER)
8.20	Mattias Sunneborn (SWE)
8.19	Spyros Vasdekis (GRE)
8.18	Mike Francis (PUR)
8.17	Juan Carlos Garzon (CUB)
8.16	Chao Chih-kuo
8.13	Milan Gombala (TCH)
8.12	Jacob Katonon (KEN)
8.12	Konstantinos Koukodimos (GRE)
8.12	Andrew Owusu (GHA)
8.12	Xu Bin (CHN)
8.11	Roberto Coltri (ITA)
8.11	Sheddrick Fields (USA)
8.11	Konstantin Krause (GER)
8.11	Chelikh Tidane Toure (SEN)
8.11	Yevgeniy Tretyak (RUS)
8.10	Erki Nool (EST)
8.09	Dmitriy Bagryanov (RUS)
8.09	Sean Robbins (USA)
8.08	Nobuhara Asahara (JPN)
8.08	Dariusz Bontruk (POL)
8.08	Nelson Ferreira (BRA)
8.08	Reggie Jones (USA)
8.08	Erik Nijis (BEL)
8.06	Darius Pemberton (USA)
8.06	Wen Yutao (CHN)
8.05	Huang Baoting (CHN)
8.05	Bogdan Tarus (ROM)
8.04	Gregor Cankar (SLO)
8.04	Roman Orlik (TCH)

## TRIPLE JUMP

18.29	JONATHAN EDWARDS
17.92	James Beckford (JAM)
17.72	Brian Wellman (BER)
17.67	Yoelvis Quesada (CUB)
17.48	Jerome Romain (DMN)



**Sitting second: World champion Troy Kemp finished the year second on the high jump lists**

17.47	Yoel Garcia (CUB)
17.42	Denis Kapustin (RUS)
17.40	Maris Bruziks (LAT)
17.30	Andrey Kurennoy (RUS)
17.30	Zhen Lizhe (CHN)
17.29	Andrius Raizgys (LIT)
17.27	Sergey Arzamasov (KZK)
17.20	Gennadiy Glushenko (UKR)
17.18	FRANCIS AGYEPONG
17.18	Mike Conley (USA)
17.16	Serge Helan (FRA)
17.12	Armen Martirosyan (ARM)
17.12	Viktor Sazankov (BIR)
17.10	Gennadiy Markov (RUS)
17.08	Zou Sixin (CHN)
17.06	Dmitriy Byzov (RUS)
17.06	Oleg Sakirkin (KAZ)
17.05	Jacek Butkiewicz (POL)
17.05	Kenny Harrison (USA)
17.04	Volker Mai (GER)
17.02	Stoiko Tsonov (BUL)
17.01	Viktor Sotnikov (RUS)
17.00	Daniel Osorio (CUB)
16.99	Edrick Floreal (CAN)
16.98	Aleksey Fylyanov (AZE)
16.97	Festus Igbinoehene (NGR)
16.96	Galin Georgiev (BUL)
16.95	Leonard Cobb (USA)
16.95	Vyacheslav Taranov (RUS)
16.94	Tord Henriksson (SWE)
16.93	Jacob Katonon (KEN)
16.93	Vasiliy Sokov (RUS)
16.93	Yurly Sotnikov (RUS)
16.92	LaMark Carter (USA)
16.90	Arne Holm (SWE)
16.89	Frank Rutherford (BAH)
16.88	Lars Hedman (SWE)
16.88	Andrey Kayukov (RUS)
16.86	Garfield Anselm (FRA)
16.86	Vladimir Kravchenko (UKR)
16.84	Francis Dodo (GHA)
16.84	Georges Sainte-Rose (FRA)
16.80	Duan Qifeng (CHN)
16.79	Andrew Murphy (AUS)
16.79	Norifumi Yamashita (JPN)

## SHOT PUT

22.00	Joh Godina (USA)
21.50	Mika Halvari (FIN)
21.47	Brent Noon (USA)
21.30	Randy Barnes (USA)
21.22	C J Hunter (USA)
21.17	Kevin Toth (USA)
20.84	Oliver-Sven Buder (GER)
20.77	Aleksandr Bagach (UKR)
20.71	Roman Virastyuk (UKR)
20.57	Paolo Dal Soglio (ITA)
20.36	Dragan Percec (YUG)
20.35	Saulius Kleiza (LIT)
20.21	Thorsten Herbrand (GER)
20.18	Markus Koistinen (FIN)
20.17	Alessandro Andrei (ITA)
20.13	Petur Gudmundsson (ICE)
20.08	Aleksandr Klimenko (RUS)
20.05	Yuriy Belonog (UKR)
20.00	Andrey Nemchanninov (UKR)
19.97	Manuel Martinez (ESP)

19.849	Yurly Palchikov (RUS)
19.86	Dmitriy Goncharuk (BIR)
19.78	Jonny Reinhardt (GER)
19.69	Vladimir Bulat (BIR)
19.69	Corrado Fantini (ITA)
19.63	Konstantinos Kolias (GRE)
19.61	Oliver Duck (GER)
19.59	Georg Anderson (NOR)
19.58	Arsi Harju (FIN)
19.52	Henrik Wennberg (SWE)
19.49	Dirk Urban (GER)
19.46	Sergey Nikolayev (RUS)
19.41	Jeno Koczian (HUN)
19.39	Christian Nebl (AUT)
19.37	Mark Parlin (USA)
19.37	MARK PROCTOR
19.36	Kjell Ove Hauge (NOR)
19.36	Roar Hoff (NOR)
19.36	Petri Torniainen (FIN)
19.34	Andries Booysen (RSA)
19.32	Miroslav Manc (TCH)
19.31	Jose Luis Martinez (ESP)
19.31	Bilal Saad Mubarak (QAT)
19.31	Vladimir Yaryshkin (RUS)
19.26	Scott Petersen (DEN)
19.24	Jim Doehring (USA)
19.21	Giorgio Venturi (ITA)
19.11	Burger Lambrechts (RSA)
19.10	Steve Albert (USA)
19.10	Ville Tisanoja (FIN)

## DISCUS

69.08	Lars Riedel (GER)
66.78	Serey Lyakhov (RUS)
66.70	Anthony Washington (USA)
66.60	Vladimir Dubrovshchik (BIR)
66.30	Vasiliy Kaptyukh (BIR)
65.78	Stefan Fernholm (SWE)
65.78	Michael Mollenbeck (GER)
65.72	Attila Horvath (HUN)
65.04	Jurgen Schult (GER)
64.96	Adam Setliff (USA)
64.92	John Godina (USA)
64.82	Mike Buncic (USA)
64.52	Werner Reiterer (AUS)
64.46	Roberto Moya (CUB)
64.22	Andrey Okhanovskiy (UKR)
64.18	Nick Sweeney (IRL)
63.68	Vladimir Zinchenko (UKR)
63.66	Diego Fortuna (ITA)
63.66	Ade Ilukoju (NGR)
63.60	Randy Heisler (USA)
63.56	Dmitriy Kovstun (UKR)
63.56	ROBERT WEIR
63.52	Viktor Baraznovskiy (BIR)
63.50	Svein-Inge Valvik (NOR)
63.48	Andy Bloom (USA)
63.36	Olav Jenssen (NOR)
63.30	Vaclavas Kidyskas (LIT)
63.28	Alexis Elizalde (CUB)
63.14	Vesteinn Hafsteinsson (ICE)
63.00	Aleksandr Borichevskiy (RUS)
62.90	Andreas Seelig (GER)
62.78	Virgilijus Alekna (LIT)
62.76	Kevin Fitzpatrick (USA)
62.70	Vitaliy Sidorov (UKR)
62.62	Brian Blumreich (USA)
62.52	Kristian Petterson (SWE)
62.28	Costel Grasu (ROM)
61.92	Harri Uurainen (FIN)
61.84	Andy Meyer (USA)
61.74	Gennadiy Pronko (BIR)
61.66	Frits Potgieter (RSA)
61.64	Gregg Hart (USA)
61.56	Dag Solhaug (SWE)
61.52	Jim Seifert (USA)
61.48	Milachael Lischka (GER)
61.40	Jan-Peter Sandvik (FIN)
61.40	Henrik Wennberg (SWE)
61.18	Ramon Jimenez-Garcia (PAR)
61.16	Jan Cordius (SWE)
60.86	Kjell Ove Hauge (NOR)

## HAMMER

83.10	Andrey Abduvaliyev (TAJ)
82.60	Igor Astapkovich (BIR)
82.56	Balazs Kiss (HUN)
81.46	Vasiliy Sidorenko (RUS)
80.96	Tibor Gecsek (HUN)
80.20	Aleksey Krykun (UKR)
79.94	Chritophe Epalle (FRA)
79.66	Ilya Kononov (RUS)
79.50	Aleksandr Seleznyov (RUS)

79.48	Yuriy Sedykh (RUS)
79.40	Sergey Alay (BIR)
78.70	Marko Wahlman (FIN)
78.66	Lance Deal (USA)
78.42	Heinz Weis (GER)
78.36	Konstantin Astapkovich (BIR)
78.18	Tore Gustafsson (SWE)
78.00	Andrey Skvaruk (UKR)
77.78	Vitaliy Alisevich (BIR)
77.74	Alberto Sanchez (CUB)
77.64	Zoltan Fabian (HUN)
77.64	Pavel Sadlecek (TCH)
77.50	Raphael Pionati (FIN)
77.46	Aleksandr Krasko (BIR)
77.08	Sergey Gavrilov (RUS)
77.06	Enrico Sgrulletti (ITA)
77.00	Vadim Kolesnik (UKR)
76.80	Karsten Kobs (GER)
76.78	Claus Dethloff (GER)
76.68	Christo Polichroniou (GRE)
76.66	Vadim Khersonstev (RUS)
76.58	Juri Tamm (EST)
76.54	Plamen Minev (BUL)
76.02	Albert Sinka (HUN)
76.00	Gilles Dupray (FRA)
76.00	Jozsef Vida (HUN)
75.80	Sean Carlin (AUS)
75.76	Jaroslav Chmyr (UKR)
75.46	Vadim Grabovoy (UKR)
75.42	Szymon Ziolkowski (POL)
75.22	Per Karlsson (SWE)
75.16	Valeriy Yevdokimov (RUS)
75.14	Lasse Akselin (FIN)
74.98	Igor Nikulin (RUS)
74.98	Mikhail Popel (BIR)
74.94	Andrey Budykin (RUS)
74.80	Aleksandr Papadimitrou (GRE)
74.76	Imre Szitas (HUN)
74.70	Kevin McMahon (USA)
74.68	Adrian Annus (HUN)
74.68	Mika Laaksonen (FIN)

## JAVELIN

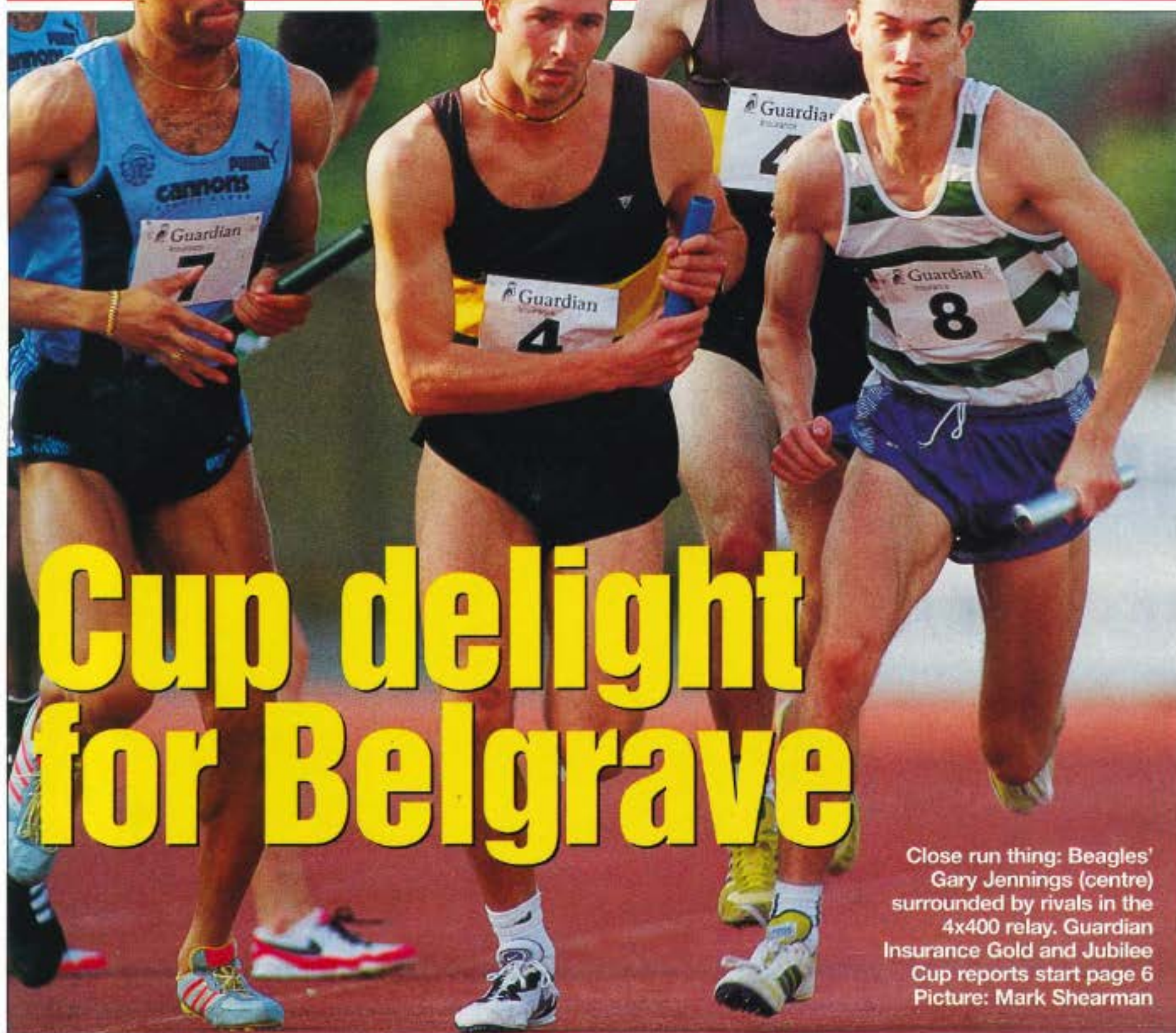
92.60	Raymond Hecht (GER)
92.28	Jan Zelazny (CZE)
88.54	STEVE BACKLEY
88.46	Boris Henry (GER)
88.00	Vladimir Ovchinnikov (RUS)
87.82	Harri Heikkarinen (FIN)
87.68	Seppo Raty (FIN)
87.40	Vladimir Sasimovich (BIR)
86.98	Yury Rybin (RUS)
85.60	Andrey Moruyev (RUS)
85.60	Aki Parviainen (FIN)
85.42	Andreas Linden (GER)
85.18	Ari Pakarinen (FIN)
85.02	Dag Wennlund (SWE)
84.80	Gavin Lovegrove (NZL)
84.52	Vladimir Parfyonov (UZB)
84.50	Tom Pukstys (ADI)
84.42	Sergey Makarov (RUS)
84.14	MICK HILL
84.02	Phillip Spies (RSA)
83.30	Viktor Zaitsev (UZB)
83.18	Peter Blank (GER)
83.14	Matti Narhi (FIN)
83.10	Patrik Boden (SWE)
82.70	Kostas Gatsioudis (GRE)
82.64	Emeterio Gonzalez (CUB)
82.64	Kimmo Kinnunen (FIN)
82.54	Juha Laukkanen (FIN)
82.50	Ivan Mustapic (CRO)
81.54	Andrew Currey (AUS)
81.32	Radoman Scakic (YUG)
81.28	Jari Hantikainen (FIN)
81.18	Andrey Shevchuk (RUS)
80.94	Sami Seksio (FIN)
80.82	Mika Parviainen (FIN)
80.70	Donald-Aik Sild (EST)
80.46	Kazuhiro Mizoguchi (JPN)
80.16	Gregor Hogler (AUT)
80.06	Sigurdur Einarsson (ICE)
79.90	COLIN MACKENZIE
79.60	Zhang Lianbiao (CHN)
79.58	Peter Borglund (SWE)
79.54	Juha Karjalainen (FIN)
79.46	Alain Storaci (FRA)
79.26	Ed Kaminski (USA)
79.16	Andrey Uglov (UKR)
79.06	Terry McHugh (IRE)
78.86	NIGEL BEVAN
78.80	Joakim Nilsson (SWE)
78.78	Robert Srovnal (CZE)



# Athletics Weekly

Wednesday  
September 4 1996

£1.40



## Cup delight for Belgrave

Close run thing: Beagles' Gary Jennings (centre) surrounded by rivals in the 4x400 relay. Guardian Insurance Gold and Jubilee Cup reports start page 6  
Picture: Mark Shearman

### WORLD RECORD

● **Daniel Komen**  
obliterates Morceli's  
world 3000m mark  
See page 13

### CHAMPION PROFILE

● **Chioma Ajunwa's**  
long road to land  
Olympic gold  
See page 30

ATH WEEKLY-4/9/96



9 770004 667066

36 >



# Belgrave storm

Belgrave Harriers' middle distance stars put them in the driving seat after a slow start to their Cup bid

Words: Pete Mulholland Pictures: Mark Shearman

**W**HILE most of the population were still enjoying their breakfast, Newham and Essex Beagles were "snap, crackling and popping" their way to maximum points in the first three events as they attempted to defend their title.

First of the Beagles away was Paul Head, who heaved the hammer out to 71.02 with his initial effort to immediately put the frighteners on the opposition.

"Not bad," he said afterwards, "especially as two days ago Malcolm Arnold said I was too old and should give it up!"

He added: "I'm only 31 and the likes of Howard Payne, Al Oerter and Yuri Sedykh were setting records well past my age."

While the hammer was taking place a larger than usual crowd were gathered to view the long jump.

The reason for this sudden interest was the rare sight of Linford Christie heading down the runway in his first attempt at the event since 1982 when he recorded a distance of 7.11.

Christie, who had left Berlin at 6am, appeared to be enjoying himself with no lack of advice from the sidelines.

After settling for a best of 6.67, Christie was asked whether he saw any future in the event. He replied, "Yes I see a future, but not for me!"


While the attention was focused on Christie, Chris Davidson was quietly going about winning and securing more early points for Newham.

Come the start of the track events Gary Jennings continued the Newham roll as he out-leaned Paul Hibbert in a closely fought 400m hurdles.

At this stage the Belgrave team management was already saying, "It doesn't look too good for us."

The track continued with Christie going for his speciality and showing no after-effects from his long jump exertions as he stormed away from the field to take the 100m with a new Cup record in a speedy and legal 10.28.

After six events, newly crowned League champions Sale had eased into the lead



with 31 points with Belgrave and Newham level pegging just one point behind.

Gary Staines, who as part of his preparations for the Chicago marathon had run a 23-miler the previous day, then began the Belgrave charge towards the title with a convincing win in the 10,000m to put his club in pole position.

Further maximum points

came Belgrave's way with a powerful middle distance package of Matt Yates – who had earlier lost out to Sale's Rupert Waters in the 800 by just 100th of a second – blasting off with 600 to go in the 1500, and the two Atlanta Olympians, Justin Chaston and Paul Evans easily taking the 3000 'chase and 5000 respectively.

The field events meanwhile were also creating attention with Bob Weir going to the head of the UK rankings with a Cup record throw of 62.40 – winning the Man of the Match award in the process – to add to his league record set just two weeks earlier.

Nick Neiland, who currently lies second in this year's UK



All smiles: Some of the Belgrave boys celebrate their Cup success

**'Yes I see a future, but not for me'**

Linford Christie after finishing seventh in the long jump



# to Cup triumph



Belgrave's Olympic 'chaser' Justin Chaston clears the water jump in third position before going on to a comfortable victory


javelin lists, gave his home supporters of Shaftesbury Barnet something to cheer about with an impressive 77.20 to easily defeat highly rated rivals Mark Roberson, Colin McKenzie and Nigel Bevan.

Meanwhile strange events were happening regarding the pole vault as "player power" took control with the competi-

tors seeking advantageous conditions.

Dissatisfied with the windswept siting alongside the back straight and going against the referee's instructions, a more suitable position was sought.

But after the third attempt and with time fast running out the event was abandoned.



Eventual winner Evans (1) leads runner-up Burrows (2) in the 5000

## RESULTS

**MATCH:** 1 Belgrave H 112; 2 Woodford Green 103; 3 Newham & Essex Beagles 99; 4 Shaftesbury Barnet 90; 5 Sale Harriers, Manchester 85; 6 Thames Valley H 79; 7 Birchfield H 74; 8 Haringey 61

**100 (+1.3):** 1 L Christie (TVH) 10.28 (Cup rec); 2 J Thomas (W Gn) 10.43; 3 J Livingston (SB) 10.50; 4 D Money (Sale) 10.57; 5 D Bignall (Har) 10.62; 6 M Teitz (Bir) 10.72; 7 H Korjie (Bel) 10.73; 8 T Stamp (NEB) 10.80

**200 (+0.6):** 1 D Walker (NEB) 21.05; 2 Thomas 21.19; 3 Money 21.28; 4 D Joyce (TVH) 21.49; 5 Bignall 21.60; 6 Livingston 21.76; 7 A Walcott (Bel) 21.81

**400:** 1 T O'Dell (W Gn) 46.88; 2 R Edu (SB) 47.76; 3 E Williams (TVH) 47.86; 4 A Francis (NEB) 48.38; 5 R David (Bel) 48.85; 6 J Gowon (Sale) 49.66

**800:** 1 R Waters (Sale) 1:52.28; 2 M Yates (Bel) 1:52.29; 3 A Rosen (TVH) 1:52.79; 4 M Davies (W Gn) 1:52.80; 5 T Gosnell (Bir) 1:54.20; 6 V Rose (TVH) 1:54.76; 7 M Taylor (NEB) 1:55.96; 8 D Canning (SB) 1:56.45

**1500:** 1 Yates 3:49.81; 2 L Mangleshot (W Gn) 3:50.91; 3 I Grime (NEB) 3:52.89; 4 S Saxby (TVH) 3:54.32; 5 G Cuddy (Sale) 3:56.41; 6 C Godfrey (SB) 3:56.84; 7 S Edmonds (Bir) 3:57.91

**5000:** 1 P Evans (Bel) 13:53.23; 2 D Burrows (Bir) 13:55.81; 3 P Green (Sale) 14:18.15; 4 Mangleshot 14:59.22; **10,000:** 1 G Staines (Bel) 29:40.4; 2 Grime 30:23.1; 3 M Clarkson (Bir) 31:24.1; 4 A Eden (W Gn) 30:24.2; 5 A Ali (TVH) 32:07.0; 6 N Peach (Sale) 32:22.6

**3000SC:** 1 J Chaston (Bel) 8:47.6; 2 A Green (W Gn) 9:05.3; 3 M Heron (Bir) 9:08.9; 4 A Crossan (Har) 9:21.9; 5 D Baxter (Sale) 9:29.2; 6 D Lennon (TVH) 9:40.4

**110H (+1.0):** 1 N Owen (Bel) 14.00; 2 G Dunson (SB) 14.49; 3 S McArae (NEB) 14.62; 4 P Hibbert (Bir) 15.02; 5 A Falola (W Gn) 15.18; 6 D Grant (Har) 15.20; 7 A Carte (TVH) 15.27; 8 D Savage (Sale) 15.38

**400H:** 1 G Jennings (NEB) 51.10; 2 Hibbert 51.15; 3 Savage 52.28; 4 Dunson 52.43; 5 G Gray (TVH) 54.48; 6 I Wells (Bel) 55.41; 7 K Newton (W Gn) 56.02

**HJ:** 1 Grant 2.15 (2.00s, 2.05s, 2.10xxx, 2.15s, 2.22xxx); 2 C Bent (SB)

2.15; 3 R Aspdon (Bel) 2.00; 4 W Caswell (W Gn) 2.00

**PV:** Cancelled

**LJ:** 1 C Davison (NEB)

7.41w/+2.7 (7.15/+1.5) (7.16w, 7.41w, 7.15, p, p, p); 2 N Dowsett (W Gn) 7.15w/+2.2 (6.92/+0.3); 3 I Simpson (Sale) 6.76w/+2.1 (6.61/+1.8); 4 G Ojok (Bel, U20) 6.74/+0.6; 5 S Edu (SB) 6.74/+1.6; 6 H Eduh (Har) 6.71/+1.3; 7 Christie 6.67/+1.2

**TJ:** 1 E Clarke (SB) 15.45w/+4.2 (15.22/+2.0) (15.45, 15.05, x, 15.26w, 15.22, 14.92); 2 J Flynn (Bir) 15.19w; 3 C Charles (TVH) 15.17; 4 J Hilton (Sale) 14.85; 5 M Brown (Har) 14.64; 6 P Idowu (Bel, U20) 13.94; 7 Newton 13.26w

**SP:** 1 S Hayward (Sale) 17.52 (17.22, 17.47, 17.46, 17.49, x, 17.52); 2 M Proctor (NEB) 16.95; 3 L Newman (Bel) 16.87; 4 D Callaway (Har) 16.51; 5 S Whyte (TVH) 14.69; 6 P Howard (W Gn) 14.11; 7 P Charvett (Bir) 13.99; 8 N Thompson (SB) 13.83

**DT:** 1 R Weir (Bir) 62.40 (Cup rec) (61.80, x, x, x, 62.40, x); 2 L Marar (Bel) 55.58; 3 Thompson 53.62; 4 S Casey (W Gn) 51.86; 5 M Symonds (TVH) 51.10; 6 R Russell (Sale) 50.00; 7 N Woolcott (Har) 49.84; 8 D McDonald (NEB) 49.78

**HT:** 1 P Head (NEB) 71.02 (71.02, 67.98, x, x, 69.30, x); 2 D Smith (Bel) 68.76; 3 M Jones (SB) 66.16; 4 S Peacock (Bir) 63.84; 5 P Vivian (TVH) 63.30; 6 S Pearson (Sale) 60.24; 7 C Howe (W Gn) 58.28; 8 R Earle (Har) 58.26

**JT:** 1 N Nieland (SB) 77.20 (68.24, 67.38, x, 72.22, 77.20, x); 2 M Roberson (Har) 73.90; 3 C McKenzie (NEB) 72.90; 4 N Bevan (Bel) 70.18; 5 A Gidley (Sale) 62.06; 6 P Howard (W Gn) 59.90; 7 D MacDonald (TVH) 54.54; 8 R Hooper (Bir) 53.28

**4x100:** 1 Woodford Green 40.49 (M Smith, Josephus Thomas, Joselyn Thomas, A Falola); 2 Shaftesbury Barnet 40.88; 3 Belgrave H 40.88; 4 Newham & Essex Beagles 41.19; 5 Thames Valley H 41.94; 6 Sale H 42.41; 7 Haringey 42.88

**4x400:** 1 Woodford Green 3:09.78 (C McCaw, P Amara, S Claravella, T O'Dell); 2 Newham & Essex Beagles 3:10.42; 3 Thames Valley H 3:10.65; 4 Sale H 3:15.23; 5 Belgrave H 3:17.56; 6 Shaftesbury Barnet 3:21.75

**MAN OF THE MATCH:** Bob Weir (Bir)

Mike Edwards, who would probably have scored highly for Belgrave had earlier in the day been receiving acupuncture to alleviate his jet lag after flying in from the United States that morning.

Back on the track Neil Owen looked classy as he completed the high hurdles in 14secs exactly while Tim O'Dell was not far off his best as he won the 400m with ease.

In spite of a healthy 13-point lead after 12 events Belgrave were not celebrating yet, with team manager John Jefferies admitting: "We're a bit weak in the relays."

But their concern was unfounded as Belgrave went

on to lift the trophy for the third time with a comfortable margin of nine points over Woodford Green who made a late run to overtake third placed Newham.

After a brilliant day of pure club athletics the only sad point was that after two decades of magnificent support Guardian Insurance have withdrawn their sponsorship of the British League with no replacement in the pipeline.

There is no doubt the league has improved the base structure of British athletics and this period of sponsorship – probably the longest between any company and a sporting body – will be sorely missed.