

A woman with blonde hair is sitting up in bed, reading an open book. She is wearing a red top and a grey robe. The bed has a white quilted mattress with a grey border and a wooden frame. A white blanket is pulled up to her chest, and her feet are visible at the end of the bed. In the background, there is a framed abstract painting and a bedside table with a potted plant and books.

*American
Bedding™*
EST. 1939





American Crafted, Rest Assured.

Since 1939, American Bedding has been handcrafted in America and expertly engineered with only the highest quality materials for durability and comfort with superior value.


American Bedding offers a range of comfort choices from tight-top to pillow-top with a variety of mattress core technologies and cover options available in flat-pack and rolled.

Our quality foams and custom-milled fabrics help you fall asleep faster and stay asleep longer.

We created American Bedding because we believe everyone deserves access to quality sleep. We do that by offering quality mattresses without the premium price tag. We've never taken shortcuts when it comes to quality. Our mattresses are handcrafted in the USA and provide lasting durability and complete comfort. When you buy American Bedding, you're not just getting a premium mattress; you're continuing the tradition of American craftsmanship.



Cover Option:



AL76515

15" PocketedCoil Extra Plush Euro Top

Hand-Crafted in America

American Bedding™
LUXURY COLLECTION
EST. 1939

Designed to deliver an immediate plush, soft feel. Featuring comforting softness combined with ergonomic support for your best night's sleep.

Custom-Milled Fabrics and Quality Covers

- Custom-milled fabrics chosen for durability and comfort
- Dual quilted layers create cradling comfort, added pressure relief, and improved durability

OmniSense™ Foam

- Fast response for immediate comfort and relaxation
- Long-lasting and resistant to body impressions

MicroCoils

- Microcoils move individually for personalized contouring
- Ultra-responsive feel and improved sleep surface durability

Graphite-Infused Memory Foam

- Cool sleep surface and consistent comfort
- All the comfort and contouring you expect from memory foam with the added thermal conductivity of Graphite

OmniSense™ Silhouette Foam

- Fast response for immediate comfort and relaxation
- Long-lasting and resistant to body impressions
- Rolling peaks & valleys contour to the body—for pressure relief, improved spinal alignment and breathability for perfect temperature
- Works with other mattress layers to distribute weight more evenly as you move, reducing partner disturbance

Advanced IsoCore™ Support System with Edge Zoning

- Unique design ergonomically supports the body and reduces partner disturbance with zoned edge support for better stability and consistency
- Open design ensures airflow, breathability and efficient heat transfer

SupportSense™ Foam

- Delivers a comfortable sleep surface with firm support
- Long-lasting and resistant to body impressions

Always CertiPUR-US® Certified Foams

- Certified foams made without harmful chemicals

Non-Prorated Warranty



PROFILE:

- **15 INCH PROFILE**


COMFORT FEEL:

- **EXTRA PLUSH / EURO TOP**

IDEAL FOR:

- **SIDE & STOMACH SLEEPERS**

**ADJUSTABLE
BASE COMPATIBLE**




CertiPUR-US®
Certified Foams

americanbedding.co



Cover Option:



AL46515

15" PocketedCoil Plush

Hand-Crafted in America

Designed to deliver an immediate plush, soft feel. Featuring comforting softness combined with ergonomic support for your best night's sleep.

Custom-Milled Fabrics and Quality Covers

- Custom-milled fabrics chosen for durability and comfort
- Dual quilted layers create cradling comfort, added pressure relief, and improved durability

OmniSense™ Foam

- Fast response for immediate comfort and relaxation
- Long-lasting and resistant to body impressions

MicroCoils

- Microcoils move individually for personalized contouring
- Ultra-responsive feel and improved sleep surface durability

Graphite-Infused Memory Foam

- Cool sleep surface and consistent comfort
- All the comfort and contouring you expect from memory foam with the added thermal conductivity of Graphite

American Bedding™
LUXURY COLLECTION EST. 1939

SupportSense™ Silhouette Foam

- Delivers a comfortable supportive sleep surface all-night with firm support
- Rolling peaks & valleys contour to the body—for pressure relief, improved spinal alignment and breathability for perfect temperature
- Works with other mattress layers to distribute weight more evenly as you move, reducing partner disturbance

Advanced IsoCore™ Support System with Edge Zoning

- Unique design ergonomically supports the body and reduces partner disturbance with zoned edge support for better stability and consistency
- Open design ensures airflow, breathability and efficient heat transfer

SupportSense™ Foam

- Delivers a comfortable sleep surface with firm support
- Long-lasting and resistant to body impressions

Always CertiPUR-US® Certified Foams

- Certified foams made without harmful chemicals

Non-Prorated Warranty



PROFILE:

- 15 INCH PROFILE


COMFORT FEEL:

- PLUSH

IDEAL FOR:

- SIDE & STOMACH SLEEPERS

ADJUSTABLE
BASE COMPATIBLE




CertiPUR-US®
Certified Foams

americanbedding.co



Cover Option:



AL16515

15" PocketedCoil Firm

Hand-Crafted in America

American Bedding™
LUXURY COLLECTION EST. 1939

Built to deliver the best of both worlds — an initial cushioned feel balanced with correct ergonomic support. Enjoy great sleep and comfort on this balanced bed.

Custom-Milled Fabrics and Quality Covers

- Custom-milled fabrics chosen for durability and comfort
- Dual quilted layers create cradling comfort, added pressure relief, and improved durability

OmniSense™ Foam

- Fast response for immediate comfort and relaxation
- Long-lasting and resistant to body impressions

MicroCoils

- Microcoils move individually for personalized contouring
- Ultra-responsive feel and improved sleep surface durability

Graphite-Infused Memory Foam

- Cool sleep surface and consistent comfort
- All the comfort and contouring you expect from memory foam with the added thermal conductivity of Graphite

SupportSense™ Silhouette Foam

- Delivers a comfortable supportive sleep surface all-night with firm support
- Rolling peaks & valleys contour to the body—for pressure relief, improved spinal alignment and breathability for perfect temperature
- Works with other mattress layers to distribute weight more evenly as you move, reducing partner disturbance

Advanced IsoCore™ Support System with Edge Zoning

- Unique design ergonomically supports the body and reduces partner disturbance with zoned edge support for better stability and consistency
- Open design ensures airflow, breathability and efficient heat transfer

Always CertiPUR-US® Certified Foams

- Certified foams made without harmful chemicals

Non-Prorated Warranty



PROFILE:

- 15 INCH PROFILE


COMFORT FEEL:

- FIRM

IDEAL FOR:

- SIDE & BACK SLEEPERS

ADJUSTABLE
BASE COMPATIBLE



CertiPUR-US®
Certified Foams

americanbedding.co



Cover Option:

NALA



CRANE



EYQA3CD

14" PocketedCoil Plush Contour Edge

Hand-Crafted in America

Designed to deliver an immediate plush, soft feel. Featuring comforting softness combined with ergonomic support for your best night's sleep.

Custom-Milled Fabrics and Quality Covers

- Custom-milled fabrics chosen for durability and comfort
- Dual quilted layers create cradling comfort, added pressure relief, and improved durability

EssentialGel™ Foam

- Responsive feel and pressure-relieving comfort

CloudComfort™ Layer

- Breathable, soft cloud like comfort layer provides cradling support

SupportSense™ Foam

- Delivers a comfortable sleep surface with firm support
- Long-lasting and resistant to body impressions

OmniSense™ Silhouette Foam

- Fast response for immediate comfort and relaxation
- Long-lasting and resistant to body impressions
- Rolling peaks & valleys contour to the body—for pressure relief, improved spinal alignment and breathability for perfect temperature
- Works with other mattress layers to distribute weight more evenly as you move, reducing partner disturbance

InfinityCoil™ Support System with Edge Support

- Designed to provide a larger, more consistent edge-to-edge sleep surface
- Natural breathability and temperature regulation
- Longer-lasting coil system made to contour to the body
- Prevents roll-off by delivering a firm edge enhanced support at the head & foot of the bed

Always CertiPUR-US® Certified Foams

- Certified foams made without harmful chemicals

Non-Prorated Warranty



PROFILE:

- **14 INCH PROFILE**

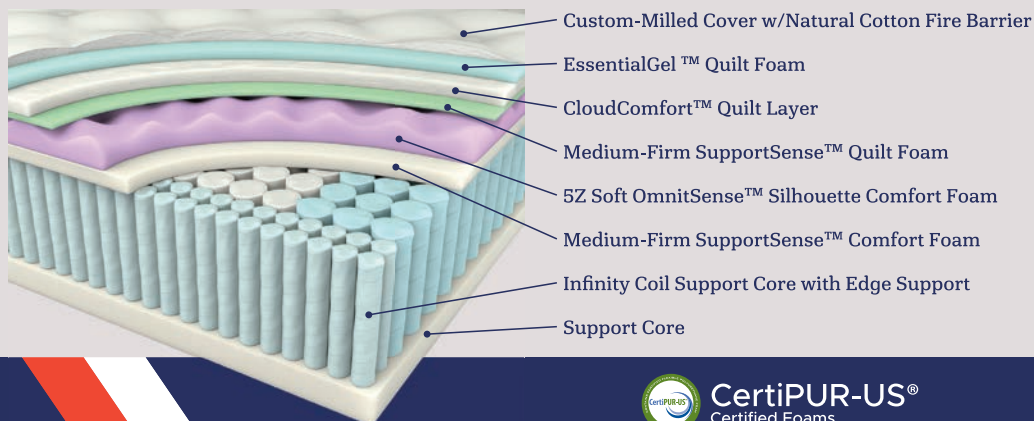
COMFORT FEEL:

- **PLUSH / CONTOUR EDGE**

IDEAL FOR:

- **SIDE & STOMACH SLEEPERS**

**ADJUSTABLE
BASE COMPATIBLE**




CertiPUR-US®
Certified Foams

americanbedding.co



Cover Option:



EHQAZTD

14" PocketedCoil Firm Contour Edge

Hand-Crafted in America

Engineered for a firm feel, balanced with ergonomic support. Perfect for those desiring cushioned comfort and a firm, supportive sleep surface.

Custom-Milled Fabrics and Quality Covers

- Custom-milled fabrics chosen for durability and comfort
- Dual quilted layers create cradling comfort, added pressure relief, and improved durability

EssentialGel™ Foam

- Responsive feel and pressure-relieving comfort

CloudComfort™ Layer

- Breathable, soft cloud like comfort layer provides cradling support

SupportSense™ Comfort Foam

- Delivers a comfortable sleep surface with firm support
- Long-lasting and resistant to body impressions

SupportSense™ Silhouette Comfort Foam

- Delivers a comfortable supportive sleep surface all-night with firm support
- Rolling peaks & valleys contour to the body—for pressure relief, improved spinal alignment and breathability for perfect temperature
- Works with other mattress layers to distribute weight more evenly as you move, reducing partner disturbance

InfinityCoil™ Support System with Edge Support

- Designed to provide a larger, more consistent edge-to-edge sleep surface
- Natural breathability and temperature regulation
- Longer-lasting coil system made to contour to the body
- Prevents roll-off by delivering a firm edge enhanced support at the head & foot of the bed

Always CertiPUR-US® Certified Foams

- Certified foams made without harmful chemicals

Non-Prorated Warranty



PROFILE:

- 14 INCH PROFILE

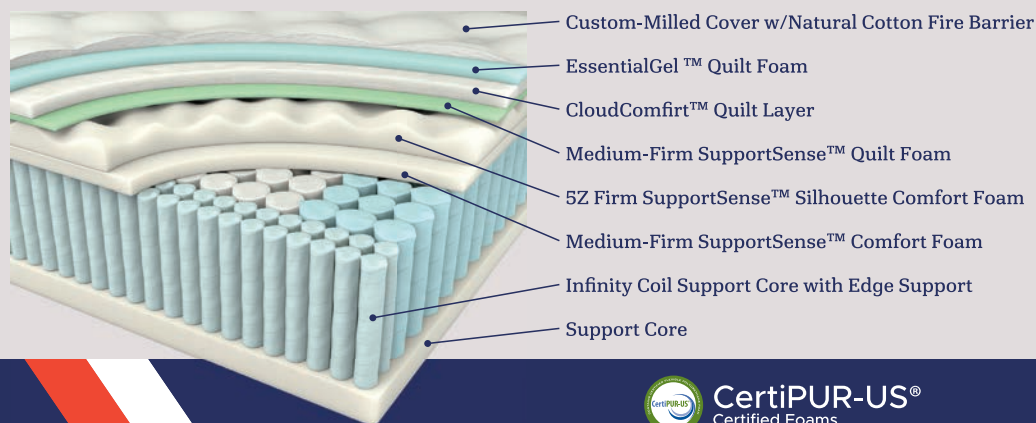
COMFORT FEEL:

- FIRM/ CONTOUR EDGE

IDEAL FOR:

- SIDE & BACK SLEEPERS

**ADJUSTABLE
BASE COMPATIBLE**




CertiPUR-US®
Certified Foams

americanbedding.co



Cover Option:



UJQA9LDL

14" PocketedCoil Plush Pillow Top

Hand-Crafted in America

Designed to deliver an immediate plush, soft feel. Featuring comforting softness combined with ergonomic support for your best night's sleep.

Custom-Milled Fabrics and Quality Covers

- Custom-milled fabrics chosen for durability and comfort
- Dual quilted layers create cradling comfort, added pressure relief, and improved durability

EssentialGel™ Foam

- Responsive feel and pressure-relieving comfort

CloudComfort™ Layer

- Breathable, soft cloud like comfort layer provides cradling support

SupportSense™ Foam

- Delivers a comfortable sleep surface with firm support
- Long-lasting and resistant to body impressions

American Bedding™
LUXURY COLLECTION EST. 1939

SupportSense™ Silhouette Foam

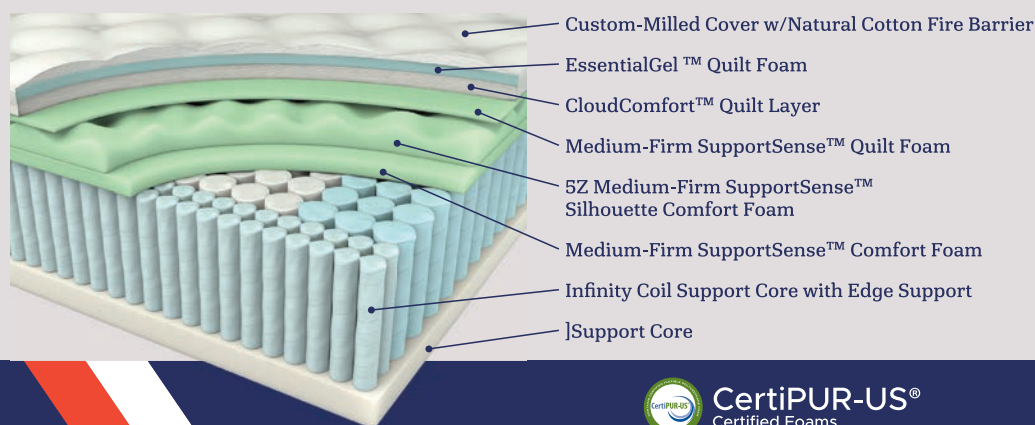
- Delivers a comfortable supportive sleep surface all-night with firm support
- Rolling peaks & valleys contour to the body—for pressure relief, improved spinal alignment and breathability for perfect temperature
- Works with other mattress layers to distribute weight more evenly as you move, reducing partner disturbance

InfinityCoil™ Support System with Edge Support

- Designed to provide a larger, more consistent edge-to-edge sleep surface
- Natural breathability and temperature regulation
- Longer-lasting coil system made to contour to the body
- Prevents roll-off by delivering a firm edge enhanced support at the head & foot of the bed

Always CertiPUR-US® Certified Foams

- Certified foams made without harmful chemicals



Non-Prorated Warranty



PROFILE:

- 14 INCH PROFILE

COMFORT FEEL:

- PLUSH / PILLOW TOP

IDEAL FOR:

- SIDE & STOMACH SLEEPERS

**ADJUSTABLE
BASE COMPATIBLE**




CertiPUR-US®
Certified Foams

americanbedding.co



Cover Option:



GYQA3CAK

14" PocketedCoil Plush

Hand-Crafted in America

Designed to deliver an immediate plush, soft feel. Featuring comforting softness combined with ergonomic support for your best night's sleep.

Custom-Milled Fabrics and Quality Covers

- Custom-milled fabrics chosen for durability and comfort
- Dual quilted layers create cradling comfort, added pressure relief, and improved durability

EssentialGel™ Foam

- Responsive feel and pressure-relieving comfort

CloudComfort™ Layer

- Breathable, soft cloud like comfort layer provides cradling support

SupportSense™ Foam

- Delivers a comfortable sleep surface with firm support
- Long-lasting and resistant to body impressions

SupportSense™ Silhouette Foam

- Delivers a comfortable supportive sleep surface all-night with firm support
- Rolling peaks & valleys contour to the body—for pressure relief, improved spinal alignment and breathability for perfect temperature
- Works with other mattress layers to distribute weight more evenly as you move, reducing partner disturbance

InfinityCoil™ Support System with Edge Support

- Designed to provide a larger, more consistent edge-to-edge sleep surface
- Natural breathability and temperature regulation
- Longer-lasting coil system made to contour to the body
- Prevents roll-off by delivering a firm edge enhanced support at the head & foot of the bed

Always CertiPUR-US® Certified Foams

- Certified foams made without harmful chemicals

Non-Prorated Warranty



PROFILE:

- 14 INCH PROFILE


COMFORT FEEL:

- PLUSH

IDEAL FOR:

- SIDE & STOMACH SLEEPERS

ADJUSTABLE
BASE COMPATIBLE



CertiPUR-US®
Certified Foams

americanbedding.co



Cover Option:



GHQAZTIJ

14" PocketedCoil Firm

Hand-Crafted in America

Engineered for a firm feel, balanced with ergonomic support. Perfect for those desiring cushioned comfort and a firm, supportive sleep surface.

Custom-Milled Fabrics and Quality Covers

- Custom-milled fabrics chosen for durability and comfort
- Dual quilted layers create cradling comfort, added pressure relief, and improved durability

EssentialGel™ Foam

- Responsive feel and pressure-relieving comfort

SupportSense™ Foam

- Delivers a comfortable sleep surface with firm support
- Long-lasting and resistant to body impressions

American Bedding™
LUXURY COLLECTION EST. 1939

SupportSense™ Silhouette Foam


- Delivers a comfortable supportive sleep surface all-night with firm support
- Rolling peaks & valleys contour to the body—for pressure relief, improved spinal alignment and breathability for perfect temperature
- Works with other mattress layers to distribute weight more evenly as you move, reducing partner disturbance

InfinityCoil™ Support System with Edge Support

- Designed to provide a larger, more consistent edge-to-edge sleep surface
- Natural breathability and temperature regulation
- Longer-lasting coil system made to contour to the body
- Prevents roll-off by delivering a firm edge enhanced support at the head & foot of the bed

Always CertiPUR-US® Certified Foams

- Certified foams made without harmful chemicals



Non-Prorated Warranty



PROFILE:

- 14 INCH PROFILE

COMFORT FEEL:

- FIRM

IDEAL FOR:


- SIDE & BACK SLEEPERS

ADJUSTABLE
BASE COMPATIBLE





Cover Option:



AL53313

13" PocketedCoil Extra Plush Pillow Top

Hand-Crafted in America

Designed to deliver an immediate plush, soft feel. Featuring comforting softness combined with ergonomic support for your best night's sleep.

Custom-Milled Fabrics and Quality Covers

- Custom-milled fabrics chosen for durability and comfort
- Dual quilted layers create cradling comfort, added pressure relief, and improved durability

OmniSense™ Foam

- Fast response for immediate comfort and relaxation
- Long-lasting and resistant to body impressions

Graphite-Infused Memory Foam

- Cool sleep surface and consistent comfort
- All the comfort and contouring you expect from memory foam with the added thermal conductivity of Graphite

OmniSense™ Silhouette Foam

- Fast response for immediate comfort and relaxation
- Long-lasting and resistant to body impressions
- Rolling peaks & valleys contour to the body—for pressure relief, improved spinal alignment and breathability for perfect temperature
- Works with other mattress layers to distribute weight more evenly as you move, reducing partner disturbance

Advanced IsoCore™ Support System with Edge Zoning

- Unique design ergonomically supports the body and reduces partner disturbance with zoned edge support for better stability and consistency
- Open design ensures airflow, breathability and efficient heat transfer

SupportSense™ Foam

- Delivers a comfortable sleep surface with firm support
- Long-lasting and resistant to body impressions

Always CertiPUR-US® Certified Foams

- Certified foams made without harmful chemicals

Non-Prorated Warranty



PROFILE:

- 13 INCH PROFILE


COMFORT FEEL:

- EXTRA PLUSH / PILLOW TOP

IDEAL FOR:

- SIDE & STOMACH SLEEPERS

**ADJUSTABLE
BASE COMPATIBLE**



CertiPUR-US®
Certified Foams

americanbedding.co



Cover Option:



AL43513

13" PocketedCoil Plush

Hand-Crafted in America

Designed to deliver an immediate plush, soft feel. Featuring comforting softness combined with ergonomic support for your best night's sleep.

Custom-Milled Fabrics and Quality Covers

- Custom-milled fabrics chosen for durability and comfort
- Dual quilted layers create cradling comfort, added pressure relief, and improved durability

OmniSense™ Foam

- Fast response for immediate comfort and relaxation
- Long-lasting and resistant to body impressions

Graphite-Infused Memory Foam

- Cool sleep surface and consistent comfort
- All the comfort and contouring you expect from memory foam with the added thermal conductivity of Graphite

SupportSense™ Silhouette Foam

- Delivers a comfortable supportive sleep surface all-night with firm support
- Rolling peaks & valleys contour to the body—for pressure relief, improved spinal alignment and breathability for perfect temperature
- Works with other mattress layers to distribute weight more evenly as you move, reducing partner disturbance

Advanced IsoCore™ Support System with Edge Zoning

- Unique design ergonomically supports the body and reduces partner disturbance with zoned edge support for better stability and consistency
- Open design ensures airflow, breathability and efficient heat transfer

SupportSense™ Foam

- Delivers a comfortable sleep surface with firm support
- Long-lasting and resistant to body impressions

Always CertiPUR-US® Certified Foams

- Certified foams made without harmful chemicals

Non-Prorated Warranty



PROFILE:

- 13 INCH PROFILE

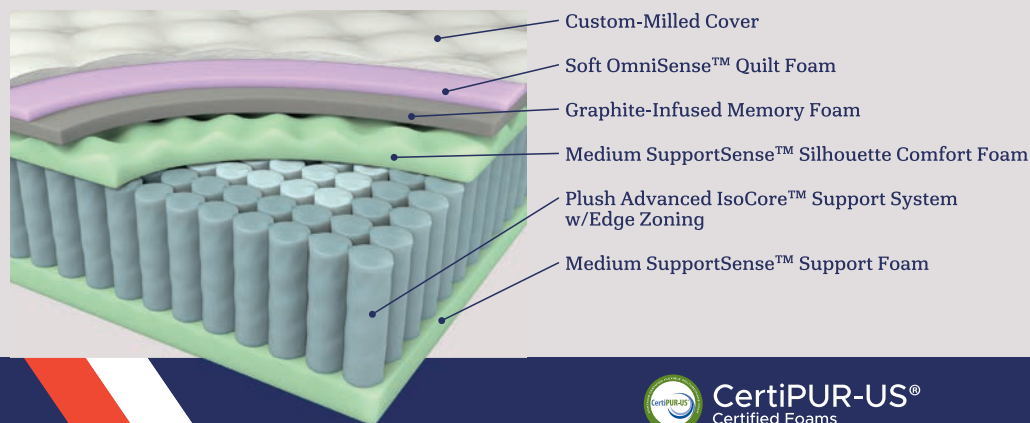
COMFORT FEEL:

- PLUSH

IDEAL FOR:

- SIDE & STOMACH SLEEPERS

ADJUSTABLE
BASE COMPATIBLE




CertiPUR-US®
Certified Foams

americanbedding.co



Cover Option:



AL83513

13" PocketedCoil Extra Firm

Hand-Crafted in America

Engineered for a firm feel, balanced with ergonomic support. Perfect for those desiring cushioned comfort and a firm, supportive sleep surface.

Custom-Milled Fabrics and Quality Covers

- Custom-milled fabrics chosen for durability and comfort
- Dual quilted layers create cradling comfort, added pressure relief, and improved durability

SupportSense™ Foam

- Delivers a comfortable sleep surface with firm support
- Long-lasting and resistant to body impressions

Graphite-Infused Memory Foam

- Cool sleep surface and consistent comfort
- All the comfort and contouring you expect from memory foam with the added thermal conductivity of Graphite

American Bedding™
LUXURY COLLECTION EST. 1939

SupportSense™ Silhouette Foam


- Delivers a comfortable supportive sleep surface all-night with firm support
- Rolling peaks & valleys contour to the body—for pressure relief, improved spinal alignment and breathability for perfect temperature
- Works with other mattress layers to distribute weight more evenly as you move, reducing partner disturbance

Advanced IsoCore™ Support System with Edge Zoning

- Unique design ergonomically supports the body and reduces partner disturbance with zoned edge support for better stability and consistency
- Open design ensures airflow, breathability and efficient heat transfer

Always CertiPUR-US® Certified Foams

- Certified foams made without harmful chemicals



Non-Prorated Warranty



PROFILE:

- 13 INCH PROFILE

COMFORT FEEL:

- EXTRA FIRM

IDEAL FOR:

- SIDE & BACK SLEEPERS

**ADJUSTABLE
BASE COMPATIBLE**



CertiPUR-US®
Certified Foams

americanbedding.co














			SUPPORT SYSTEM					
	MATTRESS	PROFILE	FEEL	Advanced IsoCore™ Support System w/ Edge Zoning	Infinity Coil Support Core w/ Edge Support	MicroCoils	Graphite-Infused Memory Foam	Omni Silhou
	AL76515	15"	Ultra Plush Euro Top	✓		✓	✓	
	AL46515	15"	Plush	✓		✓	✓	
	AL16515	15"	Firm	✓		✓	✓	
	EYQA3CD	14"	Plush		✓			
	EHQAZTD	14"	Firm		✓			
	UJQA9LDL	14"	Plush Pillow Top		✓			
	GYQA3CAK	14"	Plush		✓			
	GHQAZTIJ	14"	Firm		✓			
	AL53313	13"	Ultra Plush Pillow Top	✓				
	AL43513	13"	Plush	✓			✓	
	AL83513	13"	Extra Plush	✓			✓	

SON CHART


Bedding Luxury

FOAM TECH

Sense™ Silhouette Foam	SupportSense™ Silhouette Foam	OmniSense™ Foam	SupportSense™ Foam	EssentialGel™ Foam	CloudComfort™ Foam	Natural Cotton Fire Barrier	CORE
✓		✓	✓				
	✓	✓	✓				
	✓		✓				
✓			✓	✓	✓		
	✓		✓	✓		✓	
	✓		✓	✓	✓	✓	
	✓		✓	✓	✓		
	✓		✓	✓		✓	
✓		✓	✓				
	✓	✓	✓				
	✓		✓				



Cover Option:



AH70512

12" Hybrid Plush Pillow Top

Hand-Crafted in America

Designed to deliver an immediate plush, soft feel. Featuring comforting softness combined with ergonomic support for your best night's sleep.

Custom-Milled Fabrics and Quality Covers

- Custom-milled fabrics chosen for durability and comfort
- Dual quilted layers create cradling comfort, added pressure relief, and improved durability

CloudComfort™ Layer

- Breathable, soft cloud like comfort layer provides cradling support

EssentialGel™ Foam

- Responsive feel and pressure-relieving comfort

OmniSense™ Foam

- Fast response for immediate comfort and relaxation
- Long-lasting and resistant to body impressions

American Bedding™
HYBRID COLLECTION
EST. 1939

OmniSense™ Silhouette Foam

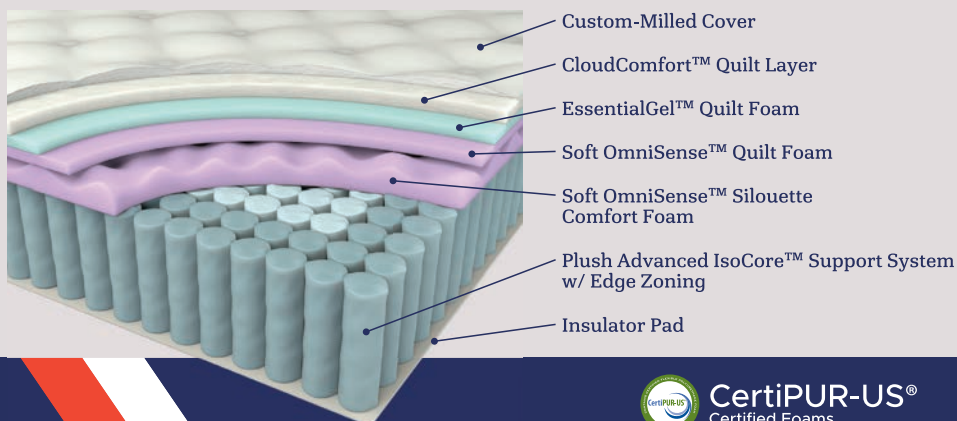
- Fast response for immediate comfort and relaxation
- Long-lasting and resistant to body impressions
- Rolling peaks & valleys contour to the body—for pressure relief, improved spinal alignment and breathability for perfect temperature
- Works with other mattress layers to distribute weight more evenly as you move, reducing partner disturbance

Advanced IsoCore™ Support System with Edge Zoning

- Unique design ergonomically supports the body and reduces partner disturbance with zoned edge support for better stability and consistency
- Open design ensures airflow, breathability and efficient heat transfer

Always CertiPUR-US® Certified Foams

- Certified foams made without harmful chemicals



Non-Prorated Warranty



PROFILE:

- 12 INCH PROFILE

COMFORT FEEL:

- PLUSH / PILLOW TOP

IDEAL FOR:

- SIDE & STOMACH SLEEPERS

ADJUSTABLE
BASE COMPATIBLE

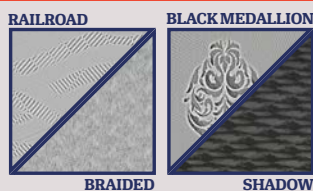


CertiPUR-US®
Certified Foams

americanbedding.co



Cover Option:



AH40512

12" Hybrid Plush

Hand-Crafted in America

Designed to deliver an immediate plush, soft feel. Featuring comforting softness combined with ergonomic support for your best night's sleep.

Custom-Milled Fabrics and Quality Covers

- Custom-milled fabrics chosen for durability and comfort
- Dual quilted layers create cradling comfort, added pressure relief, and improved durability

CloudComfort™ Layer

- Breathable, soft cloud like comfort layer provides cradling support

EssentialGel™ Foam

- Responsive feel and pressure-relieving comfort

OmniSense™ Foam

- Fast response for immediate comfort and relaxation
- Long-lasting and resistant to body impressions

American Bedding™
EST. 1939
HYBRID COLLECTION

OmniSense™ Silhouette Foam

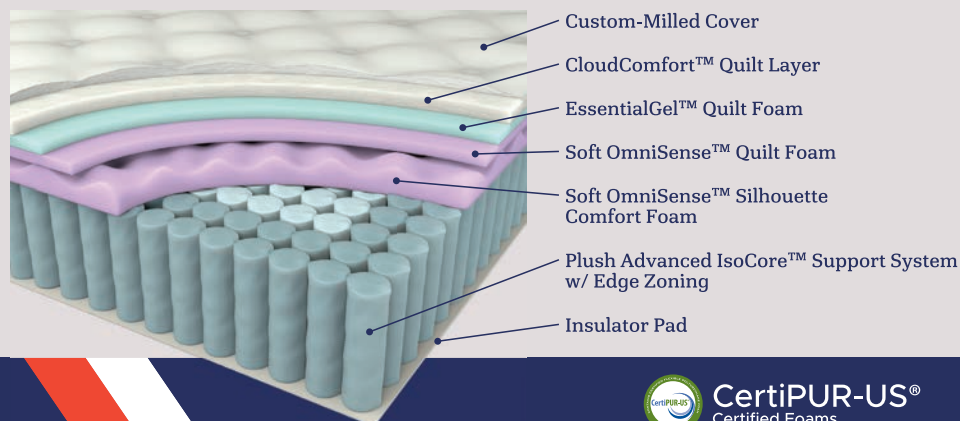
- Fast response for immediate comfort and relaxation
- Long-lasting and resistant to body impressions
- Rolling peaks & valleys contour to the body—for pressure relief, improved spinal alignment and breathability for perfect temperature
- Works with other mattress layers to distribute weight more evenly as you move, reducing partner disturbance

Advanced IsoCore™ Support System with Edge Zoning

- Unique design ergonomically supports the body and reduces partner disturbance with zoned edge support for better stability and consistency
- Open design ensures airflow, breathability and efficient heat transfer

Always CertiPUR-US® Certified Foams

- Certified foams made without harmful chemicals



Non-Prorated Warranty



PROFILE:

- 12 INCH PROFILE

COMFORT FEEL:

- PLUSH

IDEAL FOR:

- SIDE & STOMACH SLEEPERS

ADJUSTABLE
BASE COMPATIBLE




CertiPUR-US®
Certified Foams

americanbedding.co



Cover Option:



AH10512 12" Hybrid Firm Hand-Crafted in America

American Bedding™
HYBRID COLLECTION EST. 1939

Engineered for a firm feel, balanced with ergonomic support. Perfect for those desiring cushioned comfort and a firm, supportive sleep surface.

Custom-Milled Fabrics and Quality Covers

- Custom-milled fabrics chosen for durability and comfort
- Dual quilted layers create cradling comfort, added pressure relief, and improved durability

CloudComfort™ Layer

- Breathable, soft cloud like comfort layer provides cradling support

EssentialGel™ Foam

- Responsive feel and pressure-relieving comfort

SupportSense™ Foam

- Delivers a comfortable sleep surface with firm support
- Long-lasting and resistant to body impressions

SupportSense™ Silhouette Foam

- Delivers a comfortable supportive sleep surface all-night with firm support
- Rolling peaks & valleys contour to the body—for pressure relief, improved spinal alignment and breathability for perfect temperature
- Works with other mattress layers to distribute weight more evenly as you move, reducing partner disturbance

Advanced IsoCore™ Support System with Edge Zoning

- Unique design ergonomically supports the body and reduces partner disturbance with zoned edge support for better stability and consistency
- Open design ensures airflow, breathability and efficient heat transfer

Always CertiPUR-US® Certified Foams

- Certified foams made without harmful chemicals

Non-Prorated Warranty



PROFILE:

- 12 INCH PROFILE

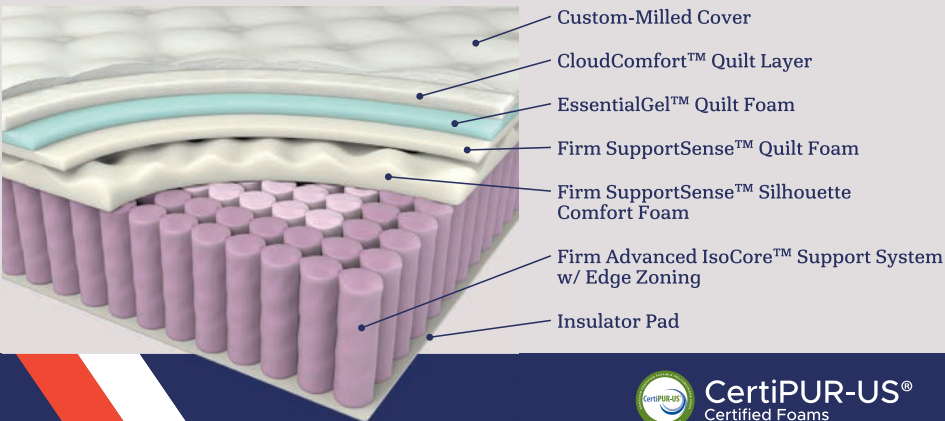
COMFORT FEEL:

- FIRM

IDEAL FOR:

- SIDE & BACK SLEEPERS

ADJUSTABLE
BASE COMPATIBLE

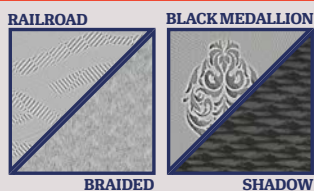


CertiPUR-US®
Certified Foams

americanbedding.co



Cover Option:



GXQA6E

10" Hybrid Medium

Hand-Crafted in America

American Bedding™
HYBRID COLLECTION EST. 1939

Built to deliver the best of both worlds — an initial cushioned feel balanced with correct ergonomic support. Enjoy great sleep and comfort on this balanced bed.

Custom-Milled Fabrics and Quality Covers

- Custom-milled fabrics chosen for durability and comfort
- Dual quilted layers create cradling comfort, added pressure relief, and improved durability

CloudComfort™ Layer

- Breathable, soft cloud like comfort layer provides cradling support

EssentialGel™ Foam

- Responsive feel and pressure-relieving comfort

OmniSense™ Silhouette Foam

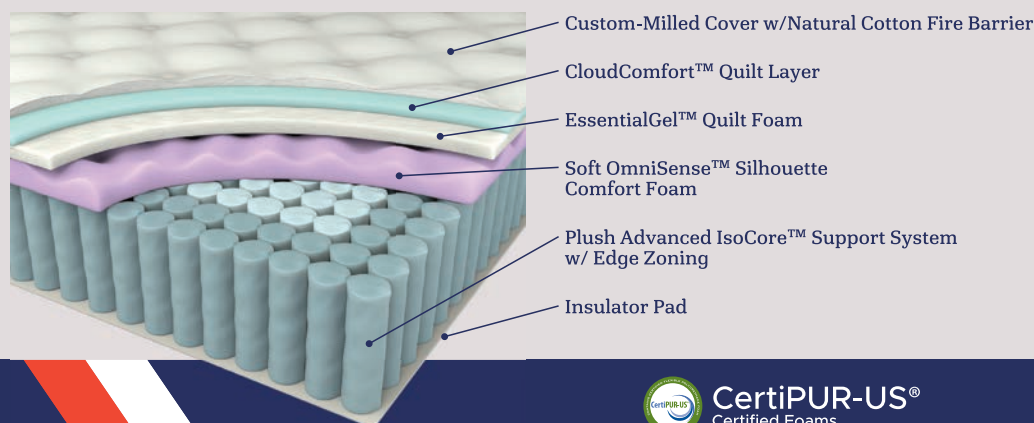
- Fast response for immediate comfort and relaxation
- Long-lasting and resistant to body impressions
- Rolling peaks & valleys contour to the body—for pressure relief, improved spinal alignment and breathability for perfect temperature
- Works with other mattress layers to distribute weight more evenly as you move, reducing partner disturbance

Advanced IsoCore™ Support System with Edge Zoning

- Unique design ergonomically supports the body and reduces partner disturbance with zoned edge support for better stability and consistency
- Open design ensures airflow, breathability and efficient heat transfer

Always CertiPUR-US® Certified Foams

- Certified foams made without harmful chemicals



Non-Prorated Warranty



PROFILE:

- 10 INCH PROFILE

COMFORT FEEL:

- MEDIUM

IDEAL FOR:


- SIDE, BACK & STOMACH SLEEPERS

ADJUSTABLE
BASE COMPATIBLE





Cover Option:



AH70510

10" Hybrid Extra Plush Euro Top

Hand-Crafted in America

American Bedding™
HYBRID COLLECTION EST. 1939

Designed to deliver an immediate plush, soft feel.
Featuring comforting softness combined with
ergonomic support for your best night's sleep.

Custom-Milled Fabrics and Quality Covers

- Custom-milled fabrics chosen for durability and comfort
- Dual quilted layers create cradling comfort, added pressure relief, and improved durability

CloudComfort™ Layer

- Breathable, soft cloud like comfort layer provides cradling support

EssentialGel™ Foam

- Responsive feel and pressure-relieving comfort

OmniSense™ Foam

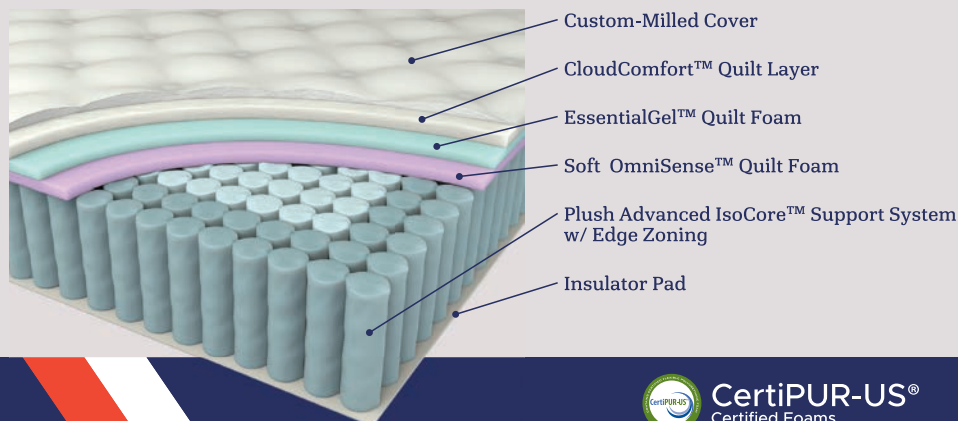
- Fast response for immediate comfort and relaxation
- Long-lasting and resistant to body impressions

Advanced IsoCore™ Support System with Edge Zoning

- Unique design ergonomically supports the body and reduces partner disturbance with zoned edge support for better stability and consistency
- Open design ensures airflow, breathability and efficient heat transfer

Always CertiPUR-US® Certified Foams

- Certified foams made without harmful chemicals



Non-Prorated Warranty



PROFILE:

- 10 INCH PROFILE

COMFORT FEEL:

- EXTRA PLUSH / EURO TOP

IDEAL FOR:

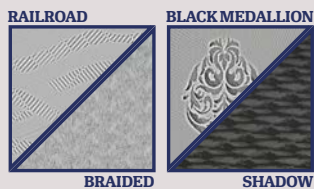
- SIDE & STOMACH SLEEPERS

ADJUSTABLE
BASE COMPATIBLE





Cover Option:



AH40510

10" Hybrid Plush

Hand-Crafted in America

American Bedding™
HYBRID COLLECTION EST. 1939

Designed to deliver an immediate plush, soft feel.
Featuring comforting softness combined with ergonomic support for your best night's sleep.

Custom-Milled Fabrics and Quality Covers

- Custom-milled fabrics chosen for durability and comfort
- Dual quilted layers create cradling comfort, added pressure relief, and improved durability

CloudComfort™ Layer

- Breathable, soft cloud like comfort layer provides cradling support

EssentialGel™ Foam

- Responsive feel and pressure-relieving comfort

OmniSense™ Foam

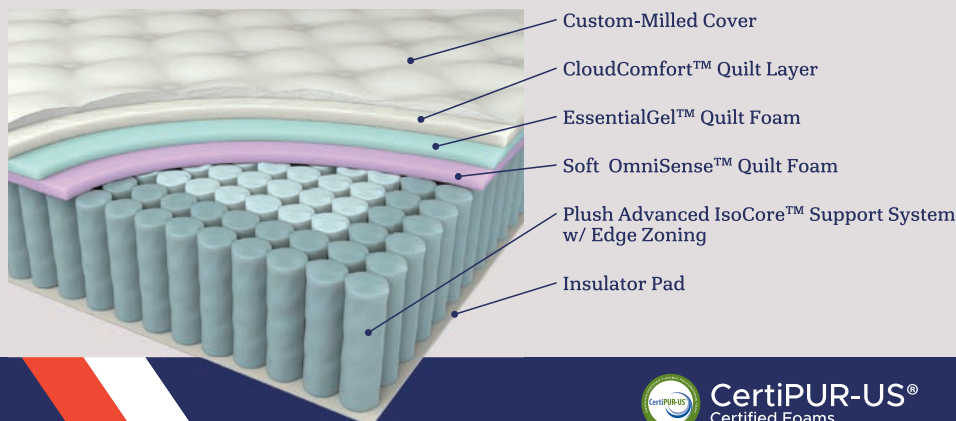
- Fast response for immediate comfort and relaxation
- Long-lasting and resistant to body impressions

Advanced IsoCore™ Support System with Edge Zoning

- Unique design ergonomically supports the body and reduces partner disturbance with zoned edge support for better stability and consistency
- Open design ensures airflow, breathability and efficient heat transfer

Always CertiPUR-US® Certified Foams

- Certified foams made without harmful chemicals



Non-Prorated Warranty



PROFILE:

- 10 INCH PROFILE

COMFORT FEEL:

- PLUSH

IDEAL FOR:


- SIDE & STOMACH SLEEPERS

ADJUSTABLE
BASE COMPATIBLE





Cover Option:



AH10510

10" Hybrid Firm

Hand-Crafted in America

Engineered for a firm feel, balanced with ergonomic support. Perfect for those desiring cushioned comfort and a firm, supportive sleep surface.

Custom-Milled Fabrics and Quality Covers

- Custom-milled fabrics chosen for durability and comfort
- Dual quilted layers create cradling comfort, added pressure relief, and improved durability

CloudComfort™ Layer

- Breathable, soft cloud like comfort layer provides cradling support

EssentialGel™ Foam

- Responsive feel and pressure-relieving comfort

SupportSense™ Foam

- Delivers a comfortable sleep surface with firm support
- Long-lasting and resistant to body impressions

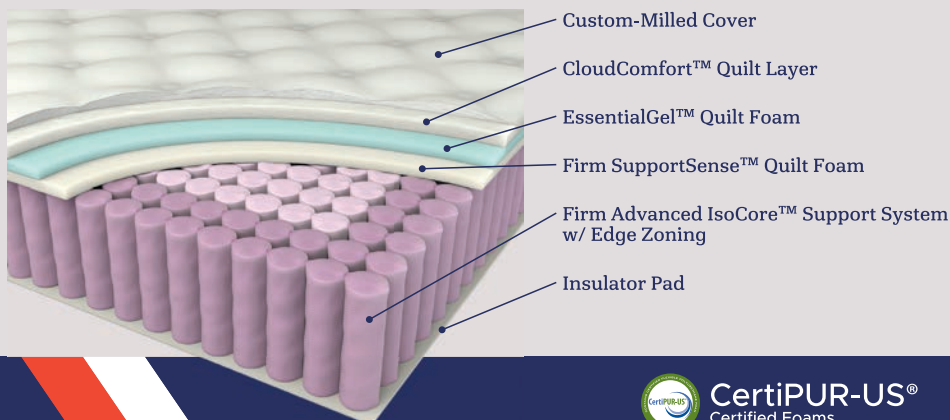
American Bedding™
HYBRID COLLECTION EST. 1939

Advanced IsoCore™ Support System with Edge Zoning

- Unique design ergonomically supports the body and reduces partner disturbance with zoned edge support for better stability and consistency
- Open design ensures airflow, breathability and efficient heat transfer

Always CertiPUR-US® Certified Foams

- Certified foams made without harmful chemicals



Non-Prorated Warranty



PROFILE:

- 10 INCH PROFILE

COMFORT FEEL:

- FIRM

IDEAL FOR:

- SIDE & BACK SLEEPERS

ADJUSTABLE
BASE COMPATIBLE














COMPARIS








American

	MATTRESS	PROFILE	FEEL	SUPPORT SYSTEM		
				Advanced IsoCore™ Support System w/ Edge Zoning	OmniSense™ Silhouette Foam	SupportSense™ Silhouette Foam
	AH70512	12"	Plush Euro Top	✓	✓	
	AH40512	12"	Plush	✓	✓	
	AH10512	12"	Firm	✓		✓
	GXQA6E	10"	Medium	✓		✓
	AH70510	10"	Ultra Plush Euro Top	✓		
	AH40510	10"	Plush	✓		
	AH10510	10"	Firm	✓		

SON CHART

Bedding Hybrid

FOAM TECH

OmniSense™ Foam	SupportSense™ Foam	EssentialGel™ Foam	CloudComfort™ Foam	Natural Cotton Fire Barrier	CORE
✓		✓	✓		
✓		✓	✓		
	✓	✓	✓		
	✓		✓	✓	
✓		✓	✓		
✓		✓	✓		
	✓	✓	✓		



Cover Option:



AM32412

12" Memory Foam Medium-Firm

Hand-Crafted in America

American Bedding™
MEMORY FOAM COLLECTION EST. 1939

Built to deliver the best of both worlds — an initial cushioned feel balanced with correct ergonomic support. Enjoy great sleep and comfort on this balanced bed.

Custom-Milled Fabrics and Quality Covers

- Custom-milled fabrics chosen for durability and comfort
- Dual quilted layers create cradling comfort, added pressure relief, and improved durability

CoolingGel™ Memory Foam

- Gel-Infused Memory Foam keeps you cool so you sleep better
- Self-contouring support and comfort

High-Resilience Silhouette Foam

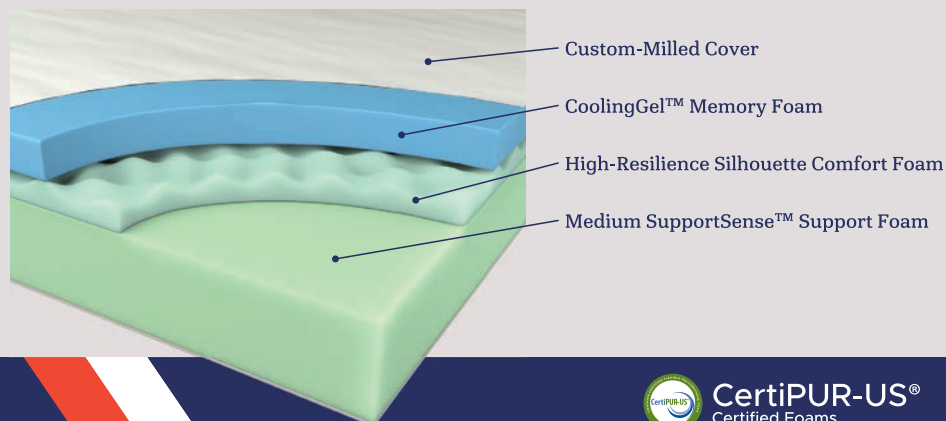
- Fast response for immediate comfort and relaxation
- Highly durable foam keeps its shape and performs longer than any other type of foam, highly resistant to body impressions
- Rolling peaks & valleys contour to the body—for pressure relief, improved spinal alignment and breathability for perfect temperature
- Works with other mattress layers to distribute weight more evenly as you move, reducing partner disturbance

SupportSense™ Foam

- Delivers a comfortable sleep surface with firm support
- Long-lasting and resistant to body impressions

Always CertiPUR-US® Certified Foams

- Certified foams made without harmful chemicals



Non-Prorated Warranty



PROFILE:

- 12 INCH PROFILE

COMFORT FEEL:

- MEDIUM-FIRM

IDEAL FOR:

- SIDE. & BACK SLEEPERS

ADJUSTABLE
BASE COMPATIBLE





Cover Option:



AM32410

10" Memory Foam Medium

Hand-Crafted in America

Built to deliver the best of both worlds — an initial cushioned feel balanced with correct ergonomic support. Enjoy great sleep and comfort on this balanced bed.

Custom-Milled Fabrics and Quality Covers

- Custom-milled fabrics chosen for durability and comfort
- Dual quilted layers create cradling comfort, added pressure relief, and improved durability

CoolingGel™ Memory Foam

- Gel-Infused Memory Foam keeps you cool so you sleep better
- Self-contouring support and comfort

High-Resilience Silhouette Foam

- Fast response for immediate comfort and relaxation
- Highly durable foam keeps its shape and performs longer than any other type of foam, highly resistant to body impressions
- Rolling peaks & valleys contour to the body—for pressure relief, improved spinal alignment and breathability for perfect temperature
- Works with other mattress layers to distribute weight more evenly as you move, reducing partner disturbance

SupportSense™ Foam

- Delivers a comfortable sleep surface with firm support
- Long-lasting and resistant to body impressions

Always CertiPUR-US® Certified Foams

- Certified foams made without harmful chemicals

Non-Prorated Warranty



PROFILE:

- 10 INCH PROFILE


COMFORT FEEL:

- MEDIUM

IDEAL FOR:

- SIDE, BACK & STOMACH SLEEPERS



ADJUSTABLE
BASE COMPATIBLE





COMPARIS

American Bed



	MATTRESS	PROFILE	FEEL	SUPPORT SYSTEM
				Medium-Firm SupportSense Support Foam
	AM32412	12"	Medium-Firm	✓
	AH40512	12"	Plush	✓

SON CHART

lding Memory Foam

EM

FOAM TECH

TM	CoolingGel™ Memory Foam	High-Resilience Silhouette Foam	SupportSense™ Foam	CORE
	✓	✓	✓	
	✓			



34512CUAB

12" Hybrid Copper Medium

Hand-Crafted in America

Built to deliver the best of both worlds – a medium feel balanced with ergonomic support. Enjoy a healthy and comfortable sleep on this balanced hybrid bed.

Custom-Milled Fabrics and Quality Covers

- Custom-milled fabrics chosen for durability and comfort
- Dual quilted layers create cradling comfort, added pressure relief, and improved durability

SupportSense™ Foam

- Delivers a comfortable sleep surface with firm support
- Long-lasting and resistant to body impressions

OmniSense™ Foam

- Fast response for immediate comfort and relaxation
- Long-lasting and resistant to body impressions

American Bedding™
COPPER COLLECTION EST. 1939



Copper Infused Performance Foam

- Prevents the growth of bacteria, fungus, mold, and other allergens in your mattress, so you'll breathe easier and wake feeling rested and refreshed
- Odor-resistant for a cleaner and fresher mattress night after night
- Absorbs and regulates body heat build-up in your mattress and to provide temperature control for a more comfortable deeper night's sleep
- Delivers dynamic supportive comfort for all sleeping positions

Advanced IsoCore™ Support System with Edge Zoning

- Unique design ergonomically supports the body and reduces partner disturbance with zoned edge support for better stability and consistency
- Open design ensures airflow, breathability and efficient heat transfer

Always CertiPUR-US® Certified Foams

- Certified foams made without harmful chemicals

Non-Prorated Warranty



PROFILE:

- 12 INCH PROFILE

COMFORT FEEL:

- MEDIUM

IDEAL FOR:

- SIDE, BACK & STOMACH SLEEPERS

ADJUSTABLE
BASE COMPATIBLE



CertiPUR-US®
Certified Foams

americanbedding.co



34412CUAB

12" Foam Copper Medium

Hand-Crafted in America

American Bedding™
COPPER COLLECTION EST. 1939

Built to deliver contouring supportive comfort – a medium soft feel balanced with pressure-relieving ergonomic support. Enjoy body contouring supportive comfort on this all foam bed.

Custom-Milled Fabrics and Quality Covers

- Custom-milled fabrics chosen for durability and comfort
- Dual quilted layers create cradling comfort, added pressure relief, and improved durability

Copper Infused Performance Foam

- Prevents the growth of bacteria, fungus, mold, and other allergens in your mattress, so you'll breathe easier and wake feeling rested and refreshed
- Odor-resistant for a cleaner and fresher mattress night after night
- Absorbs and regulates body heat build-up in your mattress and to provide temperature control for a more comfortable deeper night's sleep
- Delivers dynamic supportive comfort for all sleeping positions

CoolingGel™ Memory Foam

- Gel-Infused Memory Foam keeps you cool so you sleep better
- Self-contouring support and comfort

SupportSense™ Foam

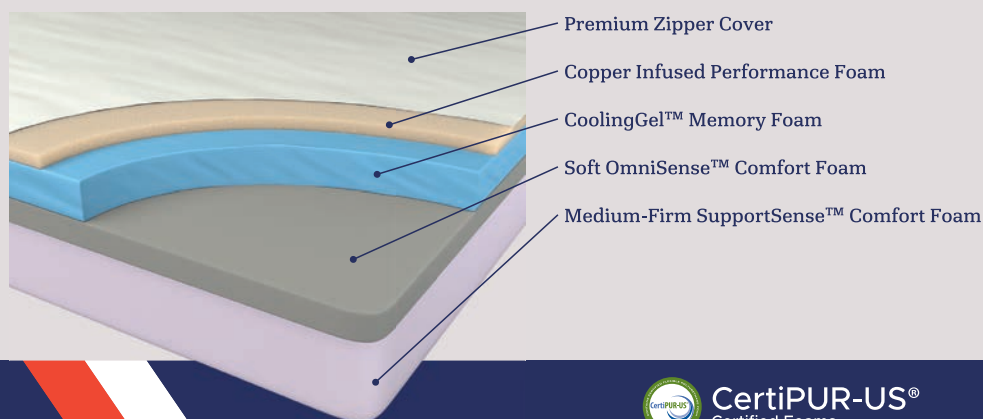
- Delivers a comfortable sleep surface with firm support
- Long-lasting and resistant to body impressions

OmniSense™ Foam

- Fast response for immediate comfort and relaxation
- Long-lasting and resistant to body impressions

Always CertiPUR-US® Certified Foams

- Certified foams made without harmful chemicals



Non-Prorated Warranty



PROFILE:

- 12 INCH PROFILE

COMFORT FEEL:

- MEDIUM

IDEAL FOR:

- SIDE, BACK & STOMACH SLEEPERS

**ADJUSTABLE
BASE COMPATIBLE**





Cover Option:

PEARTREE



SULLIVAN

***LIFESTYLE IMAGE COMING SOON**

54512CVAB

12" Hybrid Plush Pillow Top

Hand-Crafted in America

Engineered for a firm feel, balanced with ergonomic support. Perfect for those desiring cushioned comfort and a firm, supportive sleep surface.

Custom-Milled Fabrics and Quality Covers

- Custom-milled fabrics chosen for durability and comfort
- Dual quilted layers create cradling comfort, added pressure relief, and improved durability

CloudComfort™ Layer

- Breathable, soft cloud like comfort layer provides cradling support

OmniSense™ Foam

- Fast response for immediate comfort and relaxation
- Long-lasting and resistant to body impressions

OmniSense™ Silhouette Foam

- Fast response for immediate comfort and relaxation
- Long-lasting and resistant to body impressions
- Rolling peaks & valleys contour to the body—for pressure relief, improved spinal alignment and breathability for perfect temperature
- Works with other mattress layers to distribute weight more evenly as you move, reducing partner disturbance

American Bedding™
EST. 1939
COPPER COLLECTION



Copper Infused Performance Foam

- Prevents the growth of bacteria, fungus, mold, and other allergens in your mattress, so you'll breathe easier and wake feeling rested and refreshed
- Odor-resistant for a cleaner and fresher mattress night after night
- Absorbs and regulates body heat build-up in your mattress and to provide temperature control for a more comfortable deeper night's sleep
- Delivers dynamic supportive comfort for all sleeping positions

Advanced IsoCore™ Support System with Edge Zoning

- Unique design ergonomically supports the body and reduces partner disturbance with zoned edge support for better stability and consistency
- Open design ensures airflow, breathability and efficient heat transfer

Always CertiPUR-US® Certified Foams

- Certified foams made without harmful chemicals

Non-Prorated Warranty



PROFILE:

- 12 INCH PROFILE

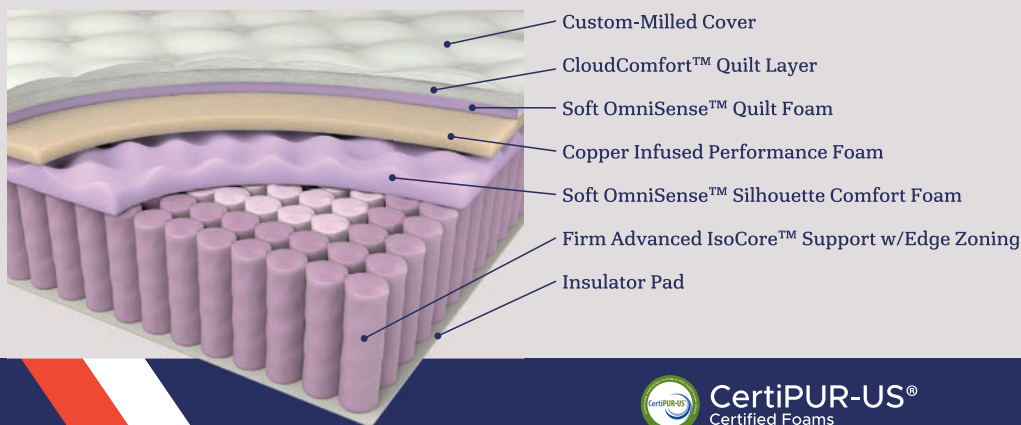
COMFORT FEEL:

- PLUSH / PILLOW TOP

IDEAL FOR:

- SIDE & STOMACH SLEEPERS

**ADJUSTABLE
BASE COMPATIBLE**



CertiPUR-US®
Certified Foams

americanbedding.co



Cover Option:



***LIFESTYLE IMAGE COMING SOON**

44512CVAB

12" Hybrid Copper Plush

Hand-Crafted in America

American Bedding™
COPPER COLLECTION EST. 1939

Engineered for a firm feel, balanced with ergonomic support. Perfect for those desiring cushioned comfort and a firm, supportive sleep surface.

Custom-Milled Fabrics and Quality Covers

- Custom-milled fabrics chosen for durability and comfort
- Dual quilted layers create cradling comfort, added pressure relief, and improved durability

CloudComfort™ Layer

- Breathable, soft cloud like comfort layer provides cradling support

OmniSense™ Foam

- Fast response for immediate comfort and relaxation
- Long-lasting and resistant to body impressions

OmniSense™ Silhouette Foam

- Fast response for immediate comfort and relaxation
- Long-lasting and resistant to body impressions
- Rolling peaks & valleys contour to the body—for pressure relief, improved spinal alignment and breathability for perfect temperature
- Works with other mattress layers to distribute weight more evenly as you move, reducing partner disturbance



Copper Infused Performance Foam

- Prevents the growth of bacteria, fungus, mold, and other allergens in your mattress, so you'll breathe easier and wake feeling rested and refreshed
- Odor-resistant for a cleaner and fresher mattress night after night
- Absorbs and regulates body heat build-up in your mattress and to provide temperature control for a more comfortable deeper night's sleep
- Delivers dynamic supportive comfort for all sleeping positions

Advanced IsoCore™ Support System with Edge Zoning

- Unique design ergonomically supports the body and reduces partner disturbance with zoned edge support for better stability and consistency
- Open design ensures airflow, breathability and efficient heat transfer

Always CertiPUR-US® Certified Foams

- Certified foams made without harmful chemicals

Non-Prorated Warranty



PROFILE:

- 12 INCH PROFILE

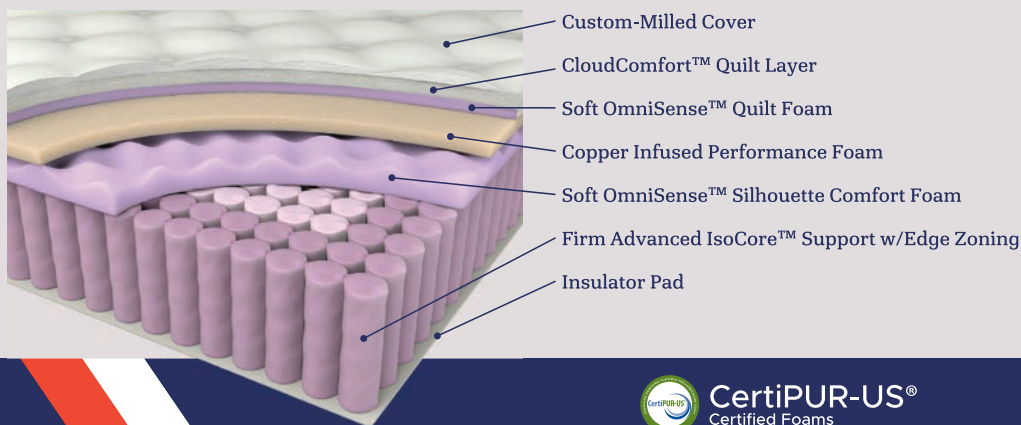
COMFORT FEEL:

- PLUSH

IDEAL FOR:

- SIDE & STOMACH SLEEPERS

**ADJUSTABLE
BASE COMPATIBLE**



CertiPUR-US®
Certified Foams

americanbedding.co



Cover Option:

PEARTREE



SULLIVAN

14512CVAB

12" Hybrid Copper Firm

Hand-Crafted in America

Engineered for a firm feel, balanced with ergonomic support. Perfect for those desiring cushioned comfort and a firm, supportive sleep surface.

Custom-Milled Fabrics and Quality Covers

- Custom-milled fabrics chosen for durability and comfort
- Dual quilted layers create cradling comfort, added pressure relief, and improved durability

CloudComfort™ Layer


- Breathable, soft cloud like comfort layer provides cradling support

SupportSense™ Foam

- Delivers a comfortable sleep surface with firm support
- Long-lasting and resistant to body impressions

SupportSense™ Silhouette Foam

- Delivers a comfortable supportive sleep surface all-night with firm support
- Rolling peaks & valleys contour to the body—for pressure relief, improved spinal alignment and breathability for perfect temperature
- Works with other mattress layers to distribute weight more evenly as you move, reducing partner disturbance



***LIFESTYLE IMAGE COMING SOON**

American Bedding™
EST. 1939
COPPER COLLECTION



Copper Infused Performance Foam

- Prevents the growth of bacteria, fungus, mold, and other allergens in your mattress, so you'll breathe easier and wake feeling rested and refreshed
- Odor-resistant for a cleaner and fresher mattress night after night
- Absorbs and regulates body heat build-up in your mattress and to provide temperature control for a more comfortable deeper night's sleep
- Delivers dynamic supportive comfort for all sleeping positions

Advanced IsoCore™ Support System with Edge Zoning

- Unique design ergonomically supports the body and reduces partner disturbance with zoned edge support for better stability and consistency
- Open design ensures airflow, breathability and efficient heat transfer

Always CertiPUR-US® Certified Foams

- Certified foams made without harmful chemicals

Non-Prorated Warranty



PROFILE:

- 12 INCH PROFILE

COMFORT FEEL:

- FIRM

IDEAL FOR:

- SIDE & BACK SLEEPERS

**ADJUSTABLE
BASE COMPATIBLE**



CertiPUR-US®
Certified Foams

americanbedding.co








COPPER Infused





COMPARIS

American

	MATTRESS	PROFILE	FEEL	SUPPORT SYSTEM			
				Advanced IsoCore™ Support System w/ Edge Zoning	Medium-Firm SupportSense™ Support Foam	Copper-Infused Performance Foam	CoolingGel Memory F
	34512CUAB	12"	Medium Soft	✓		✓	
	34412CUAB	12"	Medium Soft		✓	✓	✓
	54512CVAB	12"	Plush Pillow Top	✓		✓	
	44512CVAB	12"	Plush	✓		✓	
	14512CVAB	12"	Firm	✓		✓	✓

SON CHART

Bedding Copper

✓ FOAM TECH							CORE 
TM oam	OmniSense™ Silhouette Foam	SupportSense™ Silhouette Foam	OmniSense™ Foam	SupportSense™ Foam	EssentialGel™ Foam	CloudComfort™ Foam	
			✓	✓			
			✓				
	✓		✓			✓	
	✓		✓			✓	
				✓		✓	



Cover Option:



JMEV4BZJ

14" OpenCoil Cushion Firm Euro Top

Hand-Crafted in America

Engineered for a firm feel, balanced with ergonomic support. Perfect for those desiring cushioned comfort and a firm, supportive sleep surface.

Custom-Milled Fabrics and Quality Covers

- Custom-milled fabrics chosen for durability and comfort
- Dual quilted layers create cradling comfort, added pressure relief, and improved durability

EssentialGel™ Foam

- Responsive feel and pressure-relieving comfort

SupportSense™ Foam

- Delivers a comfortable sleep surface with firm support
- Long-lasting and resistant to body impressions

American Bedding™
EST. 1939
SPRING COLLECTION

SupportSense™ Silhouette Foam

- Delivers a comfortable supportive sleep surface all-night with firm support
- Rolling peaks & valleys contour to the body—for pressure relief, improved spinal alignment and breathability for perfect temperature
- Works with other mattress layers to distribute weight more evenly as you move, reducing partner disturbance

SpringEase™ Support System

- Open design of coils and Foam Encasement allows for increased airflow and breathability to ensure temperature regulation
- Consistent support across entire sleep surface

Always CertiPUR-US® Certified Foams

- Certified foams made without harmful chemicals



Non-Prorated Warranty



PROFILE:

- 14 INCH PROFILE

COMFORT FEEL:

- CUSHION FIRM / EURO TOP

IDEAL FOR:

- SIDE & BACK SLEEPERS

ADJUSTABLE
BASE COMPATIBLE



CertiPUR-US®
Certified Foams

americanbedding.co



Cover Option:



IZEV4CFA

14" OpenCoil Push Pillow Top

Hand-Crafted in America

American Bedding™
EST. 1939
SPRING COLLECTION

Designed to deliver an immediate plush, soft feel. Featuring comforting softness combined with ergonomic support for your best night's sleep.

Custom-Milled Fabrics and Quality Covers

- Custom-milled fabrics chosen for durability and comfort
- Dual quilted layers create cradling comfort, added pressure relief, and improved durability

EssentialGel™ Foam

- Responsive feel and pressure-relieving comfort

SupportSense™ Foam

- Delivers a comfortable sleep surface with firm support
- Long-lasting and resistant to body impressions

OmniSense™ Foam

- Fast response for immediate comfort and relaxation
- Long-lasting and resistant to body impressions

OmniSense™ Silhouette Foam

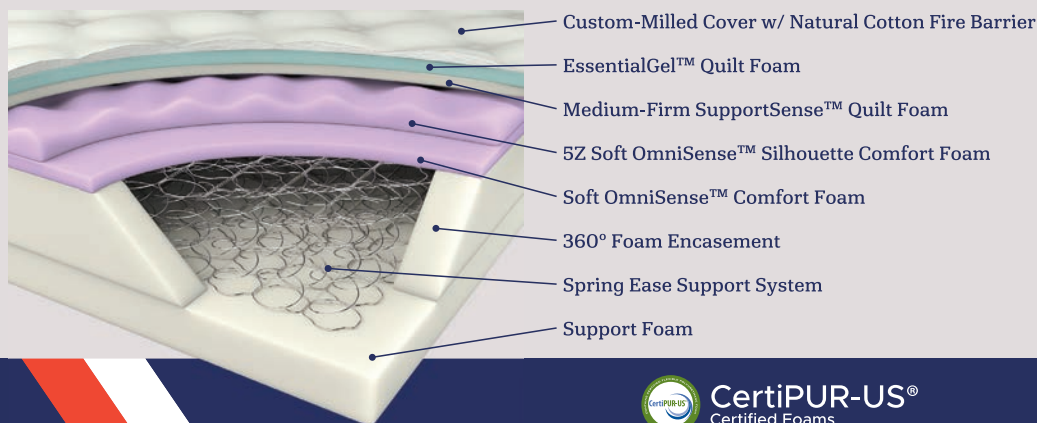
- Fast response for immediate comfort and relaxation
- Long-lasting and resistant to body impressions
- Rolling peaks & valleys contour to the body—for pressure relief, improved spinal alignment and breathability for perfect temperature
- Works with other mattress layers to distribute weight more evenly as you move, reducing partner disturbance

SpringEase™ Support System

- Open design of coils and Foam Encasement allows for increased airflow and breathability to ensure temperature regulation
- Consistent support across entire sleep surface

Always CertiPUR-US® Certified Foams

- Certified foams made without harmful chemicals



Non-Prorated Warranty



PROFILE:

- 14 INCH PROFILE

COMFORT FEEL:

- PLUSH / PILLOW TOP

IDEAL FOR:

- SIDE & STOMACH SLEEPERS

ADJUSTABLE
BASE COMPATIBLE





Cover Option:



GMEV4BPA

14" OpenCoil Plush

Hand-Crafted in America

Designed to deliver an immediate plush, soft feel. Featuring comforting softness combined with ergonomic support for your best night's sleep.

Custom-Milled Fabrics and Quality Covers

- Custom-milled fabrics chosen for durability and comfort
- Dual quilted layers create cradling comfort, added pressure relief, and improved durability

EssentialGel™ Foam

- Responsive feel and pressure-relieving comfort

SupportSense™ Foam

- Delivers a comfortable sleep surface with firm support
- Long-lasting and resistant to body impressions

OmniSense™ Foam

- Fast response for immediate comfort and relaxation
- Long-lasting and resistant to body impressions

American Bedding™
EST. 1939
SPRING COLLECTION

OmniSense™ Silhouette Foam

- Fast response for immediate comfort and relaxation
- Long-lasting and resistant to body impressions
- Rolling peaks & valleys contour to the body—for pressure relief, improved spinal alignment and breathability for perfect temperature
- Works with other mattress layers to distribute weight more evenly as you move, reducing partner disturbance

SpringEase™ Support System

- Open design of coils and Foam Encasement allows for increased airflow and breathability to ensure temperature regulation
- Consistent support across entire sleep surface

Always CertiPUR-US® Certified Foams

- Certified foams made without harmful chemicals



Non-Prorated Warranty



PROFILE:

- 14 INCH PROFILE

COMFORT FEEL:

- PLUSH

IDEAL FOR:

- SIDE & STOMACH SLEEPERS

ADJUSTABLE
BASE COMPATIBLE



CertiPUR-US®
Certified Foams

americanbedding.co



Cover Option:



GHEV4DIC

14" OpenCoil Firm

Hand-Crafted in America

Engineered for a firm feel, balanced with ergonomic support. Perfect for those desiring cushioned comfort and a firm, supportive sleep surface.

Custom-Milled Fabrics and Quality Covers

- Custom-milled fabrics chosen for durability and comfort
- Dual quilted layers create cradling comfort, added pressure relief, and improved durability

EssentialGel™ Foam

- Responsive feel and pressure-relieving comfort

SupportSense™ Foam

- Delivers a comfortable sleep surface with firm support
- Long-lasting and resistant to body impressions

American Bedding™
EST. 1939
SPRING COLLECTION

SupportSense™ Silhouette Foam

- Delivers a comfortable supportive sleep surface all-night with firm support
- Rolling peaks & valleys contour to the body—for pressure relief, improved spinal alignment and breathability for perfect temperature
- Works with other mattress layers to distribute weight more evenly as you move, reducing partner disturbance

SpringEase™ Support System

- Open design of coils and Foam Encasement allows for increased airflow and breathability to ensure temperature regulation
- Consistent support across entire sleep surface

Always CertiPUR-US® Certified Foams

- Certified foams made without harmful chemicals



Non-Prorated Warranty



PROFILE:

- 14 INCH PROFILE

COMFORT FEEL:

- FIRM

IDEAL FOR:

- SIDE & BACK SLEEPERS

ADJUSTABLE
BASE COMPATIBLE



CertiPUR-US®
Certified Foams

americanbedding.co



Cover Option:



AS70212 12" OpenCoil Plush Euro Top Hand-Crafted in America

American Bedding™
EST. 1939
SPRING COLLECTION

Designed to deliver an immediate plush, soft feel.
Featuring comforting softness combined with
ergonomic support for your best night's sleep.

Custom-Milled Fabrics and Quality Covers

- Custom-milled fabrics chosen for durability and comfort
- Dual quilted layers create cradling comfort, added pressure relief, and improved durability

CloudComfort™ Layer

- Breathable, soft cloud like comfort layer provides cradling support

OmniSense™ Foam

- Fast response for immediate comfort and relaxation
- Long-lasting and resistant to body impressions

OmniSense™ Silhouette Foam

- Fast response for immediate comfort and relaxation
- Long-lasting and resistant to body impressions
- Rolling peaks & valleys contour to the body—for pressure relief, improved spinal alignment and breathability for perfect temperature
- Works with other mattress layers to distribute weight more evenly as you move, reducing partner disturbance

Balance Spring™ Support System w/ FE

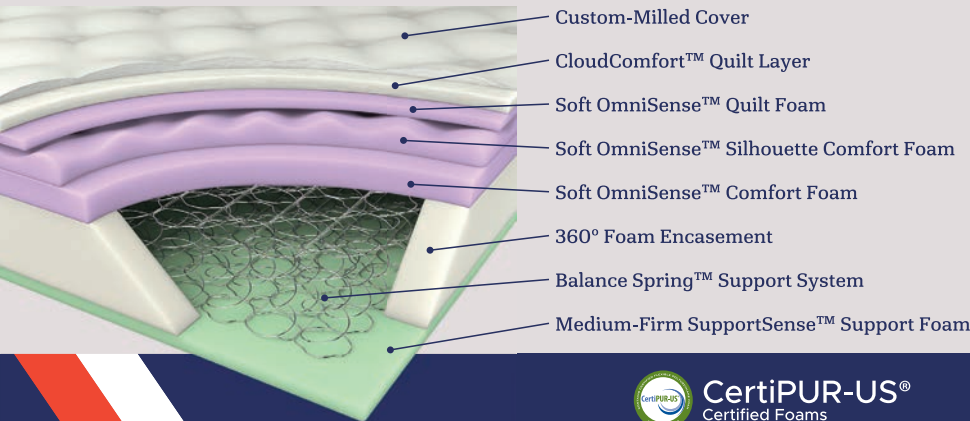
- Unique shape of strong offsetting coils provides consistent surface support
- Open design improves airflow and temperature regulation

SupportSense™ Foam

- Delivers a comfortable sleep surface with firm support
- Long-lasting and resistant to body impressions

Always CertiPUR-US® Certified Foams

- Certified foams made without harmful chemicals



Non-Prorated Warranty



PROFILE:

- 12 INCH PROFILE

COMFORT FEEL:

- PLUSH / EURO TOP

IDEAL FOR:

- SIDE & STOMACH SLEEPERS



**ADJUSTABLE
BASE COMPATIBLE**



CertiPUR-US®
Certified Foams

americanbedding.co



Cover Option:



AS40212

12" OpenCoil Plush

Hand-Crafted in America

Designed to deliver an immediate plush, soft feel. Featuring comforting softness combined with ergonomic support for your best night's sleep.

Custom-Milled Fabrics and Quality Covers

- Custom-milled fabrics chosen for durability and comfort
- Dual quilted layers create cradling comfort, added pressure relief, and improved durability

CloudComfort™ Layer

- Breathable, soft cloud like comfort layer provides cradling support

OmniSense™ Foam

- Fast response for immediate comfort and relaxation
- Long-lasting and resistant to body impressions

American Bedding™
EST. 1939
SPRING COLLECTION

OmniSense™ Silhouette Foam

- Fast response for immediate comfort and relaxation
- Long-lasting and resistant to body impressions
- Rolling peaks & valleys contour to the body—for pressure relief, improved spinal alignment and breathability for perfect temperature
- Works with other mattress layers to distribute weight more evenly as you move, reducing partner disturbance

Balance Spring™ Support System w/ FE

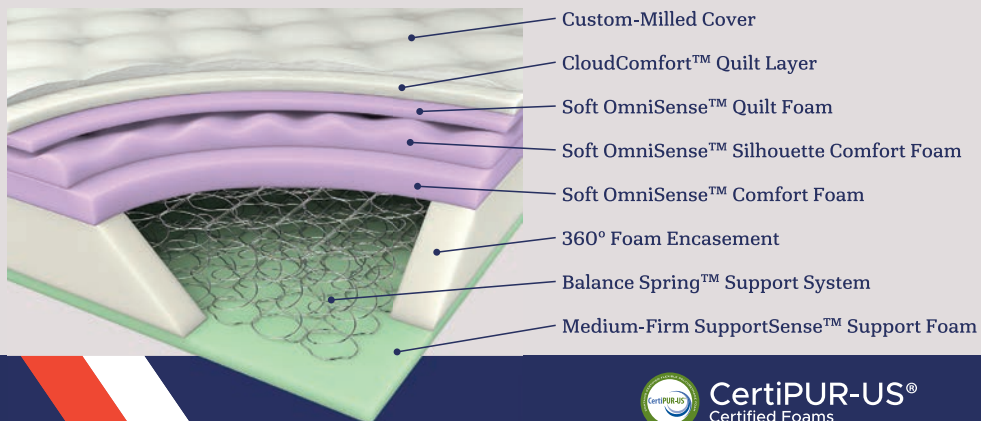
- Unique shape of strong offsetting coils provides consistent surface support
- Open design improves airflow and temperature regulation

SupportSense™ Foam

- Delivers a comfortable sleep surface with firm support
- Long-lasting and resistant to body impressions

Always CertiPUR-US® Certified Foams

- Certified foams made without harmful chemicals



Non-Prorated Warranty



PROFILE:

- 12 INCH PROFILE

COMFORT FEEL:

- PLUSH

IDEAL FOR:

- SIDE & STOMACH SLEEPERS

ADJUSTABLE
BASE COMPATIBLE



CertiPUR-US®
Certified Foams

americanbedding.co



Cover Option:



AS80212

12" OpenCoil Extra Firm

Hand-Crafted in America

Engineered for a firm feel, balanced with ergonomic support. Perfect for those desiring cushioned comfort and a firm, supportive sleep surface.

Custom-Milled Fabrics and Quality Covers

- Custom-milled fabrics chosen for durability and comfort
- Dual quilted layers create cradling comfort, added pressure relief, and improved durability

CloudComfort™ Layer

- Breathable, soft cloud like comfort layer provides cradling support

SupportSense™ Foam

- Delivers a comfortable sleep surface with firm support
- Long-lasting and resistant to body impressions

American Bedding™
EST. 1939
SPRING COLLECTION

SupportSense™ Silhouette Foam


- Delivers a comfortable supportive sleep surface all-night with firm support
- Rolling peaks & valleys contour to the body—for pressure relief, improved spinal alignment and breathability for perfect temperature
- Works with other mattress layers to distribute weight more evenly as you move, reducing partner disturbance

Balance Spring™ Support System w/ FE

- Unique shape of strong offsetting coils provides consistent surface support
- Open design improves airflow and temperature regulation

Always CertiPUR-US® Certified Foams

- Certified foams made without harmful chemicals



Non-Prorated Warranty



PROFILE:

- 12 INCH PROFILE

COMFORT FEEL:

- EXTRA FIRM

IDEAL FOR:

- SIDE & BACK SLEEPERS

ADJUSTABLE
BASE COMPATIBLE



CertiPUR-US®
Certified Foams

americanbedding.co



Cover Option:



AS70210

10" OpenCoil Plush Euro Top

Hand-Crafted in America

Designed to deliver an immediate plush, soft feel. Featuring comforting softness combined with ergonomic support for your best night's sleep.

Custom-Milled Fabrics and Quality Covers

- Custom-milled fabrics chosen for durability and comfort
- Dual quilted layers create cradling comfort, added pressure relief, and improved durability

CloudComfort™ Layer

- Breathable, soft cloud like comfort layer provides cradling support

OmniSense™ Foam

- Fast response for immediate comfort and relaxation
- Long-lasting and resistant to body impressions

American Bedding™
EST. 1939
SPRING COLLECTION

OmniSense™ Silhouette Foam

- Fast response for immediate comfort and relaxation
- Long-lasting and resistant to body impressions
- Rolling peaks & valleys contour to the body—for pressure relief, improved spinal alignment and breathability for perfect temperature
- Works with other mattress layers to distribute weight more evenly as you move, reducing partner disturbance

Balance Spring™ Support System w/ FE


- Unique shape of strong offsetting coils provides consistent surface support
- Open design improves airflow and temperature regulation

SupportSense™ Foam

- Delivers a comfortable sleep surface with firm support
- Long-lasting and resistant to body impressions

Always CertiPUR-US® Certified Foams

- Certified foams made without harmful chemicals



Non-Prorated Warranty



PROFILE:

- 10 INCH PROFILE

COMFORT FEEL:

- PLUSH / EURO TOP

IDEAL FOR:

- SIDE & STOMACH SLEEPERS

ADJUSTABLE
BASE COMPATIBLE





Cover Option:



AS40210

10" OpenCoil Plush

Hand-Crafted in America

American Bedding™
SPRING COLLECTION EST.1939

Designed to deliver an immediate plush, soft feel. Featuring comforting softness combined with ergonomic support for your best night's sleep.

Custom-Milled Fabrics and Quality Covers

- Custom-milled fabrics chosen for durability and comfort
- Dual quilted layers create cradling comfort, added pressure relief, and improved durability

CloudComfort™ Layer

- Breathable, soft cloud like comfort layer provides cradling support

OmniSense™ Foam

- Fast response for immediate comfort and relaxation
- Long-lasting and resistant to body impressions

OmniSense™ Silhouette Foam

- Fast response for immediate comfort and relaxation
- Long-lasting and resistant to body impressions
- Rolling peaks & valleys contour to the body—for pressure relief, improved spinal alignment and breathability for perfect temperature
- Works with other mattress layers to distribute weight more evenly as you move, reducing partner disturbance

Balance Spring™ Support System w/ FE


- Unique shape of strong offsetting coils provides consistent surface support
- Open design improves airflow and temperature regulation

SupportSense™ Foam

- Delivers a comfortable sleep surface with firm support
- Long-lasting and resistant to body impressions

Always CertiPUR-US® Certified Foams

- Certified foams made without harmful chemicals



Non-Prorated Warranty



PROFILE:

- 10 INCH PROFILE

COMFORT FEEL:

- PLUSH

IDEAL FOR:

- SIDE & STOMACH SLEEPERS

ADJUSTABLE
 BASE COMPATIBLE





Cover Option:



AS10210

10" OpenCoil Firm

Hand-Crafted in America

Engineered for a firm feel, balanced with ergonomic support. Perfect for those desiring cushioned comfort and a firm, supportive sleep surface.

Custom-Milled Fabrics and Quality Covers

- Custom-milled fabrics chosen for durability and comfort
- Dual quilted layers create cradling comfort, added pressure relief, and improved durability

CloudComfort™ Layer

- Breathable, soft cloud like comfort layer provides cradling support

SupportSense™ Foam

- Delivers a comfortable sleep surface with firm support
- Long-lasting and resistant to body impressions

American Bedding™
SPRING COLLECTION EST. 1939

SupportSense™ Silhouette Foam


- Delivers a comfortable supportive sleep surface all-night with firm support
- Rolling peaks & valleys contour to the body—for pressure relief, improved spinal alignment and breathability for perfect temperature
- Works with other mattress layers to distribute weight more evenly as you move, reducing partner disturbance

Balance Spring™ Support System w/ FE

- Unique shape of strong offsetting coils provides consistent surface support
- Open design improves airflow and temperature regulation

Always CertiPUR-US® Certified Foams

- Certified foams made without harmful chemicals



Non-Prorated Warranty



PROFILE:

- 10 INCH PROFILE

COMFORT FEEL:

- FIRM

IDEAL FOR:

- SIDE & BACK SLEEPERS

ADJUSTABLE
BASE COMPATIBLE



	MATTRESS	PROFILE	FEEL	SUPPORT SYSTEM			
				Balance Spring TM Support System	Spring Ease TM Support System	360° Foam Encasement	OmniSer TM Silhouet
	JMEV4BZJ	14"	Cushion Firm Euro Top		✓	✓	
	IZEV4CFA	14"	Plush Pillow Top		✓	✓	✓
	GMEV4BPA	14"	Plush		✓	✓	✓
	GHEV4DIC	14"	Firm		✓	✓	
	AS70212	12"	Plush Euro Top	✓		✓	✓
	AS40212	12"	Plush	✓		✓	✓
	AS80212	12"	Extra Firm	✓		✓	
	AS70210	10"	Plush Euro Top	✓		✓	✓
	AS40210	10"	Plush	✓		✓	✓
	AH10510	10"	Firm	✓		✓	

SON CHART

Bedding Spring

FOAM TECH

se™ te Foam	SupportSense™ Silhouette Foam	OmniSense™ Foam	SupportSense™ Foam	EssentialGel™ Foam	CloudComfort™ Foam	Natural Cotton Fire Barrier	CORE
	✓		✓	✓		✓	
			✓	✓		✓	
			✓	✓		✓	
	✓		✓	✓		✓	
✓		✓	✓		✓		
✓		✓	✓		✓		
	✓		✓		✓		
✓		✓	✓		✓		
		✓	✓		✓		
	✓		✓		✓		



Cover Option:



A56111

11" OpenCoil Plush Pillow Top

Hand-Crafted in America

Designed to deliver an immediate plush, soft feel. Featuring comforting softness combined with ergonomic support for your best night's sleep.

Custom-Milled Fabrics and Quality Covers

- Custom-milled fabrics chosen for durability and comfort
- Dual quilted layers create cradling comfort, added pressure relief, and improved durability

SupportSense™ Foam

- Delivers a comfortable sleep surface with firm support
- Long-lasting and resistant to body impressions

CloudComfort™ Layer

- Breathable, soft cloud like comfort layer provides cradling support

OmniSense™ Foam

- Fast response for immediate comfort and relaxation
- Long-lasting and resistant to body impressions

American Bedding™
EST. 1939
ESSENTIAL COLLECTION

OmniSense™ Silhouette Foam

- Fast response for immediate comfort and relaxation
- Long-lasting and resistant to body impressions
- Rolling peaks & valleys contour to the body—for pressure relief, improved spinal alignment and breathability for perfect temperature
- Works with other mattress layers to distribute weight more evenly as you move, reducing partner disturbance

ResponseSpring™ Support System

- Unique shape of sturdy offsetting coils provides consistent surface support edge-to-edge
- Open design improves airflow and temperature regulation

Always CertiPUR-US® Certified Foams

- Certified foams made without harmful chemicals



Non-Prorated Warranty



PROFILE:

- 11 INCH PROFILE

COMFORT FEEL:

- PLUSH / PILLOW TOP

IDEAL FOR:

- SIDE & STOMACH SLEEPERS

ADJUSTABLE
BASE COMPATIBLE



CertiPUR-US®
Certified Foams

americanbedding.co



Cover Option:



A59111

11" OpenCoil Firm Pillow Top

Hand-Crafted in America

Engineered for a firm feel, balanced with ergonomic support. Perfect for those desiring cushioned comfort and a firm, supportive sleep surface.

Custom-Milled Fabrics and Quality Covers

- Custom-milled fabrics chosen for durability and comfort
- Dual quilted layers create cradling comfort, added pressure relief, and improved durability

SupportSense™ Foam

- Delivers a comfortable sleep surface with firm support
- Long-lasting and resistant to body impressions

CloudComfort™ Layer

- Breathable, soft cloud like comfort layer provides cradling support

OmniSense™ Foam

- Fast response for immediate comfort and relaxation
- Long-lasting and resistant to body impressions

American Bedding™
EST. 1939
ESSENTIAL COLLECTION

SupportSense™ Silhouette Foam

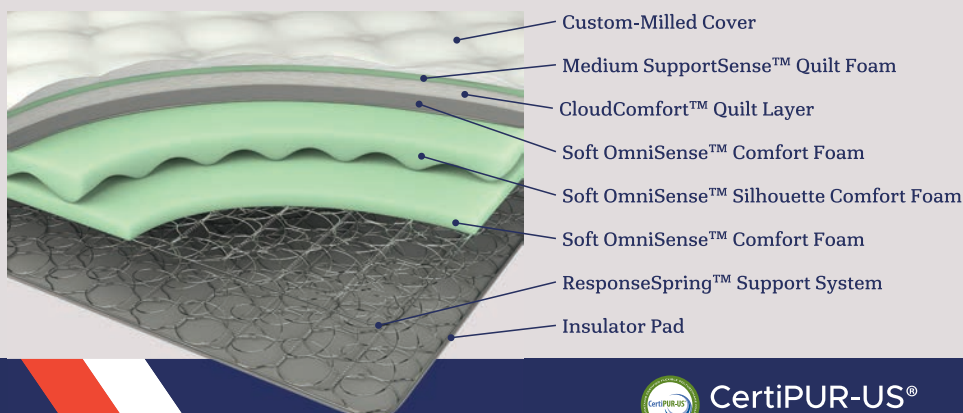
- Delivers a comfortable supportive sleep surface all-night with firm support
- Rolling peaks & valleys contour to the body—for pressure relief, improved spinal alignment and breathability for perfect temperature
- Works with other mattress layers to distribute weight more evenly as you move, reducing partner disturbance

ResponseSpring™ Support System

- Unique shape of sturdy offsetting coils provides consistent surface support edge-to-edge
- Open design improves airflow and temperature regulation

Always CertiPUR-US® Certified Foams

- Certified foams made without harmful chemicals



Non-Prorated Warranty



PROFILE:

- 11 INCH PROFILE

COMFORT FEEL:

- FIRM /PILLOW TOP

IDEAL FOR:

- SIDE & BACK SLEEPERS

ADJUSTABLE
BASE COMPATIBLE



CertiPUR-US®
Certified Foams

americanbedding.co



Cover Option:



AB40111

11" OpenCoil Ultra Plush

Hand-Crafted in America

Designed to deliver an immediate plush, soft feel. Featuring comforting softness combined with ergonomic support for your best night's sleep.

Custom-Milled Fabrics and Quality Covers

- Custom-milled fabrics chosen for durability and comfort
- Dual quilted layers create cradling comfort, added pressure relief, and improved durability

SupportSense™ Foam

- Delivers a comfortable sleep surface with firm support
- Long-lasting and resistant to body impressions

CloudComfort™ Layer

- Breathable, soft cloud like comfort layer provides cradling support

American Bedding™
EST. 1939
ESSENTIAL COLLECTION

OmniSense™ Silhouette Foam

- Fast response for immediate comfort and relaxation
- Long-lasting and resistant to body impressions
- Rolling peaks & valleys contour to the body—for pressure relief, improved spinal alignment and breathability for perfect temperature
- Works with other mattress layers to distribute weight more evenly as you move, reducing partner disturbance

ResponseSpring™ Support System

- Unique shape of sturdy offsetting coils provides consistent surface support edge-to-edge
- Open design improves airflow and temperature regulation

Always CertiPUR-US® Certified Foams

- Certified foams made without harmful chemicals



Non-Prorated Warranty



PROFILE:

- 11 INCH PROFILE

COMFORT FEEL:

- ULTRA PLUSH

IDEAL FOR:

- SIDE & STOMACH SLEEPERS

ADJUSTABLE
BASE COMPATIBLE



CertiPUR-US®
Certified Foams

americanbedding.co



Cover Option:



A49110

10" OpenCoil Plush

Hand-Crafted in America

Designed to deliver an immediate plush, soft feel. Featuring comforting softness combined with ergonomic support for your best night's sleep.

Custom-Milled Fabrics and Quality Covers

- Custom-milled fabrics chosen for durability and comfort
- Dual quilted layers create cradling comfort, added pressure relief, and improved durability

SupportSense™ Foam

- Delivers a comfortable sleep surface with firm support
- Long-lasting and resistant to body impressions

CloudComfort™ Layer

- Breathable, soft cloud like comfort layer provides cradling support

American Bedding™
EST. 1939
ESSENTIAL COLLECTION

OmniSense™ Silhouette Foam


- Fast response for immediate comfort and relaxation
- Long-lasting and resistant to body impressions
- Rolling peaks & valleys contour to the body—for pressure relief, improved spinal alignment and breathability for perfect temperature
- Works with other mattress layers to distribute weight more evenly as you move, reducing partner disturbance

ResponseSpring™ Support System

- Unique shape of sturdy offsetting coils provides consistent surface support edge-to-edge
- Open design improves airflow and temperature regulation

Always CertiPUR-US® Certified Foams

- Certified foams made without harmful chemicals



Non-Prorated Warranty



PROFILE:

- 10 INCH PROFILE

COMFORT FEEL:

- PLUSH

IDEAL FOR:

- SIDE & STOMACH SLEEPERS

ADJUSTABLE
BASE COMPATIBLE





A19110
10" OpenCoil Firm
 Hand-Crafted in America



Engineered for a firm feel, balanced with ergonomic support. Perfect for those desiring cushioned comfort and a firm, supportive sleep surface.

Custom-Milled Fabrics and Quality Covers

- Custom-milled fabrics chosen for durability and comfort
- Dual quilted layers create cradling comfort, added pressure relief, and improved durability

SupportSense™ Foam

- Delivers a comfortable sleep surface with firm support
- Long-lasting and resistant to body impressions

CloudComfort™ Layer

- Breathable, soft cloud like comfort layer provides cradling support

SupportSense™ Silhouette Foam


- Delivers a comfortable supportive sleep surface all-night with firm support
- Rolling peaks & valleys contour to the body—for pressure relief, improved spinal alignment and breathability for perfect temperature
- Works with other mattress layers to distribute weight more evenly as you move, reducing partner disturbance

ResponseSpring™ Support System

- Unique shape of sturdy offsetting coils provides consistent surface support edge-to-edge
- Open design improves airflow and temperature regulation

Always CertiPUR-US® Certified Foams

- Certified foams made without harmful chemicals



Non-Prorated Warranty



PROFILE:

- 10 INCH PROFILE

COMFORT FEEL:

- FIRM

IDEAL FOR:

- SIDE & BACK SLEEPERS

**ADJUSTABLE
 BASE COMPATIBLE**



CertiPUR-US®
 Certified Foams

americanbedding.co



Cover Option:



A59109

9" OpenCoil Plush Pillow Top

Hand-Crafted in America

Designed to deliver an immediate plush, soft feel.
Featuring comforting softness combined with
ergonomic support for your best night's sleep.

Custom-Milled Fabrics and Quality Covers

- Custom-milled fabrics chosen for durability and comfort
- Dual quilted layers create cradling comfort, added pressure relief, and improved durability

CloudComfort™ Layer

- Breathable, soft cloud like comfort layer provides cradling support

OmniSense™ Foam

- Fast response for immediate comfort and relaxation
- Long-lasting and resistant to body impressions

SupportSense™ Foam

- Delivers a comfortable sleep surface with firm support
- Long-lasting and resistant to body impressions

ResponseSpring™ Support System

- Unique shape of sturdy offsetting coils provides consistent surface support edge-to-edge
- Open design improves airflow and temperature regulation

Always CertiPUR-US® Certified Foams

- Certified foams made without harmful chemicals



Non-Prorated Warranty



PROFILE:

- 9 INCH PROFILE

COMFORT FEEL:

- PLUSH / PILLOW TOP

IDEAL FOR:

- SIDE & STOMACH SLEEPERS

ADJUSTABLE
BASE COMPATIBLE



CertiPUR-US®
Certified Foams

americanbedding.co



Cover Option:



A70109

9" OpenCoil Cushion Firm Euro Top

Hand-Crafted in America

Engineered for a firm feel, balanced with ergonomic support. Perfect for those desiring cushioned comfort and a firm, supportive sleep surface.

Custom-Milled Fabrics and Quality Covers

- Custom-milled fabrics chosen for durability and comfort
- Dual quilted layers create cradling comfort, added pressure relief, and improved durability

SupportSense™ Foam

- Delivers a comfortable sleep surface with firm support
- Long-lasting and resistant to body impressions

CloudComfort™ Layer

- Breathable, soft cloud like comfort layer provides cradling support

American Bedding™
ESSENTIAL COLLECTION EST. 1939

SupportSense™ Silhouette Foam

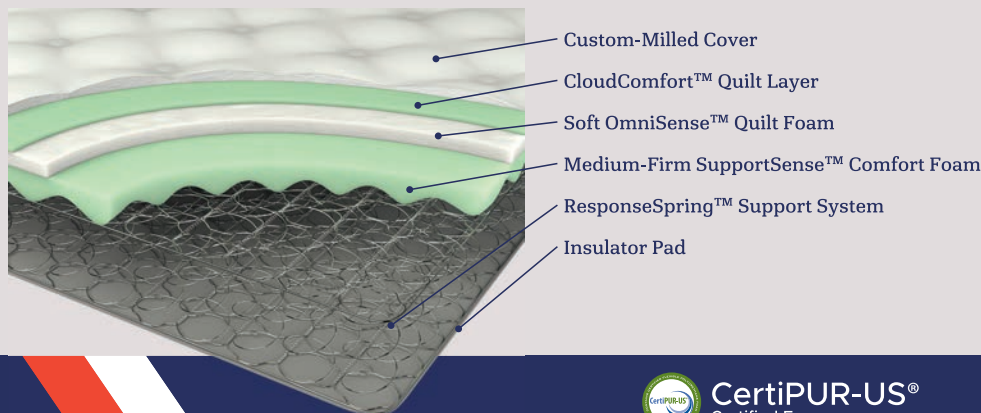
- Delivers a comfortable supportive sleep surface all-night with firm support
- Rolling peaks & valleys contour to the body—for pressure relief, improved spinal alignment and breathability for perfect temperature
- Works with other mattress layers to distribute weight more evenly as you move, reducing partner disturbance

ResponseSpring™ Support System

- Unique shape of sturdy offsetting coils provides consistent surface support edge-to-edge
- Open design improves airflow and temperature regulation

Always CertiPUR-US® Certified Foams

- Certified foams made without harmful chemicals



Non-Prorated Warranty



PROFILE:

- 9 INCH PROFILE

COMFORT FEEL:

- CUSHION FIRM / EURO TOP

IDEAL FOR:

- SIDE & BACK SLEEPERS

ADJUSTABLE
BASE COMPATIBLE












	MATTRESS	PROFILE	FEEL	SUPPORT SYSTEM	
				ResponseSpring TM Support System	OmniSense Silhouette F
	A56111	11"	Plush Pillow Top	✓	✓
	AB5911	11"	Firm Pillow Top	✓	✓
	AB40111	11"	Ultra Plush	✓	✓
	A49110	10"	Plush	✓	✓
	A19110	10"	Firm	✓	
	A59109	9"	Plush Pillow Top	✓	
	A70109	9"	Firm Euro Top	✓	

SON CHART

Building Essentials

FOAM TECH

TM Foam	SupportSense™ Silhouette Foam	OmniSense™ Foam	SupportSense™ Foam	CloudComfort™ Foam	CORE
	✓	✓	✓	✓	
		✓	✓	✓	
	✓		✓	✓	
	✓		✓	✓	
	✓		✓	✓	
		✓	✓	✓	
		✓	✓	✓	

COMFORT FOAMS - BENEFITS



CloudComfort™ Layer

Comfort Technology

- Breathable, soft cloud like comfort layer provides cradling support structure



EssentialGel™ Foam

Cooling Technology

- EssentialGel technology adds Gel with its natural breathability for a cooling effect so you sleep cooler

Comfort Technology

- Supported, balanced comfort with responsive feel
- Comforting support of traditional foam



OmniSense™ Foam

Comfort Technology

- Fast response for immediate comfort and relaxation
- Enjoy comfortable cradling with a responsive feel
- Long-lasting and resistant to body impressions



SupportSense™ Foam

Comfort Technology

- Supportive and balanced—delivers a comfortable sleep surface with firm support
- Enjoy that perfect feeling of support for your shoulders, back and hips where you need it, and comfort where you want it
- Long-lasting and resistant to body impressions

Always CertiPUR-US® Certified Foams

- Certified foams made without harmful chemicals or heavy metals and low VOCs



CertiPUR-US®
Certified Foams


COMFORT FOAMS - BENEFITS



OmniSense™ Silhouette Foam

Comfort Technology


- Fast response for immediate comfort and relaxation
- Rolling peaks & valleys contour to the body—for pressure relief, improved spinal alignment and breathability for perfect temperature
- Works with other mattress layers to distribute weight more evenly as you move, reducing partner disturbance



SupportSense™ Silhouette Foam

Comfort Technology

- Delivers a comfortable supportive sleep surface all-night with firm support
- Rolling peaks & valleys contour to the body—for pressure relief, improved spinal alignment and breathability for perfect temperature
- Works with other mattress layers to distribute weight more evenly as you move, reducing partner disturbance



High-Resilience Silhouette Foam

Comfort Technology

- Fast response for immediate comfort and relaxation
- Highly durable foam keeps its shape and performs longer than any other type of foam, highly resistant to body impressions
- Rolling peaks & valleys contour to the body—for pressure relief, improved spinal alignment and breathability for perfect temperature
- Works with other mattress layers to distribute weight more evenly as you move, reducing partner disturbance

Always CertiPUR-US® Certified Foams

- Certified foams made without harmful chemicals or heavy metals and low VOCs



CertiPUR-US®
Certified Foams

SPECIALTY TECH FOAM - BENEFITS



CoolingGel™ Memory Foam

Cooling Technology

- Gels contain open cells (or beads) that help increase air flow to move heat away to keep you cool and comfortable
- Gel infusion technology increases heat dissipation by improving breathability and temperature regulation for all night comfort

Comfort Technology

- Conforming and responsive, delivering customized support and comfort with the self-contouring and pressure-relieving properties of Memory Foam
- All the pressure relief and comfort properties of Memory Foam with Gel Infusion for cooling temperature control
- Excellent motion isolation properties reduce nighttime disruption



Graphite-Infused Memory Foam

Cooling Technology

- Natural Graphite Infusion moves heat away for efficient heat dissipation and a cooler sleep surface
- Open-cell structure foam structure enhances breathability for superior temperature regulation

Comfort Technology

- All the comfort, contouring and support of traditional memory foam
- Pressure-relieving comfort and reduction of nighttime disturbance between sleep partners
- Graphite Infusion gives natural anti-microbial effect for a cleaner bed and more durability to the foams structure

Always CertiPUR-US® Certified Foams

- Certified foams made without harmful chemicals or heavy metals and low VOCs



CertiPUR-US®
Certified Foams

SPECIALTY TECH FOAM - BENEFITS



Copper-Infused Performance Foam

Cooling Technology

- **Perfect Temperature:** Copper is one of the most conductive metals known to man. Copper Performance Foam provides advance cooling and quick recovery by regulating temperature to keep you comfortable for a deeper sleep

Comfort Technology

- **Responsive Support:** Copper-Infusion Technology delivers 'responsive firming,' providing customized support for key areas
- **Anti-Microbial/Anti-Bacterial:** Copper is naturally biostatic, acting as a defense against germs as bacteria growth is inhibited on its surface
- **Environmental Friendly:** Copper is one of the friendliest metals around; it never goes bad and can be recycled over and over again, having the highest recycling rate of any engineering metal in the world
- **Stimulate Energy and Vitality:** Many people believe that copper helps stimulate energy flow, increases vitality and brings emotions to balance
- **Odor Resisting:** Copper helps resist the formation of odor, providing a fresh, clean bed night after night
- **Renewal Enhancing:** Cutting-edge research on the benefits of copper suggest it provides soothing relief of aches and pains by improving circulation, reducing tissue inflammation and rejuvenating sore muscle fibers

Always CertiPUR-US® Certified Foams

- Certified foams made without harmful chemicals or heavy metals and low VOCs



CertiPUR-US®
Certified Foams

americanbedding.co

SPECIALTY COMPONENTS - BENEFITS



MicroCoils


Comfort Technology

- Hundreds of mini coils respond individually to contour and support the body
- Independent movement of coils helps reduce partner disturbance for deeper sleep
- Open coils enhance airflow for a naturally cooler sleep surface
- Slight compression of MicroCoils improves dynamic response to body movement
- Works in tandem with foam comfort layers for personalized comfort

Endurance/Durability Technology

- MicroCoil construction improves durability of bed engineering for better performance
- Increased coil counts improves comfort and responsiveness for targeted support close to the body
- Resists sagging and settlement
- Offers a durable, long-lasting sleep surface in a variety of coil count configurations for improved performance


OPENCOIL CORES - BENEFITS



SpringEase™ Support System

Comfort Technology


- Unique design ergonomically supports the body
- Responsive support and customized comfort
- Consistent support across entire sleep surface
- 360° Foam Encasement adds comfort, strength and durability with full edge support
- Open design of coils and Foam Encasement allows for increased airflow and breathability to ensure temperature regulation



BalanceSpring™ Support System

Comfort Technology

- Unique shape of strong offsetting coils provides consistent surface support
- Resilient design fully supports body weight for a comfortable night's sleep
- Dynamic response to natural body movements delivers a buoyant feel
- Full, consistent support edge-to-edge delivers a larger, stable sleep surface
- 360° Foam Encasement adds comfort, strength and durability with full edge support
- Open design improves airflow and temperature regulation for a cooler sleep surface




ResponseSpring™ Support System


Comfort Technology

- Unique shape of sturdy offsetting coils provides consistent surface support
- Resilient design fully supports body weight for a comfortable night's sleep
- Dynamic response to natural body movements delivers a buoyant feel
- Full, consistent support edge-to-edge delivers a larger, stable sleep surface
- Open design improves airflow and temperature regulation for a cooler sleep surface

POCKETED COIL CORES - BENEFITS



Plush



Firm

Advanced IsoCore™ Support System with Edge Zoning Comfort Technology

- Unique design ergonomically supports the body to reduce partner disturbance and provide deeper, longer sleep
- Zoned edge support delivers better stability, durability and consistency edge-to-edge
- Ultra-responsive support and customized comfort with individual coil movement
- High coil count gives consistent support across the entire surface of the mattress with built-in durability, improved comfort and less sleep disturbance
- Coils feature unique ergonomic design with dynamic stress-relieved wire to comfortable support body weight and spring back to their original shape after use
- Open design allows for more airflow and breathability to ensure natural temperature regulation and a cooler sleep surface
- More efficient heat transfer ensures all night cooling



Infinity Coil Support System with Edge Support

The InfinityCoil Support System features durable edge support built with high-caliber pocketed coils steel coils surrounding the edge of the mattress for enhanced and more durable edge support. The Infinity pocketed coil support system layer is made of individual fabric-wrapped coils that can move independently, providing dynamic support for your body with added contouring, reduced motion transfer, and natural temperature regulation resulting in a more fantastic and supportive sleep experience.

Comfort Technology

- Designed to provide a larger, more consistent edge-to-edge sleep surface
- Natural breathability and temperature regulation
- Longer-lasting coil system made to contour to the body
- Prevents roll-off by delivering a firm edge enhanced support at the head & foot of the bed









American
Bedding™
EST. 1939