

KEN ORMEROD



MEMORIAL TIP-OFF

Date: _____
Time: _____
Game: _____



Date: 12-19-12
Time: 9am
Game: 1



Date: Dec. 19, 2012
Time: 9:00
Game: 1

HOME: <u>STM (WHITE)</u>			TEAM FOULS					TEAM FOULS					Running Score	
			FIRST HALF					SECOND HALF						
			1	2	3	4	5	1	2	3	4	5		
NO.	POS.	Pers. Fouls	First Quarter		Second Quarter		Third Quarter		Fourth Quarter		1	2		
4		<u>1</u> 3 4 5 Joel Clarke	2	2	2	3					13	36	71	
5		<u>1</u> 2 3 4 5 Ryan Doornik										37	72	
10		<u>1</u> 2 3 4 5 Cordell Crocket										38	73	
11		<u>1</u> 2 3 4 5 GATLUAK Kong	3								3	39	74	
15		<u>1</u> 2 3 4 5 MATT BROWN	2	2	2			0	0	0	0	40	75	
21		<u>1</u> 2 3 4 5 XAVIER ELLIS			2					2		41	76	
22		<u>1</u> 2 3 4 5 ROBERT HARRISON	2					2		2	2	42	77	
23		<u>1</u> 2 3 4 5 Josh Fournier										43	78	
25		<u>1</u> 2 3 4 5 Kevin Butera										44	79	
31		<u>1</u> 2 3 4 5 Nicholas Lapore										45	80	
33		<u>1</u> 2 3 4 5 OSAYI IGNIUAN	2							2	4	46	81	
34		<u>1</u> 2 3 4 5 MIKE BROWN	2		2			2			6	47	82	
35		<u>1</u> 2 3 4 5 ADRIANO GRILLI										48	83	
44		<u>1</u> 2 3 4 5 ^{Phil Robinson} SANTIAGO GATTO								2		49	84	
55		<u>1</u> 2 3 4 5 RYAN BUSNIK								2	4	50	85	
		<u>1</u> 2 3 4 5										51	86	
												52	87	
												53	88	
												54	89	
												55	90	
												56	91	
												57	92	
												58	93	
												59	94	
												60	95	
												61	96	
												62	97	
												63	98	
												64	99	
												65	100	
												66	101	
												67	102	
												68	103	
												69	104	
												70	105	
TIME-OUTS FULL 1/30 SEC. 1/23 1/2			TOTALS		19	13	9	55	FINAL					

VISITORS: <u>ST. PAUL (BLUE)</u>			TEAM FOULS					TEAM FOULS					Running Score	
			FIRST HALF					SECOND HALF						
			1	2	3	4	5	1	2	3	4	5		
NO.	POS.	Pers. Fouls	First Quarter		Second Quarter		Third Quarter		Fourth Quarter		1	2		
3		<u>1</u> 2 3 4 5 ZAK BICKELL	2	1	2						5	36	71	
4		<u>1</u> 2 3 4 5 ANDREW ORESKOVICH										37	72	
5		<u>1</u> 2 3 4 5 KHALIL GRAHAM			3						3	38	73	
11		<u>1</u> 2 3 4 5 MICHAEL DAGG										39	74	
13		<u>1</u> 2 3 4 5 BRAD KEENAN										40	75	
15		<u>1</u> 2 3 4 5 REECE FISHER	0	0	2	3	2				8	41	76	
21		<u>1</u> 2 3 4 5 ZACK COMEAU										42	77	
22		<u>1</u> 2 3 4 5 BADAR MUGARURU									2	43	78	
23		<u>1</u> 2 3 4 5 JASON RHODES			0	0					2	44	79	
24		<u>1</u> 2 3 4 5 RODOLFO MARINAS										45	80	
32		<u>1</u> 2 3 4 5 Reggie McLean										46	81	
33		<u>1</u> 2 3 4 5 Joel MARINAS										47	82	
34		<u>1</u> 2 3 4 5 GAVIN COMEAU	0	0				2			5	48	83	
44		<u>1</u> 2 3 4 5 Tyler Keenan								0		49	84	
		<u>1</u> 2 3 4 5										50	85	
												51	86	
												52	87	
												53	88	
												54	89	
												55	90	
												56	91	
												57	92	
												58	93	
												59	94	
												60	95	
												61	96	
												62	97	
												63	98	
												64	99	
												65	100	
												66	101	
												67	102	
												68	103	
												69	104	
												70	105	
TIME-OUTS FULL 1/30 SEC. 1/23 1/2			TOTALS		11	12	2	26	FINAL					



HOME: <u>NOTRE DAME</u>			TEAM FOULS					TEAM FOULS					Running Score		
			1 2 3 4 5 6 7 8 9 10						1 2 3 4 5 6 7 8 9 10						
			FIRST HALF					SECOND HALF							
NQ.	POS.	Pers. Fouls	First Quarter		Second Quarter			Third Quarter		Fourth Quarter					
1		<u>1 2 3 4 5</u> ADAM LALL											1	36	71
2	✓	<u>1 2 3 4 5</u> MIKE MULLINS	2 3	2 2 2 0 2					2			2	37	72	
4	✓	<u>1 2 3 4 5</u> DAN DOOLEY	2 0 0 2				2 3 2 0		3 2			3	38	73	
10	✓	<u>1 2 3 4 5</u> JORDAN SCOTT						2					4	39	74
11		<u>1 2 3 4 5</u> SPENCER JONES											5	40	75
12		<u>1 2 3 4 5</u> DAN GOLDSMITH											6	41	76
13		<u>1 2 3 4 5</u> NOAH CAUNCE											7	42	77
14		<u>1 2 3 4 5</u> MATT KIM											8	43	78
20		<u>1 2 3 4 5</u> NICK MULLIGAN						2					9	44	79
21		<u>1 2 3 4 5</u> MIKE OULTON											10	45	80
22	✓	<u>1 2 3 4 5</u> WILLY PAUL	2					2 2					11	46	81
24		<u>1 2 3 4 5</u> ADAM KERCHEART											12	47	82
25		<u>1 2 3 4 5</u> DEREK ZWOLINSKI											13	48	83
31		<u>1 2 3 4 5</u> GREG GEBURZA											14	49	84
33	✓	<u>1 2 3 4 5</u> AIDEN BULL	2 2							2			15	50	85
		<u>1 2 3 4 5</u>											16	51	86
		<u>1 2 3 4 5</u>											17	52	87
		<u>1 2 3 4 5</u>											18	53	88
		<u>1 2 3 4 5</u>											19	54	89
		<u>1 2 3 4 5</u>											20	55	90
		<u>1 2 3 4 5</u>											21	56	91
		<u>1 2 3 4 5</u>											22	57	92
		<u>1 2 3 4 5</u>											23	58	93
		<u>1 2 3 4 5</u>											24	59	94
		<u>1 2 3 4 5</u>											25	60	95
		<u>1 2 3 4 5</u>											26	61	96
		<u>1 2 3 4 5</u>											27	62	97
		<u>1 2 3 4 5</u>											28	63	98
		<u>1 2 3 4 5</u>											29	64	99
		<u>1 2 3 4 5</u>											30	65	100
		<u>1 2 3 4 5</u>											31	66	101
		<u>1 2 3 4 5</u>											32	67	102
		<u>1 2 3 4 5</u>											33	68	103
		<u>1 2 3 4 5</u>											34	69	104
		<u>1 2 3 4 5</u>											35	70	105
TIME-OUTS FULL / 20 SEC. <u>1 1/3</u> <u>1 2</u>			TOTALS					FINAL							

VISITORS: <u>BISHOP MAC</u>			TEAM FOULS					TEAM FOULS					Running Score		
			1 2 3 4 5 6 7 8 9 10						1 2 3 4 5 6 7 8 9 10						
			FIRST HALF					SECOND HALF							
NQ.	POS.	Pers. Fouls	First Quarter		Second Quarter			Third Quarter		Fourth Quarter					
5		<u>1 2 3 4 5</u> JESSE KENDALL						2 2 0		2 0 0 0 0			1	36	71
11		<u>1 2 3 4 5</u> ADAM M ^{AC} EACHERN											2	37	72
13		<u>1 2 3 4 5</u> LUCAS DIPIERI											3	38	73
14		<u>1 2 3 4 5</u> ADAM MORRIS											4	39	74
20		<u>1 2 3 4 5</u> WALT OLSON	2 2 2 2									5	40	75	
21		<u>1 2 3 4 5</u> BEN MORRIS											6	41	76
23		<u>1 2 3 4 5</u> MICHAEL GANSON	2 2 2 2							3 2 0			7	42	77
24		<u>1 2 3 4 5</u> OWEN BROMBAI	2					3 3 3					8	43	78
32		<u>1 2 3 4 5</u> MITCHELL WOOD	2 2					2		0 0 2			9	44	79
33		<u>1 2 3 4 5</u> ERIC FORSTER											10	45	80
40		<u>1 2 3 4 5</u> SEAN YOUNG											11	46	81
42		<u>1 2 3 4 5</u> MATT BUTTS											12	47	82
		<u>1 2 3 4 5</u>											13	48	83
		<u>1 2 3 4 5</u>											14	49	84
		<u>1 2 3 4 5</u>											15	50	85
		<u>1 2 3 4 5</u>											16	51	86
		<u>1 2 3 4 5</u>											17	52	87
		<u>1 2 3 4 5</u>											18	53	88
		<u>1 2 3 4 5</u>											19	54	89
		<u>1 2 3 4 5</u>											20	55	90
		<u>1 2 3 4 5</u>											21	56	91
		<u>1 2 3 4 5</u>											22	57	92
		<u>1 2 3 4 5</u>											23	58	93
		<u>1 2 3 4 5</u>											24	59	94
		<u>1 2 3 4 5</u>											25	60	95
		<u>1 2 3 4 5</u>											26	61	96
		<u>1 2 3 4 5</u>											27	62	97
		<u>1 2 3 4 5</u>											28	63	98
		<u>1 2 3 4 5</u>											29	64	99
		<u>1 2 3 4 5</u>											30	65	100
		<u>1 2 3 4 5</u>											31	66	101
		<u>1 2 3 4 5</u>											32	67	102
		<u>1 2 3 4 5</u>											33	68	103
		<u>1 2 3 4 5</u>											34	69	104
		<u>1 2 3 4 5</u>											35	70	105
TIME-OUTS FULL / 20 SEC. <u>1 2 3</u> <u>1 1</u>			TOTALS					FINAL							

KEN ORMEROD

Date: _____



Time: _____

Game: _____



Date: 12-19-12

Time: 10:30 AM

Game: 3



Date: _____

Time: _____

Game: _____

HOME: ST. MARY'S

HOME: ST. MARY'S			TEAM FOULS				TEAM FOULS				Running Score		
			1 2 3 4 5 6 7 8 9 10	1 2 3 4 5 6 7 8 9 10					1	Score			
			FIRST HALF				SECOND HALF						
NO.	POS.	Pers. Fouls	First Quarter	Second Quarter	Third Quarter	Fourth Quarter							
4		1 2 3 4 5 ERIC DUONG	3	2 2								36	71
11		1 2 3 4 5 EFOSA AGBORZE										37	72
12		1 2 3 4 5 NATHAN REILLY	2	2 2	2	0 0 2 2 2						38	73
13		1 2 3 4 5 JERMAINE LYLE		2	0	2 0						39	74
43	X	1 2 3 4 5 FEDEN KIDANE										40	75
20		1 2 3 4 5 AVERY SUTTON										41	76
21		1 2 3 4 5 TYRICK THOMPSON	2 0		2 2 2 2	2						42	77
22		1 2 3 4 5 TYLER HERGOTT	2 2		2							43	78
24		1 2 3 4 5 JAMARI STEVENSON										44	79
45		1 2 3 4 5 BRANSON BOTEELHO		2 2								45	80
32		1 2 3 4 5 TESLOTH SIMON	2 3 3		3 2							46	81
35		1 2 3 4 5 MIKE LEWDIE										47	82
40		1 2 3 4 5 JEREMY CRESSWELL										48	83
		1 2 3 4 5										49	84
		1 2 3 4 5										50	85
		1 2 3 4 5										51	86
		1 2 3 4 5										52	87
		1 2 3 4 5										53	88
		1 2 3 4 5										54	89
		1 2 3 4 5										55	90
		1 2 3 4 5										56	91
		1 2 3 4 5										57	92
		1 2 3 4 5										58	93
		1 2 3 4 5										59	94
		1 2 3 4 5										60	95
		1 2 3 4 5										61	96
		1 2 3 4 5										62	97
		1 2 3 4 5										63	98
		1 2 3 4 5										64	99
		1 2 3 4 5										65	100
		1 2 3 4 5										66	101
		1 2 3 4 5										67	102
		1 2 3 4 5										68	103
		1 2 3 4 5										69	104
		1 2 3 4 5										70	105

TIME-OUTS FULL / 20 SEC. X 2 / 3 X 2

TOTALS

FINAL

VISITORS: LOYOLA

VISITORS: LOYOLA			TEAM FOULS				TEAM FOULS				Running Score		
			1 2 3 4 5 6 7 8 9 10	1 2 3 4 5 6 7 8 9 10					1	Score			
			FIRST HALF				SECOND HALF						
NO.	POS.	Pers. Fouls	First Quarter	Second Quarter	Third Quarter	Fourth Quarter							
1		1 2 3 4 5 SPENCER MARION		2	2	0						36	71
3		1 2 3 4 5 MATT SANTOS	2		0 0 2 0	0 0 0 0						37	72
4		1 2 3 4 5 SEBASTIAN RISCICA										38	73
5		1 2 3 4 5 ADAM BRAUNSTEIN	2 2		2	0						39	74
11		1 2 3 4 5 SEAN STEWART										40	75
21		1 2 3 4 5 TRENTON FORD		2 2								41	76
22		1 2 3 4 5 CHRISTIAN CRITELLI										42	77
23		1 2 3 4 5 JAKE BABIC	2 3 3 3	3 2 0 0	0 0	2 2 3 0 0						43	78
24		1 2 3 4 5 AMAN ARI										44	79
33		1 2 3 4 5 DARYL JEAN			2 2	0 2 2						45	80
44		1 2 3 4 5 STEFAN RAJACIC										46	81
50		1 2 3 4 5 SCOTT DOHERTY										47	82
55		1 2 3 4 5 ROSS FERRI										48	83
32		1 2 3 4 5			3							49	84
		1 2 3 4 5										50	85
		1 2 3 4 5										51	86
		1 2 3 4 5										52	87
		1 2 3 4 5										53	88
		1 2 3 4 5										54	89
		1 2 3 4 5										55	90
		1 2 3 4 5										56	91
		1 2 3 4 5										57	92
		1 2 3 4 5										58	93
		1 2 3 4 5										59	94
		1 2 3 4 5										60	95
		1 2 3 4 5										61	96
		1 2 3 4 5										62	97
		1 2 3 4 5										63	98
		1 2 3 4 5										64	99
		1 2 3 4 5										65	100
		1 2 3 4 5										66	101
		1 2 3 4 5										67	102
		1 2 3 4 5										68	103
		1 2 3 4 5										69	104
		1 2 3 4 5										70	105

TIME-OUTS FULL / 20 SEC. X 3 X 1

TOTALS


FINAL



HOME: <u>CATHEDRAL</u> (white)			TEAM FOULS					TEAM FOULS					Running Score		
			1	2	3	4	5	1	2	3	4	5			
			FIRST HALF					SECOND HALF							
NO.	POS.	Pers. Fouls	First Quarter		Second Quarter			Third Quarter		Fourth Quarter			1	Score	2
3		1 2 3 4 5 <u>BRAHIM KOULLAMALLAH</u>			2			3			7	36	71		
11		1 2 3 4 5 <u>DRINI POPAJ</u>										37	72		
13		1 2 3 4 5 <u>MAHAMAT ABAKAR</u>							2		2	38	73		
15		1 2 3 4 5 <u>Jaelin Bailey</u> ²⁰⁰⁰								20	23	39	74		
21		1 2 3 4 5 <u>SHAMAR MENSAH ADJETEY</u>			2				2		6	40	75		
22		1 2 3 4 5 <u>BRAEDON BROWN</u>			2						2	41	76		
24		1 2 3 4 5 <u>Dylan MILLAR</u> ³							2		5	42	77		
25		1 2 3 4 5 <u>Delmar Page</u> ²⁰⁰⁰³			2	23		2			20	43	78		
31		1 2 3 4 5 <u>Bryce MILLAR</u>							3		3	44	79		
33		1 2 3 4 5 <u>Kareem COLLINS SAMUEL</u> ⁰⁰			2						4	45	80		
43		1 2 3 4 5 <u>JACK IRVING PECKHAM</u> ⁰⁰									9	46	81		
55		1 2 3 4 5 <u>ISAIAH GORDON</u>						2		2	4	47	82		
23		1 2 3 4 5 <u>CAMERON EWING</u>										48	83		
		1 2 3 4 5										49	84		
		1 2 3 4 5										50	85		
		1 2 3 4 5										51	86		
		1 2 3 4 5										52	87		
		1 2 3 4 5										53	88		
		1 2 3 4 5										54	89		
		1 2 3 4 5										55	90		
		1 2 3 4 5										56	91		
		1 2 3 4 5										57	92		
		1 2 3 4 5										58	93		
		1 2 3 4 5										59	94		
		1 2 3 4 5										60	95		
		1 2 3 4 5										61	96		
		1 2 3 4 5										62	97		
		1 2 3 4 5										63	98		
		1 2 3 4 5										64	99		
		1 2 3 4 5										65	100		
		1 2 3 4 5										66	101		
		1 2 3 4 5										67	102		
		1 2 3 4 5										68	103		
		1 2 3 4 5										69	104		
		1 2 3 4 5										70	105		
		TIME-OUTS FULL 1/30 SEC. 1 2 3 1 2	TOTALS		18	19	18	75	FINAL						

VISITORS: <u>Brother Andre</u> (red)			TEAM FOULS					TEAM FOULS					Running Score		
			1	2	3	4	5	1	2	3	4	5			
			FIRST HALF					SECOND HALF							
NO.	POS.	Pers. Fouls	First Quarter		Second Quarter			Third Quarter		Fourth Quarter			1	Score	2
21		1 2 3 4 5 <u>ARIZONA HODIGWE</u>										36	71		
5		1 2 3 4 5 <u>Quinton Galloway</u>										37	72		
10		1 2 3 4 5 <u>KRISHAN GHANDI</u> ⁰⁰						2	3		13	38	73		
11		1 2 3 4 5 <u>ABRAHAM OMOROGBE</u> ⁰⁰									5	39	74		
12		1 2 3 4 5 <u>Josh Cunningham</u>										40	75		
13		1 2 3 4 5 <u>Josh Hill</u>										41	76		
14		1 2 3 4 5 <u>Robert Flynn</u>			2					2	3	42	77		
15		1 2 3 4 5 <u>BEN Wong</u>				2					7	43	78		
22		1 2 3 4 5 <u>OSEI TAWID</u>			2			2		00	8	44	79		
23		1 2 3 4 5 <u>PJ Tomines Rivera</u>			2			2				45	80		
25		1 2 3 4 5 <u>Ryan Chan</u>										46	81		
31		1 2 3 4 5 <u>SHAWN GORDON</u>										47	82		
32		1 2 3 4 5 <u>Noel Vilela</u>										48	83		
33		1 2 3 4 5 <u>BLAKE Cunningham</u> ⁰⁰									7	49	84		
44		1 2 3 4 5 <u>CARLO DIZON</u>										50	85		
		1 2 3 4 5										51	86		
		1 2 3 4 5										52	87		
		1 2 3 4 5										53	88		
		1 2 3 4 5										54	89		
		1 2 3 4 5										55	90		
		1 2 3 4 5										56	91		
		1 2 3 4 5										57	92		
		1 2 3 4 5										58	93		
		1 2 3 4 5										59	94		
		1 2 3 4 5										60	95		
		1 2 3 4 5										61	96		
		1 2 3 4 5										62	97		
		1 2 3 4 5										63	98		
		1 2 3 4 5										64	99		
		1 2 3 4 5										65	100		
		1 2 3 4 5										66	101		
		1 2 3 4 5										67	102		
		1 2 3 4 5										68	103		
		1 2 3 4 5										69	104		
		1 2 3 4 5										70	105		
		TIME-OUTS FULL 1/30 SEC. 1 2 3 1 7	TOTALS		4	18	16	49	FINAL						

KEN ORMEROD Date: _____



Date: _____

Time: _____

Game: _____

MEMORIAL TIP-OFF



Date: 12-19-12

Time: 3pm

Game: 8



Date: _____

Time: _____

Game: _____

HOME: <u>D'youville</u> (black)			TEAM FOULS					TEAM FOULS					Running Score				
			<u>X</u> <u>Z</u> <u>B</u> <u>A</u> <u>S</u> <u>6</u> <u>7</u> <u>8</u> <u>9</u> <u>10</u>					<u>X</u> <u>Z</u> <u>B</u> <u>A</u> <u>S</u> <u>6</u> <u>7</u> <u>8</u> <u>9</u> <u>10</u>									
			FIRST HALF					SECOND HALF									
NO.	POS.	Pers. Fouls	First Quarter	Second Quarter	Third Quarter	Fourth Quarter	1	2	3	4	5	6	7	8	9	10	
10		<u>12345</u> <u>PRESTON JOHNSON</u>															
12		<u>XZ345</u> <u>JAMES AGYEMAN</u>	3	2	2												
15		<u>12345</u> <u>JEROME SIMPSON</u>	••														
23		<u>12345</u> <u>JOSIAH RILEY</u>	2	••••													
24		<u>X2345</u> <u>Abed Emran</u>	3	33													
25		<u>X2345</u> <u>Addy Ogunye</u>	2		222												
32		<u>XZ345</u> <u>Eddy Ejim</u>		••	2												
33		<u>XZ345</u> <u>Rayon Miller</u>		••													
34		<u>12345</u> <u>Harim Agbo</u>															
35		<u>X2345</u> <u>Ranique McFarlane</u> ²															
44		<u>12345</u> <u>Ayo Joseph</u>															
45		<u>12345</u> <u>Ovie Eyamaro</u>															
55		<u>X2345</u> <u>BRANDON GOIN BAILEY</u>															
11		<u>12345</u> <u>Emmanuel Nkitch</u>															
22		<u>12345</u> <u>Christian Gould</u>															
		<u>12345</u>															
TIME-OUTS FULL 1/30 SEC. X23 X2			TOTALS				14	17	10								
												FINAL					

VISITORS: <u>CATHEDRAL</u> (white)			TEAM FOULS					TEAM FOULS					Running Score				
			<u>X</u> <u>Z</u> <u>B</u> <u>A</u> <u>S</u> <u>6</u> <u>7</u> <u>8</u> <u>9</u> <u>10</u>					<u>X</u> <u>Z</u> <u>B</u> <u>A</u> <u>S</u> <u>6</u> <u>7</u> <u>8</u> <u>9</u> <u>10</u>									
			FIRST HALF					SECOND HALF									
NO.	POS.	Pers. Fouls	First Quarter	Second Quarter	Third Quarter	Fourth Quarter	1	2	3	4	5	6	7	8	9	10	
3		<u>12345</u> <u>Brahim Koullamallah</u>															
11		<u>12345</u> <u>Drini Popaj</u>															
13		<u>12345</u> <u>Mahamat Abakar</u>															
15		<u>12345</u> <u>Jaelin Bailey</u>	2••22	2													
21		<u>XZ345</u> <u>Shamar Mensah Adjetejey</u>	••	2	2												
22		<u>XZ345</u> <u>Braedon Brown</u>		••	23												
23		<u>12345</u> <u>Cameron Ewan</u>															
24		<u>XZ345</u> <u>Dylan Millar</u>			2												
25		<u>X2345</u> <u>Delmar Page</u>	33														
31		<u>12345</u> <u>Bryce Millar</u>															
33		<u>XZ345</u> <u>Karceem Collins Samuel</u>															
43		<u>12345</u> <u>Jack Irving Peckham</u>															
55		<u>12345</u> <u>Isaih Gordon</u>															
		<u>12345</u>															
		<u>12345</u>															
		<u>12345</u>															
TIME-OUTS FULL 1/30 SEC. 123 12			TOTALS				15	5	9								
												FINAL					

KEN ORMEROD

Date: 12-19-12

Time: 7:30 PM

Game: 12



Date: 12-19-12

Time: 7:30 AM

Game: 12



Date: _____

Time: _____

Game: _____

HOME: LOYOLA

NO.	POS.	Pers. Fouls	TEAM FOULS										TEAM FOULS				Running Score			
			FIRST HALF					SECOND HALF					FIRST HALF		SECOND HALF		1	71		
			1	2	3	4	5	6	7	8	9	10	1	2	3	4			1	2
1		<u>1 2 3 4 5</u> SPENCER MARION																	36	71
3		<u>1 2 3 4 5</u> MATT SANTOS																	37	72
4		<u>1 2 3 4 5</u> SEBASTIAN RUSCICA																	38	73
5		<u>1 2 3 4 5</u> ADAM BRAUNSTEIN																	39	74
11		<u>1 2 3 4 5</u> SEAN STEWART																	40	75
21		<u>1 2 3 4 5</u> TRENTON FORD																	41	76
22		<u>1 2 3 4 5</u> CHRISTIAN CRITELLI																	42	77
23		<u>1 2 3 4 5</u> LAKE BABIC																	43	78
24		<u>1 2 3 4 5</u> AMAN ARI																	44	79
32		<u>1 2 3 4 5</u> OLIVER MCMAYONI																	45	80
33		<u>1 2 3 4 5</u> DARYL JEAN																	46	81
50		<u>1 2 3 4 5</u> SCOTT DOCHERTY																	47	82
55		<u>1 2 3 4 5</u> ROSS PERRI																	48	83
		<u>1 2 3 4 5</u>																	49	84
		<u>1 2 3 4 5</u>																	50	85
		<u>1 2 3 4 5</u>																	51	86
		<u>1 2 3 4 5</u>																	52	87
		<u>1 2 3 4 5</u>																	53	88
		<u>1 2 3 4 5</u>																	54	89
		<u>1 2 3 4 5</u>																	55	90
		<u>1 2 3 4 5</u>																	56	91
		<u>1 2 3 4 5</u>																	57	92
		<u>1 2 3 4 5</u>																	58	93
		<u>1 2 3 4 5</u>																	59	94
		<u>1 2 3 4 5</u>																	60	95
		<u>1 2 3 4 5</u>																	61	96
		<u>1 2 3 4 5</u>																	62	97
		<u>1 2 3 4 5</u>																	63	98
		<u>1 2 3 4 5</u>																	64	99
		<u>1 2 3 4 5</u>																	65	100
		<u>1 2 3 4 5</u>																	66	101
		<u>1 2 3 4 5</u>																	67	102
		<u>1 2 3 4 5</u>																	68	103
		<u>1 2 3 4 5</u>																	69	104
		<u>1 2 3 4 5</u>																	70	105
		<u>1 2 3 4 5</u>																	71	106
		<u>1 2 3 4 5</u>																	72	107
		<u>1 2 3 4 5</u>																	73	108
		<u>1 2 3 4 5</u>																	74	109
		<u>1 2 3 4 5</u>																	75	110
		<u>1 2 3 4 5</u>																	76	111
		<u>1 2 3 4 5</u>																	77	112
		<u>1 2 3 4 5</u>																	78	113
		<u>1 2 3 4 5</u>																	79	114
		<u>1 2 3 4 5</u>																	80	115
		<u>1 2 3 4 5</u>																	81	116
		<u>1 2 3 4 5</u>																	82	117
		<u>1 2 3 4 5</u>																	83	118
		<u>1 2 3 4 5</u>																	84	119
		<u>1 2 3 4 5</u>																	85	120
		<u>1 2 3 4 5</u>																	86	121
		<u>1 2 3 4 5</u>																	87	122
		<u>1 2 3 4 5</u>																	88	123
		<u>1 2 3 4 5</u>																	89	124
		<u>1 2 3 4 5</u>																	90	125
		<u>1 2 3 4 5</u>																	91	126
		<u>1 2 3 4 5</u>																	92	127
		<u>1 2 3 4 5</u>																	93	128
		<u>1 2 3 4 5</u>																	94	129
		<u>1 2 3 4 5</u>																	95	130
		<u>1 2 3 4 5</u>																	96	131
		<u>1 2 3 4 5</u>																	97	132
		<u>1 2 3 4 5</u>																	98	133
		<u>1 2 3 4 5</u>																	99	134
		<u>1 2 3 4 5</u>																	100	135
		<u>1 2 3 4 5</u>																	101	136
		<u>1 2 3 4 5</u>																	102	137
		<u>1 2 3 4 5</u>																	103	138
		<u>1 2 3 4 5</u>																	104	139
		<u>1 2 3 4 5</u>																	105	140
		<u>1 2 3 4 5</u>																	106	141
		<u>1 2 3 4 5</u>																	107	142
		<u>1 2 3 4 5</u>																	108	143
		<u>1 2 3 4 5</u>																	109	144
		<u>1 2 3 4 5</u>																	110	145
		<u>1 2 3 4 5</u>																	111	146
		<u>1 2 3 4 5</u>																	112	147
		<u>1 2 3 4 5</u>																	113	148
		<u>1 2 3 4 5</u>																	114	149
		<u>1 2 3 4 5</u>																	115	150
		<u>1 2 3 4 5</u>																	116	151
		<u>1 2 3 4 5</u>																	117	152
		<u>1 2 3 4 5</u>																	118	153
		<u>1 2 3 4 5</u>																	119	154
		<u>1 2 3 4 5</u>																	120	155
		<u>1 2 3 4 5</u>																	121	156
		<u>1 2 3 4 5</u>																	122	157
		<u>1 2 3 4 5</u>																	123	158
		<u>1 2 3 4 5</u>																	124	159
		<u>1 2 3 4 5</u>																	125	160
		<u>1 2 3 4 5</u>																	126	161
		<u>1 2 3 4 5</u>																	127	162
		<u>1 2 3 4 5</u>																	128	163
		<u>1 2 3 4 5</u>																	129	164
		<u>1 2 3 4 5</u>																	130	165
		<u>1 2 3 4 5</u>																		

White ball

SEMI-FINAL

KEN ORMEROD

Date: _____



Time: _____

Game: _____


MEMORIAL TIP-OFF



Date: 12-19-12

Time: 7:30 PM

Game: 13



Date: _____

Time: _____

Game: _____

HOME: HOLY TRINITY			TEAM FOULS				TEAM FOULS				Running Score		
			1	2	3	4	1	2	3	4			
			FIRST HALF				SECOND HALF						
NO.	POS.	Pers. Fouls	First Quarter	Second Quarter	Third Quarter	Fourth Quarter	1	2	3	4	5	6	
1		1 2 3 4 5 Matt GERONIMO											
2		1 2 3 4 5 Nolan MACKENZIE	1 3 2 0		2 0 2 2		17						
3		1 2 3 4 5 Evan O'DELL				2	2						
4		1 2 3 4 5 Trevon McNEIL	1 3 2	2	2 3 0 0 3 2	3 2	24						
5		1 2 3 4 5 Regis IVANIUKAS		2 0		2	5						
10		1 2 3 4 5 Omade QADERI	1				1						
11		1 2 3 4 5 Perry BILLARD		2			2						
13		1 2 3 4 5 Nick ERNEST	2	2 2		2	8						
15		1 2 3 4 5 Lucas ORLITA											
21		1 2 3 4 5 Chris SMITH											
24		1 2 3 4 5 Nickolas SINGH											
32		1 2 3 4 5 Jamal FISHER		2			2						
33		1 2 3 4 5 Kristijan PETROVIC											
		1 2 3 4 5											
		1 2 3 4 5											
		1 2 3 4 5											
TIME-OUTS FULL 130 SEC. 1 2 3 4 5			TOTALS				16	13	22				
											68		
											FINAL		

VISITORS: BISHOP MacDONELL			TEAM FOULS				TEAM FOULS				Running Score		
			1	2	3	4	1	2	3	4			
			FIRST HALF				SECOND HALF						
NO.	POS.	Pers. Fouls	First Quarter	Second Quarter	Third Quarter	Fourth Quarter	1	2	3	4	5	6	
5		1 2 3 4 5 Jesse KENDALL	3 3	3		9							
11		1 2 3 4 5 Adam MacEACHERN		3		3							
13		1 2 3 4 5 Lucas DiPIERI											
14		1 2 3 4 5 Adam MORRIS											
20		1 2 3 4 5 Walt OLSON											
21		1 2 3 4 5 Ben MORRIS	3	3 3	3 2	14							
23		1 2 3 4 5 Michael COANSON			:	:	4						
24		1 2 3 4 5 Owen BROMBAL	2 3			5							
32		1 2 3 4 5 Mitchell WOOD	2 2 3	2 2 2	0 0	15							
33		1 2 3 4 5 Eric FORESTER											
40		1 2 3 4 5 Sean YOUNG											
42		1 2 3 4 5 Matthew BUTTS											
		1 2 3 4 5											
		1 2 3 4 5											
		1 2 3 4 5											
TIME-OUTS FULL 130 SEC. 1 2 3 4 5			TOTALS				21	18	9				
											55		
											FINAL		

ROACH-TOWLER FINAL

KEN ORMEROD Date: _____



Date: _____

Time: _____

Game: _____



Date: 12-20-12

Time: 1:30 PM

Game: 16



Date: _____


Time: _____

Game: _____

HOME: ST. MARY'S (white)			TEAM FOULS					TEAM FOULS					Running Score		
			1	2	3	4	5	1	2	3	4	5			
			FIRST HALF					SECOND HALF							
NO.	POS.	Pers. Fouls	First Quarter		Second Quarter		Third Quarter		Fourth Quarter			1	2	3	
4	✓	1 2345 Eric DUONG										1	2	3	
11		12345 Efosa AOBONZE										4	5	6	
12	✓	1 2345 Nathan REILLY	2		0		2		0	0	5	7	8	9	
13	✓	1 2345 Jermaine Lyle			2	2					4	10	11	12	
20		12345 Avery SUTTON										13	14	15	
21		1 2345 Tyrick THOMPSON	2	0	2	2	2	2	2	2	18	16	17	18	
22		1 2345 Tyler HERGOTT			2	0	0	2			7	19	20	21	
24		12345 Jamari STEVENSON										22	23	24	
32	✓	12345 Tesloth SIMON	2	3	0	0	2	3	2	2	23	25	26	27	
35		12345 Mike ZENDIE										28	29	30	
40	✓	12345 Jeremy CRESSWELL										31	32	33	
45		12345 Bronson BOUTHELLO										34	35	36	
45		12345 Feden KIDANE										37	38	39	
		12345										40	41	42	
		12345										43	44	45	
		12345										46	47	48	
		12345										49	50	51	
		12345										52	53	54	
		12345										55	56	57	
		12345										58	59	60	
		12345										61	62	63	
		12345										64	65	66	
		12345										67	68	69	
		12345										70	71	72	
		12345										73	74	75	
		12345										76	77	78	
		12345										79	80	81	
		12345										82	83	84	
		12345										85	86	87	
		12345										88	89	90	
		12345										91	92	93	
		12345										94	95	96	
		12345										97	98	99	
		12345										100	101	102	
		12345										103	104	105	
		12345										106	107	108	
		12345										109	110	111	
		12345										112	113	114	
		12345										115	116	117	
		12345										118	119	120	
		12345										121	122	123	
		12345										124	125	126	
		12345										127	128	129	
		12345										130	131	132	
		12345										133	134	135	
		12345										136	137	138	
		12345										139	140	141	
		12345										142	143	144	
		12345										145	146	147	
		12345										148	149	150	
		12345										151	152	153	
		12345										154	155	156	
		12345										157	158	159	
		12345										160	161	162	
		12345										163	164	165	
		12345										166	167	168	
		12345										169	170	171	
		12345										172	173	174	
		12345										175	176	177	
		12345										178	179	180	
		12345										181	182	183	
		12345										184	185	186	
		12345										187	188	189	
		12345										190	191	192	
		12345										193	194	195	
		12345										196	197	198	
		12345										199	200	201	
		12345										202	203	204	
		12345										205	206	207	
		12345										208	209	210	
		12345										211	212	213	
		12345										214	215	216	
		12345										217	218	219	
		12345										220	221	222	
		12345										223	224	225	
		12345										226	227	228	
		12345										229	230	231	
		12345										232	233	234	
		12345										235	236	237	
		12345										238	239	240	
		12345										241	242	243	
		12345										244	245	246	
		12345										247	248	249	
		12345										250	251	252	
		12345										253	254	255	
		12345										256	257	258	
		12345										259	260	261	
		12345										262	263	264	
		12345										265	266	267	
		12345										268	269	270	
		12345										271	272	273	
		12345										274	275	276	
		12345										277	278	279	
		12345										280	281	282	
		12345										283	284	285	
		12345										286	287	288	
		12345										289	290	291	
		12345										292	293	294	
		12345										295	296	297	
		12345										298	299	300	
		12345										301	302	303	
		12345										304	305	306	
		12345										307	308	309	
		12345										310	311	312	
		12345										313	314	315	
		12345										316	317	318	
		12345										319	320	321	
		12345										322	323	324	
		12345										325	326	327	
		12345										328	329	330	
		12345										331	332	333	
		12345										334	335	336	
		12345										337	338	339	
		12345										340	341	342	
		12345										343	344	345	
		12345										346	347	348	
		12345										349	350	351	
		12345										352	353	354	
		12345										355	356	357	
		12345										358	359	360	
		12345										361	362	363	
		12345										364	365	366	
		12345										367	368	369	
		12345										370	371	372	
		12345										373	374	375	
		12345										376	377	378	
		12345										379	380	381	
		12345										382	383	384	
		12345										385	386	387	
		12345										388	389	390	
		12345										391	3		

Joe Raso FINAL

KEN ORMEROD Date: _____



Time: _____
Game: _____



Date: 12-20-12
Time: 4:30 pm
Game: 18



Date: _____
Time: _____
Game: _____

MEMORIAL TIP-OFF


HOME: LOYOLA (white)			TEAM FOULS					TEAM FOULS					Running Score		
			1 2 3 4 5 6 7 8 9 10					1 2 3 4 5 6 7 8 9 10							
			FIRST HALF					SECOND HALF							
NO.	POS.	Pers. Fouls	First Quarter		Second Quarter		Third Quarter		Fourth Quarter		1	2	3		
1		12345 Spencer MARION			2					2			36	71	
3	✓	12345 Matt SANTOS						2		2 0 2			7	72	
4		12345 Sebastien RISLICA												73	
5	✓	12345 Adam BRAUNSTEIN			2			2		2			6	74	
11	✓	12345 Sean STEWART						2		2			4	75	
21		12345 Spencer FORD	2 0 0					0 0 0 0					7	76	
22		12345 Cristian CRITELLI												77	
23	✓	12345 Jake BABIC	2 2		2 2 0			3		2 0 0 2			16	78	
24		12345 Aman ARI												79	
33	✓	12345 Daryl JEAN			2 2					2 2			8	80	
44		12345 Stefan RAJACIC												81	
50		12345 Scott DOHERTY												82	
55		12345 Ross PERRI												83	
32		12345 olver McMayoni	2					3					5	84	
		12345												85	
		12345												86	
		12345												87	
		12345												88	
		12345												89	
		12345												90	
		12345												91	
		12345												92	
		12345												93	
		12345												94	
		12345												95	
		12345												96	
		12345												97	
		12345												98	
		12345												99	
		12345												100	
		12345												101	
		12345												102	
		12345												103	
		12345												104	
		12345												105	
TIME-OUTS FULL / 20 SEC. 3 2			TOTALS			10	12	11	16	53	FINAL				

VISITORS: A.C.M.T. (black)			TEAM FOULS					TEAM FOULS					Running Score		
			1 2 3 4 5 6 7 8 9 10					1 2 3 4 5 6 7 8 9 10							
			FIRST HALF					SECOND HALF							
NO.	POS.	Pers. Fouls	First Quarter		Second Quarter		Third Quarter		Fourth Quarter		1	2	3		
3	✓	12345 Hammad NESSEK	2 2					2 2 3 3		2 2			18	71	
4		12345 Nickan SAHLOUBEY	3		3 3 3			3		3 3			2 1	72	
5		12345 Moussa RANGINA												73	
12	✓	12345 Emmanuel MUKUNA	2		2 2			2 2					10	74	
13		12345 Gaddiel KIENANSATUKO												75	
14		12345 Gad NTHON												76	
15	✓	12345 Junior MOAKU						2		0 0 3 2 0			8	77	
22		12345 Youssouf BECHIR												78	
23		12345 Saifoulave DIALLO												79	
24	✓	12345 Jean Victor MUKAMA	2 3		2			3		2			1 2	80	
33		12345 Denis KABIKA								2 0			3	81	
34	✓	12345 Levi MUKUNA												82	
32		12345 olver McMayoni												83	
		12345												84	
		12345												85	
		12345												86	
		12345												87	
		12345												88	
		12345												89	
		12345												90	
		12345												91	
		12345												92	
		12345												93	
		12345												94	
		12345												95	
		12345												96	
		12345												97	
		12345												98	
		12345												99	
		12345												100	
		12345												101	
		12345												102	
		12345												103	
		12345												104	
		12345												105	
TIME-OUTS FULL / 20 SEC. 1 2 3			TOTALS			14	15	19	27	72	FINAL				

Ken Ormerod Final

KEN ORMEROD Date: _____

Date: _____



Time: _____

Game: _____



Date: 12-20-12

Time: 6 PM

Game: 19



Date: _____

Time: _____

Game: _____

HOME: <u>CARDINAL NEWMAN</u>			TEAM FOULS					TEAM FOULS					Running Score				
			1	2	3	4	5	1	2	3	4	5					
			FIRST HALF					SECOND HALF									
NQ.	POS.	Pers. Fouls	First Quarter	Second Quarter	Third Quarter	Fourth Quarter	1	2	3	4	5	6	7	8	9	10	
3		<u>1</u> 2345 Markus ZEBB	2														
4		<u>1</u> 2345 Colin BAILEY															
10	✓	<u>1</u> 2345 Phillip GILLEN	222		2	22 ⁰⁰											
11	✓	<u>1</u> 2345 AJ MANGUERRA		33	3												
12		<u>1</u> 2345 Tyler BROWN	2	22													
13		<u>1</u> 2345 Juwon GOLDSON															
15	✓	<u>1</u> 2345 Luiggy MOQUETTE	2	00	2												
21	✓	<u>1</u> 2345 Daniel PETERMANN	22														
22	✓	<u>1</u> 2345 David McCULLOCH	2		32 ⁰	323											
23		<u>1</u> 2345 Manashe MUNJKA															
32		<u>1</u> 2345 Tyler DUGAY															
33		<u>1</u> 2345 Dimitri RACKAS	2		22	2											
34		<u>1</u> 2345 Jake MARQUETTE															
		<u>1</u> 2345															
		<u>1</u> 2345															
		<u>1</u> 2345															
TIME-OUTS FULL / 20 SEC. <u>23</u> / <u>2</u>			TOTALS				20	11	17	68	FINAL						

VISITORS: <u>BISHOP MacDONELL</u>			TEAM FOULS					TEAM FOULS					Running Score				
			1	2	3	4	5	1	2	3	4	5					
			FIRST HALF					SECOND HALF									
NQ.	POS.	Pers. Fouls	First Quarter	Second Quarter	Third Quarter	Fourth Quarter	1	2	3	4	5	6	7	8	9	10	
5	✓	<u>1</u> 2345 Jesse KENDALL	23 ⁰⁰														
11		<u>1</u> 2345 Adam MacEACHERN															
13		<u>1</u> 2345 Lucas DiPIERI															
14		<u>1</u> 2345 Adam MORRIS															
20	✓	<u>1</u> 2345 Walt OLSON		22													
21	✓	<u>1</u> 2345 Ben MORRIS	002														
23	✓	<u>1</u> 2345 Michael GANSON		2	222	2											
24		<u>1</u> 2345 Owen BROMBAL															
32	✓	<u>1</u> 2345 Mitchell WOOD	22	232	00	2 ⁰⁰											
33		<u>1</u> 2345 Eric FORESTER															
40		<u>1</u> 2345 Sean YOUNG		2													
42		<u>1</u> 2345 Matthew BUTTS															
		<u>1</u> 2345															
		<u>1</u> 2345															
		<u>1</u> 2345															
		<u>1</u> 2345															
TIME-OUTS FULL / 20 SEC. <u>123</u> / <u>2</u>			TOTALS				14	15	6	46	FINAL						

