

KEN ORMEROD MEMORIAL TIP-OFF
SALTFLEET SECONDARY

Date: _____
Time: _____
Game: _____



SALT
Date: 1-30-14
Time: 4pm
Game: 1



Date: _____
Time: _____
Game: _____

HOME: HAMILTON SALTFLEET			TEAM FOULS					TEAM FOULS					Running Score		
			X 2 3 4 5 6 7 8 9 10					Y 2 3 4 5 6 7 8 9 10							
			FIRST HALF					SECOND HALF							
NO.	POS.	Pers. Fouls	First Quarter		Second Quarter	Third Quarter		Fourth Quarter			1	2	3		
6		1 2 3 4 5 Kingsley Olsen			2						36	37	71		
7		1 2 3 4 5 Kelvan Van						3			38	39	72		
9		1 2 3 4 5 DARNELL CURTIN			2 2 0 0	2 2		(11)			40	41	73		
10		1 2 3 4 5 SAM CATTERSON 2.						2 0			42	43	74		
11		1 2 3 4 5 SAMAD KHAN 2									44	45	75		
12	10	X 2 3 4 5 BRETT PUTZIG 2									46	47	76		
13		X 2 3 4 5 Nicola Djogo 3 0				2		2 0 0 (11)			48	49	77		
15		1 2 3 4 5 Bennet Kerlew									50	51	78		
20		X 2 3 4 5 Woods Brown			2 2	2		3 (9)			52	53	79		
23		X 2 3 4 5 FOSTER BROWN						0 0			54	55	80		
24		X 2 3 4 5 SHANE SINGH									56	57	81		
33		1 2 3 4 5 NICK PETT				2 0 0 2		2 2 2 (12)			58	59	82		
		1 2 3 4 5									60	61	83		
		1 2 3 4 5									62	63	84		
		1 2 3 4 5									64	65	85		
		1 2 3 4 5									66	67	86		
		1 2 3 4 5									68	69	87		
		1 2 3 4 5									70	71	88		
		1 2 3 4 5									72	73	89		
		1 2 3 4 5									74	75	90		
		1 2 3 4 5									76	77	91		
		1 2 3 4 5									78	79	92		
		1 2 3 4 5									80	81	93		
		1 2 3 4 5									82	83	94		
		1 2 3 4 5									84	85	95		
		1 2 3 4 5									86	87	96		
		1 2 3 4 5									88	89	97		
		1 2 3 4 5									90	91	98		
		1 2 3 4 5									92	93	99		
		1 2 3 4 5									94	95	100		
		1 2 3 4 5									96	97	101		
		1 2 3 4 5									98	99	102		
		1 2 3 4 5									100	101	103		
		1 2 3 4 5									102	103	104		
		1 2 3 4 5									104	105	105		
		1 2 3 4 5									106	107	106		

TIME-OUTS
FULL / 20 SEC.
X 2 3 X 2

TOTALS

12 13 13 20/58

FINAL

VISITORS: BRANTFORD NORTH PARK			TEAM FOULS					TEAM FOULS					Running Score		
			X 2 3 4 5 6 7 8 9 10					Y 2 3 4 5 6 7 8 9 10							
			FIRST HALF					SECOND HALF							
NO.	POS.	Pers. Fouls	First Quarter		Second Quarter	Third Quarter		Fourth Quarter			1	2	3		
2		X 2 3 4 5 William McArthur									36	37	71		
10		1 2 3 4 5 NOAH KUNA									38	39	72		
11		1 2 3 4 5 DYSTAWN HODGES									40	41	73		
12		1 2 3 4 5 TYERR HODGES									42	43	74		
15		X 2 3 4 5 Andrew Silla 2				3 2		3 (10)			44	45	75		
20		1 2 3 4 5 Manraj Brar									46	47	76		
21		1 2 3 4 5 AK RAI									48	49	77		
22	4	X 2 3 4 5 MATT MINUTILLO 2 0 0				2 3		5 2 3 2 (19)			50	51	78		
23		1 2 3 4 5 Jagtaj Matharoo									52	53	79		
30		1 2 3 4 5 RYAN TIMMS 2									54	55	80		
34		X 2 3 4 5 BRANDON JOHN 2			2 2						56	57	81		
44		1 2 3 4 5 MATT KRASON									58	59	82		
55		X 2 3 4 5 Jon Dulmage 2				2 2 3		2 (11)			60	61	83		
		1 2 3 4 5									62	63	84		
		1 2 3 4 5									64	65	85		
		1 2 3 4 5									66	67	86		
		1 2 3 4 5									68	69	87		
		1 2 3 4 5									70	71	88		
		1 2 3 4 5									72	73	89		
		1 2 3 4 5									74	75	90		
		1 2 3 4 5									76	77	91		
		1 2 3 4 5									78	79	92		
		1 2 3 4 5									80	81	93		
		1 2 3 4 5									82	83	94		
		1 2 3 4 5									84	85	95		
		1 2 3 4 5									86	87	96		
		1 2 3 4 5									88	89	97		
		1 2 3 4 5									90	91	98		
		1 2 3 4 5									92	93	99		
		1 2 3 4 5									94	95	100		
		1 2 3 4 5									96	97	101		
		1 2 3 4 5									98	99	102		
		1 2 3 4 5									100	101	103		
		1 2 3 4 5									102	103	104		
		1 2 3 4 5									104	105	105		
		1 2 3 4 5									106	107	106		

TIME-OUTS
FULL / 20 SEC.
X 2 3 X 2


TOTALS

12 4 17 15/48

FINAL

KEN ORMEROD

Date: _____



Time: _____

Game: _____

MEMORIAL TIP-OFF



SALT Date: 1-30-14

Time: 5:30

Game: 2



Date: _____

Time: _____

Game: _____

HOME: Kitchener (white) ST. MARY'S			TEAM FOULS				TEAM FOULS				Running Score			
			FIRST HALF				SECOND HALF							
NO.	POS.	Pers. Fouls	1	2	3	4	5	6	7	8	9	10	1	2
			First Quarter	Second Quarter	Third Quarter	Fourth Quarter					1	2	36	71
10		12345 HEANOK ABARA									00		36	71
11		12345 THIJEN SIMON							3		2		37	72
12		12345 NATHAN RILEY 22											38	73
13		12345 ELOSA AGBONZE											39	74
20		12345 AVERY SUTTON						32					40	75
21		12345 TY THOMPSON 2		22				2000				(10)	41	76
22	H	12345 JERMAINE LYLE											42	77
30		12345 JAMARI STEPHENSON								2300			43	78
32	3	12345 TESLOTH SIMON 22	22	23	32323			22	200			(38)	44	79
34		12345 TYLER HERGOTT						2		2			45	80
42	H	12345 BRANSON BOTELHO											46	81
4		12345 TONY MOI											47	82
		12345											48	83
		12345											49	84
		12345											50	85
		12345											51	86
		12345											52	87
		12345											53	88
		12345											54	89
		12345											55	90
		12345											56	91
		12345											57	92
		12345											58	93
		12345											59	94
		12345											60	95
		12345											61	96
		12345											62	97
		12345											63	98
		12345											64	99
		12345											65	100
		12345											66	101
		12345											67	102
		12345											68	103
		12345											69	104
		12345											70	105
TIME-OUTS FULL / 20 SEC. 1 2 3 1 2			TOTALS				22	22	29	77	FINAL			

VISITORS: OAKVILLE (red) LOYOLA			TEAM FOULS				TEAM FOULS				Running Score					
			FIRST HALF				SECOND HALF									
NO.	POS.	Pers. Fouls	1	2	3	4	5	6	7	8	9	10	1	2		
			First Quarter	Second Quarter	Third Quarter	Fourth Quarter					1	2	36	71		
1		12345 SPENCE MARION											36	71		
3		12345 JOHAN KHAN											37	72		
4		12345 KEN KIOBOLA											38	73		
5		12345 ROSS PERRI 22		2				2				2	(10)	39	74	
11		12345 SEAN STEWART 2										7	(10)	40	75	
21	H	12345 TRENTON FORD 22												41	76	
22		12345 CHRISTIAN CRITELLI 2								22				42	77	
23		12345 SEB RUSCICA												43	78	
24	3	12345 AMRAN ARI												44	79	
32		12345 ALEC TRAYNOR							2					45	80	
33		12345 DARYL JEAN 22								2			2	(12)	46	81
50	FP	12345 STEFAN RAJACIC											200	47	82	
		12345												48	83	
		12345												49	84	
		12345												50	85	
		12345												51	86	
		12345												52	87	
		12345												53	88	
		12345												54	89	
		12345												55	90	
		12345												56	91	
		12345												57	92	
		12345												58	93	
		12345												59	94	
		12345												60	95	
		12345												61	96	
		12345												62	97	
		12345												63	98	
		12345												64	99	
		12345												65	100	
		12345												66	101	
		12345												67	102	
		12345												68	103	
		12345												69	104	
		12345												70	105	
TIME-OUTS FULL / 20 SEC. X 2 3 X 7			TOTALS				11	18	9	48	FINAL					

KEN ORMEROD Date: _____



Date: _____
Time: _____
Game: _____



SALT
Date: 1-30-14
Time: 7pm
Game: 3



Date: _____
Time: _____
Game: _____

HOME: OAKVILLE (Black)
Holy TRINITY

NO.	POS.	Pers. Fouls	TEAM FOULS				Running Score	
			FIRST HALF		SECOND HALF			
			First Quarter	Second Quarter	Third Quarter	Fourth Quarter		
1		XXXX Chris Hankins		0	2	0000	36	
2		<u>12345</u> ETINOSA EQUAVOEN					37	
3		<u>12345</u> Nigel Goodridge					38	
4		XXXX Jerome mugambi					39	
5		XXXX Lucas ORLITA 323			22	223 (19)	40	
11		<u>12345</u> Dillon Rudman					41	
13		XXXX Nick Ernest		2000	0022	220 (12)	42	
15		XXXX Evan O'Dell			2		43	
21		XXXX Chris Smith				0	44	
22		XXXX Evan Vannier					45	
24		XXXX Shamiel Stevenson 2		22			46	
32		XXXX Jamal Fisher		3	22		47	
33		XXXX Ignas Brazdekis 2		2	223	3 (14)	48	
		<u>12345</u>					49	
		<u>12345</u>					50	
		<u>12345</u>					51	
TIME-OUTS FULL / 20 SEC.			TOTALS					52
XXXX 3 12			12	14	26	14 / 64	53	
						FINAL	54	
							55	
							56	
							57	
							58	
							59	
							60	
							61	
							62	
							63	
							64	
							65	
							66	
							67	
							68	
							69	
							70	
							71	
							72	
							73	
							74	
							75	
							76	
							77	
							78	
							79	
							80	
							81	
							82	
							83	
							84	
							85	
							86	
							87	
							88	
							89	
							90	
							91	
							92	
							93	
							94	
							95	
							96	
							97	
							98	
							99	
							100	
							101	
							102	
							103	
							104	
							105	

VISITORS: CHATHAM
Kent (white)

NO.	POS.	Pers. Fouls	TEAM FOULS				Running Score	
			FIRST HALF		SECOND HALF			
			First Quarter	Second Quarter	Third Quarter	Fourth Quarter		
3		XXXX Jake Lindley 00			00		36	
4		XXXX Joel BARWICK					37	
5		XXXX GRIFF M TAVISH					38	
10		XXXX Rick An 002		002			39	
11		XXXX Nick Ladd		2200			40	
12		XXXX Ian Smart		32	00	0	41	
21		<u>12345</u> Joe Turner				0000	42	
22		XXXX Marley Blombers		0000	2	2 7	43	
23		<u>12345</u> Dan Allman					44	
31		<u>12345</u> Isaiah Wright				0000	45	
32		XXXX Raymond DINH					46	
33		XXXX Lee KUCERA					47	
51		<u>12345</u> Mihai BRANZAN					48	
52		<u>12345</u> CARTER WOOD					49	
		<u>12345</u>					50	
		<u>12345</u>					51	
TIME-OUTS FULL / 20 SEC.			TOTALS					52
XXXX 2 14			2	14	4	3 1	53	
						FINAL	54	
							55	
							56	
							57	
							58	
							59	
							60	
							61	
							62	
							63	
							64	
							65	
							66	
							67	
							68	
							69	
							70	
							71	
							72	
							73	
							74	
							75	
							76	
							77	
							78	
							79	
							80	
							81	
							82	
							83	
							84	
							85	
							86	
							87	
							88	
							89	
							90	
							91	
							92	
							93	
							94	
							95	
							96	
							97	
							98	
							99	
							100	
							101	
							102	
							103	
							104	
							105	

KEN ORMEROD Date: _____
 Time: _____
 Game: _____



Glen
 Date: 1-30-14
 Time: 7pm
 Game: 4



Date: _____
 Time: _____
 Game: _____

MEMORIAL TIP-OFF

HOME: <i>Hamilton Westmount</i>			TEAM FOULS					TEAM FOULS					Running Score		
			<i>1 2 3 4 5 6 7 8 9 10</i>					<i>1 2 3 4 5 6 7 8 9 10</i>							
			FIRST HALF					SECOND HALF							
NO.	POS.	Pers. Fouls	First Quarter		Second Quarter			Third Quarter		Fourth Quarter					
<i>2</i>		<i>1 2 3 4 5 Nem IIIC</i>	<i>23</i>					<i>33</i>		<i>(11)</i>			<i>1</i>	<i>36</i>	<i>71</i>
<i>3</i>		<i>1 2 3 4 5 MATT FLIS</i>											<i>2</i>	<i>37</i>	<i>72</i>
<i>4</i>		<i>1 2 3 4 5 Amanjot NANNAR</i>	<i>2</i>		<i>2</i>					<i>23</i>			<i>3</i>	<i>38</i>	<i>73</i>
<i>5</i>		<i>1 2 3 4 5 Kyle DATZKIW</i>											<i>4</i>	<i>39</i>	<i>74</i>
<i>10</i>		<i>1 2 3 4 5 JAS Singh</i>	<i>223</i>		<i>00</i>			<i>00</i>		<i>3</i>			<i>5</i>	<i>40</i>	<i>75</i>
<i>11</i>		<i>1 2 3 4 5 DAVID McDowell</i>								<i>2</i>			<i>6</i>	<i>41</i>	<i>76</i>
<i>13</i>		<i>1 2 3 4 5 MARCUS Wu</i>											<i>7</i>	<i>42</i>	<i>77</i>
<i>15</i>		<i>1 2 3 4 5 ANTHONY HAGOPIAN</i>						<i>2</i>					<i>8</i>	<i>43</i>	<i>78</i>
<i>23</i>		<i>1 2 3 4 5 Cam Kapteyn</i>											<i>9</i>	<i>44</i>	<i>79</i>
<i>24</i>		<i>1 2 3 4 5 Fawd Mohamed</i>											<i>10</i>	<i>45</i>	<i>80</i>
<i>25</i>		<i>1 2 3 4 5 Justin Lenters</i>			<i>2</i>			<i>222</i>					<i>11</i>	<i>46</i>	<i>81</i>
<i>34</i>		<i>1 2 3 4 5 Arham Shaw</i>											<i>12</i>	<i>47</i>	<i>82</i>
<i>35</i>		<i>1 2 3 4 5 Levi Tyrell</i>	<i>2</i>		<i>22</i>			<i>2</i>		<i>2000</i>			<i>13</i>	<i>48</i>	<i>83</i>
<i>23</i>		<i>1 2 3 4 5 ZACH PLAUSINI</i>								<i>000</i>			<i>14</i>	<i>49</i>	<i>84</i>
		<i>1 2 3 4 5</i>								<i>(57)</i>			<i>15</i>	<i>50</i>	<i>85</i>
		<i>1 2 3 4 5</i>											<i>16</i>	<i>51</i>	<i>86</i>
TIME-OUTS													<i>17</i>	<i>52</i>	<i>87</i>
FULL / 20 SEC.													<i>18</i>	<i>53</i>	<i>88</i>
<i>1/2 3 1/2</i>													<i>19</i>	<i>54</i>	<i>89</i>
TOTALS			<i>16</i>		<i>9</i>			<i>17</i>		<i>15</i>			<i>20</i>	<i>55</i>	<i>90</i>
										FINAL			<i>21</i>	<i>56</i>	<i>91</i>
													<i>22</i>	<i>57</i>	<i>92</i>
													<i>23</i>	<i>58</i>	<i>93</i>
													<i>24</i>	<i>59</i>	<i>94</i>
													<i>25</i>	<i>60</i>	<i>95</i>
													<i>26</i>	<i>61</i>	<i>96</i>
													<i>27</i>	<i>62</i>	<i>97</i>
													<i>28</i>	<i>63</i>	<i>98</i>
													<i>29</i>	<i>64</i>	<i>99</i>
													<i>30</i>	<i>65</i>	<i>100</i>
													<i>31</i>	<i>66</i>	<i>101</i>
													<i>32</i>	<i>67</i>	<i>102</i>
													<i>33</i>	<i>68</i>	<i>103</i>
													<i>34</i>	<i>69</i>	<i>104</i>
													<i>35</i>	<i>70</i>	<i>105</i>

VISITORS: <i>Burlington Nelson</i>			TEAM FOULS					TEAM FOULS					Running Score		
			<i>1 2 3 4 5 6 7 8 9 10</i>					<i>1 2 3 4 5 6 7 8 9 10</i>							
			FIRST HALF					SECOND HALF							
NO.	POS.	Pers. Fouls	First Quarter		Second Quarter			Third Quarter		Fourth Quarter					
<i>3</i>		<i>1 2 3 4 5 DANTE DUNCAN</i>	<i>23</i>		<i>3</i>					<i>2</i>			<i>1</i>	<i>36</i>	<i>71</i>
<i>4</i>		<i>1 2 3 4 5 TEAZ UDDIN</i>								<i>00</i>			<i>2</i>	<i>37</i>	<i>72</i>
<i>5</i>		<i>1 2 3 4 5 JORDAN SOBOT</i>	<i>30000</i>		<i>22</i>			<i>30</i>		<i>3</i>			<i>3</i>	<i>38</i>	<i>73</i>
<i>10</i>		<i>1 2 3 4 5 Filip VUJADINOVIC</i>	<i>22220</i>		<i>00</i>			<i>222222</i>		<i>(20)</i>			<i>4</i>	<i>39</i>	<i>74</i>
<i>11</i>		<i>1 2 3 4 5 CHRISTIAN BOIN</i>											<i>5</i>	<i>40</i>	<i>75</i>
<i>12</i>		<i>1 2 3 4 5 Kyle ROTTERMAN</i>			<i>3</i>			<i>200</i>					<i>6</i>	<i>41</i>	<i>76</i>
<i>15</i>		<i>1 2 3 4 5 CHRIS NYULI</i>											<i>7</i>	<i>42</i>	<i>77</i>
<i>21</i>		<i>1 2 3 4 5 John ANDERSON</i>											<i>8</i>	<i>43</i>	<i>78</i>
<i>22</i>		<i>1 2 3 4 5 NORI RALTSIDIS</i>								<i>22232</i>			<i>9</i>	<i>44</i>	<i>79</i>
<i>24</i>		<i>1 2 3 4 5 Cole HENDERSON</i>											<i>10</i>	<i>45</i>	<i>80</i>
<i>25</i>		<i>1 2 3 4 5 Mitchell GOLDIE</i>											<i>11</i>	<i>46</i>	<i>81</i>
<i>32</i>		<i>1 2 3 4 5 Tyson DELIC</i>											<i>12</i>	<i>47</i>	<i>82</i>
<i>33</i>		<i>1 2 3 4 5 STEFAN DURIC</i>	<i>233</i>		<i>333</i>			<i>32</i>		<i>(16)</i>			<i>13</i>	<i>48</i>	<i>83</i>
<i>34</i>		<i>1 2 3 4 5 Josh BERG</i>								<i>002</i>			<i>14</i>	<i>49</i>	<i>84</i>
		<i>1 2 3 4 5</i>								<i>(84)</i>			<i>15</i>	<i>50</i>	<i>85</i>
		<i>1 2 3 4 5</i>											<i>16</i>	<i>51</i>	<i>86</i>
TIME-OUTS													<i>17</i>	<i>52</i>	<i>87</i>
FULL / 20 SEC.													<i>18</i>	<i>53</i>	<i>88</i>
<i>1 2 3 1/2</i>													<i>19</i>	<i>54</i>	<i>89</i>
TOTALS			<i>21</i>		<i>19</i>			<i>25</i>		<i>17</i>			<i>20</i>	<i>55</i>	<i>90</i>
													<i>21</i>	<i>56</i>	<i>91</i>
													<i>22</i>	<i>57</i>	<i>92</i>
													<i>23</i>	<i>58</i>	<i>93</i>
													<i>24</i>	<i>59</i>	<i>94</i>
													<i>25</i>	<i>60</i>	<i>95</i>
													<i>26</i>	<i>61</i>	<i>96</i>
													<i>27</i>	<i>62</i>	<i>97</i>
													<i>28</i>	<i>63</i>	<i>98</i>
													<i>29</i>	<i>64</i>	<i>99</i>
													<i>30</i>	<i>65</i>	<i>100</i>
													<i>31</i>	<i>66</i>	<i>101</i>
													<i>32</i>	<i>67</i>	<i>102</i>
													<i>33</i>	<i>68</i>	<i>103</i>
													<i>34</i>	<i>69</i>	<i>104</i>
													<i>35</i>	<i>70</i>	<i>105</i>

KEN ORMEROD



Date: _____

Time: _____

Game: _____



SALT
Date: 1-30-14
Time: 8:30pm
Game: 5



Date: _____

Time: _____

Game: _____

HOME: SAULT STE. MARIE KORAH			TEAM FOULS				TEAM FOULS				Running Score		
			X X X X X 6 7 8 9 10				X X X X X 6 7 8 9 10						
			FIRST HALF				SECOND HALF						
NO.	POS.	Per. Fouls	First Quarter	Second Quarter	Third Quarter	Fourth Quarter	1	2	3	4	5	6	
3		12345 TEVON WILLIAMS										71	
4		12345 NICK NICOLETTA										72	
10		12345 SAM IVEY		002		2						73	
11		X2345 ANTHONY IVEY 3	3	3	3	3	11					74	
12		12345 EVAN BODNAR		3								75	
13		X2345 PETER GREVE 2			32							76	
21		12345 EYTHAN HENSEN										77	
22		X2345 LIAM TRAIN										78	
24		X2345 ANTHONY TACOE		330	33	22	16					79	
32		X2345 LIAM BRECHIN 2										80	
34		12345 JONAH FOGG 2		222	22	222	19					81	
		12345										82	
		12345										83	
		12345										84	
		12345										85	
		12345										86	
		12345										87	
		12345										88	
		12345										89	
		12345										90	
		12345										91	
		12345										92	
		12345										93	
		12345										94	
		12345										95	
		12345										96	
		12345										97	
		12345										98	
		12345										99	
		12345										100	
		12345										101	
		12345										102	
		12345										103	
		12345										104	
		12345										105	
TIME-OUTS FULL / 20 SEC. X1.7 X2			TOTALS				9	20	18	64			
											FINAL		

VISITORS: Kitchener Cameron HTS.			TEAM FOULS				TEAM FOULS				Running Score		
			X X X X X 6 7 8 9 10				X X X X X 6 7 8 9 10						
			FIRST HALF				SECOND HALF						
NO.	POS.	Per. Fouls	First Quarter	Second Quarter	Third Quarter	Fourth Quarter	1	2	3	4	5	6	
1		12345 CALEB DEKKER										71	
2		X2345 NIKOLA FARKIC 220	220		0020	202	14					72	
3		12345 PRANAV GAVIRNERI										73	
4		X2345 GORDON ERKIC										74	
5		X2345 AFRAZ KHAN										75	
6		X2345 SASHA SIMIC 3	3	2322	22	2	18					76	
7		X2345 JACKIE DO		22								77	
8		X2345 JUNIOR BRADFORD										78	
9		X2345 VIK GJORGIEV										79	
10		12345 NIKOLA TRINIC										80	
11		X2345 IVAN CUCAK 22	22	00	2							81	
12		12345 VIAMIR DJURDJEVIC										82	
14		12345 NATHAN MEKASHA										83	
21		X2345 JASON THOMPSON										84	
22		X2345 YONATAN AHFEROM										85	
23		12345 CHRIS PHANSOUANH										86	
		12345										87	
		12345										88	
		12345										89	
		12345										90	
		12345										91	
		12345										92	
		12345										93	
		12345										94	
		12345										95	
		12345										96	
		12345										97	
		12345										98	
		12345										99	
		12345										100	
		12345										101	
		12345										102	
		12345										103	
		12345										104	
		12345										105	
TIME-OUTS FULL / 20 SEC. X1.3 X2			TOTALS				11	16	16	56			
											FINAL		

KEN ORMEROD

Date: _____



Time: _____

Game: _____



Date: 1-30-14

Time: 8:30pm

Game: #6



Date: _____

Time: _____


Game: _____

HOME: <u>HAMILTON CARDINAL NEWMAN</u>			TEAM FOULS					TEAM FOULS					Running Score																																		
			<u>1 2 3 4 5 6 7 8 9 10</u>					<u>1 2 3 4 5 6 7 8 9 10</u>																																							
			FIRST HALF					SECOND HALF																																							
NO.	POS.	Pers. Fouls	First Quarter	Second Quarter	Third Quarter	Fourth Quarter	1	2	3	4	5	6	7	8	9	10																															
3		<u>1 2 3 4 5</u> MARKUS ZEBA	3																																												
10		<u>1 2 3 4 5</u> MARKO GRAHOVAL		2			33			33	(14)																																				
11		<u>1 2 3 4 5</u> DARRIAN LINGER																																													
12		<u>1 2 3 4 5</u> TYLER BROWN	3 2 2	3 2	2						(14)																																				
15		<u>1 2 3 4 5</u> LUIGGY MAGUETTE																																													
21		<u>1 2 3 4 5</u> ANTHONY TORRISSEN	3																																												
22		<u>1 2 3 4 5</u> DAVID MCCULLOCH																																													
23		<u>1 2 3 4 5</u> MANASHE MUNEKA	*	0 0	0 0	2 0 0																																									
32		<u>1 2 3 4 5</u> JOSH NARDINI		2	3 2	3 3	(13)																																								
34		<u>1 2 3 4 5</u> JEFF BARADZIEJ	3		2																																										
		<u>1 2 3 4 5</u>																																													
		<u>1 2 3 4 5</u>																																													
		<u>1 2 3 4 5</u>																																													
		<u>1 2 3 4 5</u>																																													
		<u>1 2 3 4 5</u>																																													
		<u>1 2 3 4 5</u>																																													
		<u>1 2 3 4 5</u>									(57)																																				
		<u>1 2 3 4 5</u>																																													
		<u>1 2 3 4 5</u>																																													
TIME-OUTS FULL / 20 SEC. <u>2 3 1 2</u>			TOTALS				16	10	17	14	FINAL		36	37	38	39	40	41	42	43	44	45	46	47	48	49	50	51	52	53	54	55	56	57	58	59	60	61	62	63	64	65	66	67	68	69	70

VISITORS: <u>MILTON BISHOP READING</u>			TEAM FOULS					TEAM FOULS					Running Score																																		
			<u>1 2 3 4 5 6 7 8 9 10</u>					<u>1 2 3 4 5 6 7 8 9 10</u>																																							
			FIRST HALF					SECOND HALF																																							
NO.	POS.	Pers. Fouls	First Quarter	Second Quarter	Third Quarter	Fourth Quarter	1	2	3	4	5	6	7	8	9	10																															
2		<u>1 2 3 4 5</u> XAVIER OCHU		2								2 0 0																																			
3		<u>1 2 3 4 5</u> MANNY LEWIS																																													
5		<u>1 2 3 4 5</u> KOBE LOPEZ																																													
10		<u>1 2 3 4 5</u> TESHAWN SMIKLE	2																																												
12		<u>1 2 3 4 5</u> SAMEER JAMAL																																													
34		<u>1 2 3 4 5</u> PAWEŁ ANDONOVSKI																																													
15		<u>1 2 3 4 5</u> PAOLO TORRES	0 0 0 0	2	2 0																																										
20		<u>1 2 3 4 5</u> ADRIAN SCOTT																																													
21		<u>1 2 3 4 5</u> JORDAN BRATHWAITE	3				2			0 0 2																																					
24		<u>1 2 3 4 5</u> PAYNE WOOD																																													
25		<u>1 2 3 4 5</u> CHRISTIAN DAVID	2 3 2	2	0 0 2											(13)																															
33		<u>1 2 3 4 5</u> TRISTAN WALKER																																													
34		<u>1 2 3 4 5</u> TYRIQUE MOE																																													
42		<u>1 2 3 4 5</u> PABLO VILLA																																													
32		<u>1 2 3 4 5</u> DANIEL SHESTERININ														(40)																															
		<u>1 2 3 4 5</u>																																													
TIME-OUTS FULL / 20 SEC. <u>2 3 1 2</u>			TOTALS				16	6	9	9	FINAL		36	37	38	39	40	41	42	43	44	45	46	47	48	49	50	51	52	53	54	55	56	57	58	59	60	61	62	63	64	65	66	67	68	69	70

KEN ORMEROD

Date: _____



Time: _____

Game: _____



SALT
Date: 1-31-14

Time: 9am

Game: 7



Date: _____

Time: _____

Game: _____

HOME: Hamilton White
Brebeuf

TEAM FOULS

TEAM FOULS

1 2 3 4 5 6 7 8 9 10

1 2 3 4 5 6 7 8 9 10

FIRST HALF

SECOND HALF

Running Score

NO.	POS.	Pers. Fouls	FIRST HALF		SECOND HALF		Running Score		
			First Quarter	Second Quarter	Third Quarter	Fourth Quarter			
0		1 2 3 4 5 MIKE CEJES					36	71	
1		1 2 3 4 5 ROMMEL CALORA L		2	2 0 0 0	0 0 (12)	37	72	
2		1 2 3 4 5 CLAYTON CAIN					38	73	
3		1 2 3 4 5 MARK DOUGLIN					39	74	
5		1 2 3 4 5 JUSTIN DIPETRO L					40	75	
11		1 2 3 4 5 MOHAN KAZI				2	41	76	
14		1 2 3 4 5 NATHAN BRUMSELL					42	77	
15		1 2 3 4 5 LUCAS JOHNSON 3		3 3		3 3 (15)	43	78	
20		1 2 3 4 5 JAN FATARDO				0 0	44	79	
21		1 2 3 4 5 MAX HAYDECKI					45	80	
23		1 2 3 4 5 MIKE HAMILTON				2	46	81	
24		1 2 3 4 5 VERON KALONJI		2	2		47	82	
25		1 2 3 4 5 ANJIN MARCANO					48	83	
33		1 2 3 4 5 SEB DILEONARDO					49	84	
32		1 2 3 4 5 JUAN AGUER					50	85	
		1 2 3 4 5				1 2	51	86	
		1 2 3 4 5					52	87	
		1 2 3 4 5					53	88	
		1 2 3 4 5					54	89	
		1 2 3 4 5					55	90	
		1 2 3 4 5					56	91	
		1 2 3 4 5					57	92	
		1 2 3 4 5					58	93	
		1 2 3 4 5					59	94	
		1 2 3 4 5					60	95	
		1 2 3 4 5					61	96	
		1 2 3 4 5					62	97	
		1 2 3 4 5					63	98	
		1 2 3 4 5					64	99	
		1 2 3 4 5					65	100	
		1 2 3 4 5					66	101	
		1 2 3 4 5					67	102	
		1 2 3 4 5					68	103	
		1 2 3 4 5					69	104	
		1 2 3 4 5					70	105	
TIME-OUTS FULL / 20 SEC. 1 2 3 / #			TOTALS		11	10	9	47	FINAL

VISITORS: TORONTO blue
OAKWOOD

TEAM FOULS

TEAM FOULS

1 2 3 4 5 6 7 8 9 10



1 2 3 4 5 6 7 8 9 10

FIRST HALF

SECOND HALF

Running Score

NO.	POS.	Pers. Fouls	FIRST HALF		SECOND HALF		Running Score		
			First Quarter	Second Quarter	Third Quarter	Fourth Quarter			
3		1 2 3 4 5 CALVIN EPISTOLA 0 0				0 0 0 0	36	71	
4		1 2 3 4 5 ONTOY DUFF			2	0 0 3 0 0	37	72	
11		1 2 3 4 5 JORDAN ROSE		2 0 0 2			38	73	
12		1 2 3 4 5 DWAN WILLIAMS		0 0 0 2 2	3 0 0 2 0 0	2 0 0 (19)	39	74	
13		1 2 3 4 5 DEQUAN CASQUART				0 0	40	75	
14		1 2 3 4 5 BRODY CLARKE 2 2 0 0 0 0 0 0 0 0		0 0	2 2		(12)	41	76
15		1 2 3 4 5 TYRELL O'BRIEN		0 0			42	77	
21		1 2 3 4 5 SAUL SANCHEZ				0 0	43	78	
22		1 2 3 4 5 ALEX MENSIAH		2			44	79	
23		1 2 3 4 5 RUSSELL BAKER 2 0 0 2 2		2 0 0	0 0	0 0 2 0 0 (15)	45	80	
24		1 2 3 4 5 AIMED JAGDOUL					46	81	
32		1 2 3 4 5 SAM BARDAJI					47	82	
34		1 2 3 4 5 T J WHITKER					48	83	
		1 2 3 4 5					49	84	
		1 2 3 4 5					50	85	
		1 2 3 4 5					51	86	
		1 2 3 4 5					52	87	
		1 2 3 4 5					53	88	
		1 2 3 4 5					54	89	
		1 2 3 4 5					55	90	
		1 2 3 4 5					56	91	
		1 2 3 4 5					57	92	
		1 2 3 4 5					58	93	
		1 2 3 4 5					59	94	
		1 2 3 4 5					60	95	
		1 2 3 4 5					61	96	
		1 2 3 4 5					62	97	
		1 2 3 4 5					63	98	
		1 2 3 4 5					64	99	
		1 2 3 4 5					65	100	
		1 2 3 4 5					66	101	
		1 2 3 4 5					67	102	
		1 2 3 4 5					68	103	
		1 2 3 4 5					69	104	
		1 2 3 4 5					70	105	
TIME-OUTS FULL / 20 SEC. 1 2 3 / #			TOTALS		16	20	14	67	FINAL




HOME: HAMILTON DOG STM white			TEAM FOULS										TEAM FOULS										Running Score	
NO.	POS.	Pers. Fouls	FIRST HALF										SECOND HALF										1-35	71-105
			1	2	3	4	5	6	7	8	9	10	1	2	3	4	5	6	7	8	9	10		
			First Quarter	Second Quarter			Third Quarter				Fourth Quarter													
4		1 2345 Joel CLARKE	2				3 0 φ				2 φ φ 12													
5		1 2345 RYAN DOORNICK	2 3								3 φ φ φ φ			11										
10		1 2345 CORDELL CROCKETT									2													
11		12345 Phil Robinson																						
15		12345 ARTHUR WILBERFORCE																						
21		1 2345 JAYLEN CLARKE	2				3				2 φ φ													
22		1 2345 JAVIER ELLIS					2				φ φ													
23		12345 Josh Fournier																						
25		12345 Kevin Butera																						
31		12345 Nicholas Lapore																						
33		1 2345 OSAYI IGNIVAN	φ φ				2																	
34		12345 BRANDON GUNNINGHAM									2 2													
35		12345 ADRIANO GRILLI																						
44		12345 Rob Heppenstall																						
		12345																						
		12345																						
TIME-OUTS FULL / 20 SEC.					TOTALS		10	9			14				46									
1 23 1 2															FINAL									

VISITORS: TORONTO Blue HENRY CARR			TEAM FOULS										TEAM FOULS										Running Score	
NO.	POS.	Pers. Fouls	FIRST HALF										SECOND HALF										1-35	71-105
			1	2	3	4	5	6	7	8	9	10	1	2	3	4	5	6	7	8	9	10		
			First Quarter	Second Quarter			Third Quarter				Fourth Quarter													
0		12345 NATHAN DARKO																						
1		1 2345 TRISTAN THOMPSON					2 2				φ φ φ φ													
2		1 2345 WILLIAM MAYLOR																						
3		1 2345 BRANDON CHEVANNES	φ φ								φ φ 2													
4		12345 SHEVAUN DONALDSON																						
5		1 2345 Ty Nelson	3 φ φ				φ φ 2				2 φ φ			0 φ φ 15										
11		12345 OSARO FAIRCLough																						
12		1 2345 GIRECE KAZUMBA	3				3																	
13		12345 Michael Nelson																						
15		1 2345 Kyle LeFAVE									2 φ φ													
20		12345 Ore Saheed																						
25		1 2345 GRANT AUDU	2 2				3 2				2			2 13										
32		12345 Anthony McNish																						
34		12345 LAMAR Copeland																						
35		1 2345 MARCUS BONNICK	3								3			2 2 10										
		12345																						
TIME-OUTS FULL / 20 SEC.					TOTALS		16	16			12				60									
1 23 1 2															FINAL									

KEN ORMEROD

Date: _____



Time: _____

Game: _____

MEMORIAL TIP-OFF



Date: 1-31-14

Time: 9AM

Game: 9



Date: _____

Time: _____

Game: _____

HOME: PICKERING (black)
Pine Ridge

		TEAM FOULS										TEAM FOULS										Running Score		
		1	2	3	4	5	6	7	8	9	10	1	2	3	4	5	6	7	8	9	10	1	2	3
		FIRST HALF					SECOND HALF					FIRST HALF					SECOND HALF							
NO.	POS.	Pers. Fouls		First Quarter		Second Quarter		Third Quarter		Fourth Quarter		First Quarter		Second Quarter		Third Quarter		Fourth Quarter		1	2	3		
1		12345 Joel Dash																		36	37	38		
2		12345 DRE Mcintosh																		39	40	41		
3		12345 JORDAN HENRY		2	2	3		2	2	2	2								42	43	44			
4		12345 JAY WILLIAMS				2		2										8	45	46	47	48		
5		12345 CHASE VASSELL		2		2	3	2											14	49	50	51		
10		12345 MARK STEPHENS																	15	52	53	54		
11		12345 Oshay McLaughlin		2														2	55	56	57	58		
13		12345 DAN WRIGHT		2	2	2		2	2										10	59	60	61		
14		12345 DEONDRÉ HEWITT																	11	62	63	64		
15		12345 JHONORN SANDERS		2		2		2										4	65	66	67	68		
20		12345 Michael Gayle																	12	69	70	71		
21		12345 MESCHACH GREEN		2	3			2	2										13	72	73	74		
23		12345 TROY HALL																	14	75	76	77		
25		12345 IRWIN BRAMAO																	15	78	79	80		
44		12345 SHAMAR ANDERSON																	16	81	82	83		
45		12345 KRISTOS VAGENAS																	17	84	85	86		
31		TIME-OUTS MUSTAFA PRINCE																	18	87	88	89		
		FULL 1/30 SEC. 1 half 2 half																	19	90	91	92		
		TOTALS		25	17	24	13/12	FINAL											20	93	94	95		

(white) VISITORS: HAMILTON
Westmount

		TEAM FOULS										TEAM FOULS										Running Score		
		1	2	3	4	5	6	7	8	9	10	1	2	3	4	5	6	7	8	9	10	1	2	3
		FIRST HALF					SECOND HALF					FIRST HALF					SECOND HALF							
NO.	POS.	Pers. Fouls		First Quarter		Second Quarter		Third Quarter		Fourth Quarter		First Quarter		Second Quarter		Third Quarter		Fourth Quarter		1	2	3		
2		12345 NEMANJA IIC		2	2	3		3	2										20	36	37	38		
3		12345 MATT FLISS																		39	40	41		
4		12345 AMANJET NANNAR		3		2	3	2											13	42	43	44		
5		12345 KYLE DATZKIW																	14	45	46	47		
10		12345 JAS SINGH		2	3	2		2	2										15	48	49	50		
11		12345 DAVID McDOWELL				2													16	51	52	53		
13		12345 MARCUS WU																	17	54	55	56		
15		12345 ANTHONY HAGOPIAN																	5	57	58	59		
23		12345 CAMERON KAPTEYN																	18	60	61	62		
23		12345 FAHD MOHAMED																	19	63	64	65		
25		12345 JUSTIN LENTERS				2		2										3	20	66	67	68		
34		12345 ARHAM SHAW																	21	69	70	71		
35		12345 LEVI TYRELL		2	2			2											6	72	73	74		
24		12345 ZACH PLAUSINI																	22	75	76	77		
		12345																	23	78	79	80		
		12345																	24	81	82	83		
		TOTALS		17	16	22	20/70	FINAL											25	84	85	86		

KEN ORMEROD



Date: _____
Time: _____
Game: _____



Date: 1-31-14
Time: 9 AM
Game: 10



Date: _____
Time: _____
Game: _____

HOME: OAKVILLE
Loyola (red)

				TEAM FOULS					TEAM FOULS					Running Score											
				1	2	3	4	5	6	7	8	9	10	1	2	3	4	5	6	7	8	9	10		
				FIRST HALF					SECOND HALF																
NO.	POS.	Pers. Fouls		First Quarter	Second Quarter	Third Quarter	Fourth Quarter	First Quarter	Second Quarter	Third Quarter	Fourth Quarter														
1		<u>1 2 3 4 5</u> Spence MARION										1	36 71												
3		<u>1 2 3 4 5</u> JAHAN KHAN										2	37 72												
4		<u>1 2 3 4 5</u> Ken Kiobola										3	38 73												
5		X <u>2 3 4 5</u> Ross PERRI			2						2 2	4	39 74												
11		X <u>1 2 3 4 5</u> SEAN STEWART			2					2		5	40 75												
21		<u>1 2 3 4 5</u> Trenton FORD	2		2 2					•••••		6	41 76												
22		X <u>2 3 4 5</u> CHRISTIEN CRITELLI										7	42 77												
23		<u>1 2 3 4 5</u> SEB RUSCICA										8	43 78												
24		<u>1 2 3 4 5</u> Aman ARI									3 3	9	44 79												
32		X <u>1 2 3 4 5</u> Alec TRAYNOR										10	45 80												
33		X <u>2 3 4 5</u> Daryl JEAN	••		2					••	2 2	11	46 81												
50		<u>1 2 3 4 5</u> STEFAN RAJACIC			2 3					••		12	47 82												
		<u>1 2 3 4 5</u>										13	48 83												
		<u>1 2 3 4 5</u>										14	49 84												
		<u>1 2 3 4 5</u>										15	50 85												
		<u>1 2 3 4 5</u>										16	51 86												
		<u>1 2 3 4 5</u>										17	52 87												
		<u>1 2 3 4 5</u>										18	53 88												
		<u>1 2 3 4 5</u>										19	54 89												
		<u>1 2 3 4 5</u>										20	55 90												
		<u>1 2 3 4 5</u>										21	56 91												
		<u>1 2 3 4 5</u>										22	57 92												
		<u>1 2 3 4 5</u>										23	58 93												
		<u>1 2 3 4 5</u>										24	59 94												
		<u>1 2 3 4 5</u>										25	60 95												
		<u>1 2 3 4 5</u>										26	61 96												
		<u>1 2 3 4 5</u>										27	62 97												
		<u>1 2 3 4 5</u>										28	63 98												
		<u>1 2 3 4 5</u>										29	64 99												
		<u>1 2 3 4 5</u>										30	65 100												
		<u>1 2 3 4 5</u>										31	66 101												
		<u>1 2 3 4 5</u>										32	67 102												
		<u>1 2 3 4 5</u>										33	68 103												
		<u>1 2 3 4 5</u>										34	69 104												
		<u>1 2 3 4 5</u>										35	70 105												
				4	15	8	14					FINAL													

TIME-OUTS FULL / 20 SEC.
X 2 3 X 2

TOTALS

VISITORS: THORNHILL
THORNHILL (white)


				TEAM FOULS					TEAM FOULS					Running Score											
				1	2	3	4	5	6	7	8	9	10	1	2	3	4	5	6	7	8	9	10		
				FIRST HALF					SECOND HALF																
NO.	POS.	Pers. Fouls		First Quarter	Second Quarter	Third Quarter	Fourth Quarter	First Quarter	Second Quarter	Third Quarter	Fourth Quarter														
1		<u>1 2 3 4 5</u> Alex ARANDA										1	36 71												
2		X <u>2 3 4 5</u> Hanny AHMED								3	2	2	37 72												
3		<u>1 2 3 4 5</u> Kanneil BROWN									2	3	38 73												
4		<u>1 2 3 4 5</u> Cam Crieghtney			2					••		4	39 74												
5		X <u>1 2 3 4 5</u> MARVIN NGONADI	2 0 0 2 0							2	2	5	40 75												
10		<u>1 2 3 4 5</u> Jaden Lewis										6	41 76												
11		X <u>2 3 4 5</u> Kimberl Felix	2 2 2							2		7	42 77												
12		<u>1 2 3 4 5</u> MARTIN Kulinich										8	43 78												
14		<u>1 2 3 4 5</u> KADEEM SMITHEN	3 3 2 2 2	2 3 0 0 2						2		9	44 79												
21		X <u>1 2 3 4 5</u> TRISTAN NEWMAN	2									10	45 80												
30		<u>1 2 3 4 5</u> NIROSAN SURENDRAN										11	46 81												
31		<u>1 2 3 4 5</u> Eugene Wong									3	12	47 82												
33		<u>1 2 3 4 5</u> JERMAINE HALL										13	48 83												
35		<u>1 2 3 4 5</u> Emanuel SHEPHERD								2 2 2	2 2 2 2	14	49 84												
		<u>1 2 3 4 5</u>										15	50 85												
		<u>1 2 3 4 5</u>										16	51 86												
		<u>1 2 3 4 5</u>										17	52 87												
		<u>1 2 3 4 5</u>										18	53 88												
		<u>1 2 3 4 5</u>										19	54 89												
		<u>1 2 3 4 5</u>										20	55 90												
		<u>1 2 3 4 5</u>										21	56 91												
		<u>1 2 3 4 5</u>										22	57 92												
		<u>1 2 3 4 5</u>										23	58 93												
		<u>1 2 3 4 5</u>										24	59 94												
		<u>1 2 3 4 5</u>										25	60 95												
		<u>1 2 3 4 5</u>										26	61 96												
		<u>1 2 3 4 5</u>										27	62 97												
		<u>1 2 3 4 5</u>										28	63 98												
		<u>1 2 3 4 5</u>										29	64 99												
		<u>1 2 3 4 5</u>										30	65 100												
		<u>1 2 3 4 5</u>										31	66 101												
		<u>1 2 3 4 5</u>										32	67 102												
		<u>1 2 3 4 5</u>										33	68 103												
		<u>1 2 3 4 5</u>										34	69 104												
		<u>1 2 3 4 5</u>										35	70 105												
				26	13	15	15					FINAL													

TIME-OUTS FULL / 20 SEC.
X X X X 2

TOTALS

KEN ORMEROD

Date: _____



Time: _____

Game: _____



SALT Date: 1-31-14

Time: 10:30 AM

Game: 11



Date: _____

Time: _____

Game: _____

HOME: HAMILTON Gold
SALT FLEET

NO.	POS.	Pers. Fouls	TEAM FOULS					TEAM FOULS					Running Score	
			1	2	3	4	5	1	2	3	4	5		
			FIRST HALF					SECOND HALF						
			First Quarter	Second Quarter	Third Quarter	Fourth Quarter								
6		1 2 3 4 5		2		00								
7		1 2 3 4 5												
9		1 2 3 4 5	200		00 22	2 (12)								
10		1 2 3 4 5	23	29	22	200 2 (19)								
11		1 2 3 4 5	2	2		2								
12		1 2 3 4 5	3			2								
13		1 2 3 4 5		22	00 30	0000 (14)								
15		1 2 3 4 5												
20		1 2 3 4 5	2	2 2 3		00 (11)								
23		1 2 3 4 5		2	200	0000								
24		1 2 3 4 5				22								
33		1 2 3 4 5	2		00	22 50 (11)								
		1 2 3 4 5												
		1 2 3 4 5												
		1 2 3 4 5												
		1 2 3 4 5				30								
TIME-OUTS FULL / 20 SEC.			TOTALS		20	17	22	89	FINAL					

VISITORS: WINDSOR green
HERMAN

NO.	POS.	Pers. Fouls	TEAM FOULS					TEAM FOULS					Running Score	
			1	2	3	4	5	1	2	3	4	5		
			FIRST HALF					SECOND HALF						
			First Quarter	Second Quarter	Third Quarter	Fourth Quarter								
1		1 2 3 4 5		2										
2		1 2 3 4 5												
4		1 2 3 4 5												
5		1 2 3 4 5	2		33	3								
10		1 2 3 4 5	23	2300	3 2 2	2300 07								
21		1 2 3 4 5	00											
22		1 2 3 4 5												
23		1 2 3 4 5		3 2 2	23	00								
24		1 2 3 4 5				23								
30		1 2 3 4 5												
31		1 2 3 4 5												
32		1 2 3 4 5	2	2	2									
33		1 2 3 4 5												
		1 2 3 4 5												
		1 2 3 4 5												
		1 2 3 4 5				15								
TIME-OUTS FULL / 20 SEC.			TOTALS		10	18	22	67	FINAL					

KEN ORMEROD

Date: _____

Time: _____

Game: _____



Date: 1-31-14

Time: 10:30AM

Game: 12



Date: White

Time: _____

Game: _____

HOME: <u>BISHOP (white)</u> <u>REDING</u>			TEAM FOULS					TEAM FOULS					Running Score			
			<u>X</u> <u>2</u> <u>3</u> <u>4</u> <u>5</u> <u>6</u> <u>7</u> <u>8</u> <u>9</u> <u>10</u>					<u>X</u> <u>2</u> <u>3</u> <u>4</u> <u>5</u> <u>6</u> <u>7</u> <u>8</u> <u>9</u> <u>10</u>								
			FIRST HALF					SECOND HALF								
NO.	POS.	Pers. Fouls	First Quarter	Second Quarter	Third Quarter	Fourth Quarter	1	2	3	4	5	6	7	8	9	10
2		<u>X</u> <u>2</u> <u>3</u> <u>4</u> <u>5</u> XAVIER Ochu	00		2	2 3 2 (10)										
3		<u>1</u> <u>2</u> <u>3</u> <u>4</u> <u>5</u> Manny Lewis														
5		<u>1</u> <u>2</u> <u>3</u> <u>4</u> <u>5</u> Kobe Lopez				3 3										
10		<u>X</u> <u>2</u> <u>3</u> <u>4</u> <u>5</u> Teshawn Smikle	2		2	2 6										
12 34		<u>1</u> <u>2</u> <u>3</u> <u>4</u> <u>5</u> Sameer Jamal														
14		<u>1</u> <u>2</u> <u>3</u> <u>4</u> <u>5</u> PAWEL ANDONOVSKI														
15		<u>1</u> <u>2</u> <u>3</u> <u>4</u> <u>5</u> PAOLO TORRES	2	00	2	6										
20		<u>1</u> <u>2</u> <u>3</u> <u>4</u> <u>5</u> ADRIAN SCOTT														
21		<u>X</u> <u>2</u> <u>3</u> <u>4</u> <u>5</u> JORDAN BRATHWAITE		3 0 0 3	2 0 0	2 0 0 0 0										
24		<u>1</u> <u>2</u> <u>3</u> <u>4</u> <u>5</u> Payne Wood														
25		<u>X</u> <u>2</u> <u>3</u> <u>4</u> <u>5</u> CHRISTIAN DAVID	2	2 2 3 2	0 0	0 0 0 0 0										
33		<u>1</u> <u>2</u> <u>3</u> <u>4</u> <u>5</u> TRISTAN WALKER														
34		<u>1</u> <u>2</u> <u>3</u> <u>4</u> <u>5</u> TYRIGUE MOE														
42		<u>1</u> <u>2</u> <u>3</u> <u>4</u> <u>5</u> PABLO VILLA	0 0	0 0	0 0	7										
52 32		<u>1</u> <u>2</u> <u>3</u> <u>4</u> <u>5</u> DANIEL SHERTERININ														
		<u>1</u> <u>2</u> <u>3</u> <u>4</u> <u>5</u>														
TIME-OUTS FULL 1/30 SEC. X 2 3 X 2			TOTALS				9	20	12	25/66	FINAL (10)					

VISITORS: <u>OTTAWA</u> <u>W. CARLETON</u>			TEAM FOULS					TEAM FOULS					Running Score			
			<u>X</u> <u>2</u> <u>3</u> <u>4</u> <u>5</u> <u>6</u> <u>7</u> <u>8</u> <u>9</u> <u>10</u>					<u>X</u> <u>2</u> <u>3</u> <u>4</u> <u>5</u> <u>6</u> <u>7</u> <u>8</u> <u>9</u> <u>10</u>								
			FIRST HALF					SECOND HALF								
NO.	POS.	Pers. Fouls	First Quarter	Second Quarter	Third Quarter	Fourth Quarter	1	2	3	4	5	6	7	8	9	10
1		<u>1</u> <u>2</u> <u>3</u> <u>4</u> <u>5</u> KURTIS GASSEWITZ														
2		<u>1</u> <u>2</u> <u>3</u> <u>4</u> <u>5</u> Alex Page														
3		<u>X</u> <u>2</u> <u>3</u> <u>4</u> <u>5</u> Glenn THELEMAQUE	2 3	2 2 2	2	0 0 0 0 (15)										
4		<u>X</u> <u>2</u> <u>3</u> <u>4</u> <u>5</u> ANDREW BAKER	0 0	2	2 0 0 3	9										
5		<u>1</u> <u>2</u> <u>3</u> <u>4</u> <u>5</u> HANS ST PREUX														
6		<u>X</u> <u>2</u> <u>3</u> <u>4</u> <u>5</u> Josh Kelly														
7		<u>X</u> <u>2</u> <u>3</u> <u>4</u> <u>5</u> KOUVNER DHILLON		2		2										
8		<u>1</u> <u>2</u> <u>3</u> <u>4</u> <u>5</u> Brent Ashfield				3 3 6										
9		<u>X</u> <u>2</u> <u>3</u> <u>4</u> <u>5</u> Corey Johnson	3	2 2 0 0 3	3 3 3	0 0 (23)										
10		<u>X</u> <u>2</u> <u>3</u> <u>4</u> <u>5</u> Adveep Grewal														
11		<u>X</u> <u>2</u> <u>3</u> <u>4</u> <u>5</u> Duvalch Elmi	3			3										
12		<u>1</u> <u>2</u> <u>3</u> <u>4</u> <u>5</u> PRAS JAYADALASINGHAM														
14		<u>1</u> <u>2</u> <u>3</u> <u>4</u> <u>5</u> MALIK CHASSE														
		<u>1</u> <u>2</u> <u>3</u> <u>4</u> <u>5</u>														
		<u>1</u> <u>2</u> <u>3</u> <u>4</u> <u>5</u>														
TIME-OUTS FULL 1/30 SEC. X 2 8 X 2			TOTALS				12	19	17	10/58	FINAL (5)					

KEN ORMEROD Date: _____
 Time: _____
 Game: _____
 MEMORIAL TIP-OFF

FOX Date: 1-31-14
 Time: 10:30AM
 Game: 13

OFFICIALS AND FRIENDS
 REMEMBERED
 OF THE GAME
 Date: _____
 Time: _____
 Game: _____

HOME: <u>Kitchener White</u> <u>Cameron HTS</u>			TEAM FOULS					TEAM FOULS					Running Score													
			FIRST HALF					SECOND HALF																		
NO.	POS.	Pers. Fouls	1	2	3	4	5	6	7	8	9	10	1	2	3	4	5	6	7	8	9	10				
1		<u>1 2 3 4 5</u> Caleb Dekker																					1	36	71	
2		<u>1 2 3 4 5</u> Nikola Farkic																						2	37	72
3		<u>1 2 3 4 5</u> Pranav Gairdani																						3	38	73
4		<u>1 2 3 4 5</u> Gordon Erkie	3					2	2															4	39	74
5		<u>1 2 3 4 5</u> Afraz Khan																						5	40	75
6		<u>1 2 3 4 5</u> Sasha Simic	3	3					2															6	41	76
7		<u>1 2 3 4 5</u> Jackie Do																						7	42	77
8		<u>1 2 3 4 5</u> Junior Bradford												2										8	43	78
9		<u>1 2 3 4 5</u> Viktor Gjorgiev																						9	44	79
10		<u>1 2 3 4 5</u> Nikola Trnadic																						10	45	80
11		<u>1 2 3 4 5</u> Ivan Cuckak																						11	46	81
12		<u>1 2 3 4 5</u> Vlamimir Djurdjevic																						12	47	82
14		<u>1 2 3 4 5</u> Nathan Mekasha																						13	48	83
21		<u>1 2 3 4 5</u> Jason Thompson	2											2	2									14	49	84
22		<u>1 2 3 4 5</u> Jonatan Ahterom																						15	50	85
23		<u>1 2 3 4 5</u> Chris Phomsouvanh																						16	51	86
TIME-OUTS FULL / 20 SEC. <u>1 2 3</u> <u>1 2</u>			TOTALS					19	6	15	61	FINAL		17	52	87										
														18	53	88										
														19	54	89										
														20	55	90										
														21	56	91										
														22	57	92										
														23	58	93										
														24	59	94										
														25	60	95										
														26	61	96										
														27	62	97										
														28	63	98										
														29	64	99										
														30	65	100										
														31	66	101										
														32	67	102										
														33	68	103										
														34	69	104										
														35	70	105										

VISITORS: <u>Midland Blue</u> <u>ST THERESA</u>			TEAM FOULS					TEAM FOULS					Running Score														
			FIRST HALF					SECOND HALF																			
NO.	POS.	Pers. Fouls	1	2	3	4	5	6	7	8	9	10	1	2	3	4	5	6	7	8	9	10					
2		<u>1 2 3 4 5</u> Bruce Leadbetter																						1	36	71	
4		<u>1 2 3 4 5</u> Zach Marchildon																							2	37	72
5		<u>1 2 3 4 5</u> Christian Caba																							3	38	73
10		<u>1 2 3 4 5</u> Malik Richards																							4	39	74
12		<u>1 2 3 4 5</u> Stephen Hayley	2																						5	40	75
15		<u>1 2 3 4 5</u> Jedson Tavernier																							6	41	76
22		<u>1 2 3 4 5</u> Zack Fike	3	2																					7	42	77
23		<u>1 2 3 4 5</u> Mitch Sheppard																							8	43	78
24		<u>1 2 3 4 5</u> Nick Sheppard																							9	44	79
25		<u>1 2 3 4 5</u> Trenton Micks																							10	45	80
32		<u>1 2 3 4 5</u> Matt Hall																							11	46	81
42		<u>1 2 3 4 5</u> Jon Coppes																							12	47	82
52		<u>1 2 3 4 5</u> Mosi Harry																							13	48	83
55		<u>1 2 3 4 5</u> Liam Brohm																							14	49	84
		<u>1 2 3 4 5</u> Steve W. 12-17																							15	50	85
		<u>1 2 3 4 5</u> Jordan O.																							16	51	86
TIME-OUTS FULL / 20 SEC. <u>1 2 3</u> <u>1 2</u>			TOTALS					20	6	12	54	FINAL		17	52	87											
														18	53	88											
														19	54	89											
														20	55	90											
														21	56	91											
														22	57	92											
														23	58	93											
														24	59	94											
														25	60	95											
														26	61	96											
														27	62	97											
														28	63	98											
														29	64	99											
														30	65	100											
														31	66	101											
														32	67	102											
														33	68	103											
														34	69	104											
														35	70	105											

KEN ORMEROD

Date: _____



Time: _____

Game: _____



Glen Date: 1-31-14

Time: 10:30AM

Game: 14



Date: _____

Time: _____

Game: _____

HOME: CHATHAM Kent (white)			TEAM FOULS				TEAM FOULS				Running Score				
NO.	POS.	Pers. Fouls	FIRST HALF		SECOND HALF		X	Y	Z	A	B	C			
			First Quarter	Second Quarter	Third Quarter	Fourth Quarter									
3		12345 JAKE Hindley		2											
4		12345 Joel BARWICK													
5		12345 GRIFFIN McTAVISH		00	00	00									
10		12345 RICK AN			00										
11		12345 NICK LADD		22002	200										
12		12345 IAN SMART	22	00	0032	2									
21		12345 JOE TURNER													
22		12345 Marley Blommers	2	22											
23		12345 DANIEL ALLMAN													
31		12345 ISAIAH WRIGHT													
32		12345 RAYMOND DINH													
33		12345 Lee KUCERA													
51		12345 MIHAI BRANZAN													
52		12345 CARTER WOOD													
		12345													
		12345													
TIME-OUTS FULL / 20 SEC. X 23 X			TOTALS				6	16	12	16					

warning

FINAL

VISITORS: AJAX (black) J. CLARKE			TEAM FOULS				TEAM FOULS				Running Score				
NO.	POS.	Pers. Fouls	FIRST HALF		SECOND HALF		X	Y	Z	A	B	C			
			First Quarter	Second Quarter	Third Quarter	Fourth Quarter									
1		12345 FABIAN LWAMBA	3	2	2										
2		12345 MARCUS OTTEY	22023	2	00										
3		12345 Tyrel CEASAR			22										
4		12345 MATT MCKAIL	22		22										
5		12345 Tevon ANDERSON	2												
10		12345 Alykhan Bhimji													
11		12345 Josiah Chen	22		2										
13		12345 Nathan Williams													
15		12345 Tyrell Leotaud	22	2	33										
22		12345 OKeen James													
23		12345 Josh DALEY		22											
24		12345 Malik McLaren													
30		12345 Nick COORE		2											
31		12345 Shaquille Lovell													
32		12345 JORDAN JOHN													
33		12345 TREVOR McGARITY	2	00											
35		12345 Alex BROWN													
TIME-OUTS FULL / 20 SEC. X 23 X			TOTALS				28	13	19	15					

KEN ORMEROD

Date: _____



Time: _____

MEMORIAL TIP-OFF

Game: _____



Date: 1-31-14

Time: NOON

Game: 15



Date: _____

Time: _____

Game: _____

SALT 6

HOME: TORONTO blue
OAKWOOD

TEAM FOULS

TEAM FOULS

1 2 3 4 5 6 7 8 9 10

1 2 3 4 5 6 7 8 9 10

FIRST HALF

SECOND HALF

Running Score

NO.	POS.	Pers. Fouls	First Quarter	Second Quarter	Third Quarter	Fourth Quarter	1	2	3	4	5	6	7	8	9	10
3		1 2 3 4 5 Calvin Epistola			2 2		1	2	3	4	5	6	7	8	9	10
4		1 2 3 4 5 Orlay Duff				3	11	12	13	14	15	16	17	18	19	20
11		1 2 3 4 5 Jordan Rose					21	22	23	24	25	26	27	28	29	30
12		1 2 3 4 5 Dwan Williams	3 2 2 0				31	32	33	34	35	36	37	38	39	40
13		1 2 3 4 5 Dequan Casquart				2	41	42	43	44	45	46	47	48	49	50
14		1 2 3 4 5 Brody Clarke	2 2	0 2	2 2 0		51	52	53	54	55	56	57	58	59	60
15		1 2 3 4 5 Tyrell O'Brien					61	62	63	64	65	66	67	68	69	70
21		1 2 3 4 5 Saul Sanchez	0 0 2				71	72	73	74	75	76	77	78	79	80
22		1 2 3 4 5 Alex Mensah				2	81	82	83	84	85	86	87	88	89	90
23		1 2 3 4 5 Russell Baker	2 2	0 2 0 2	2 0 2		91	92	93	94	95	96	97	98	99	100
24		1 2 3 4 5 Amed Jagdoul		0 0 0		3	101	102	103	104	105					
32		1 2 3 4 5 Sam Bardaji				2 2										
34		1 2 3 4 5 T.J. Whitiker														
		1 2 3 4 5														
		1 2 3 4 5														
		1 2 3 4 5														
		TIME-OUTS FULL / 20 SEC. 1 2 3 1 2														
		TOTALS	24	19	17	14	81									
							FINAL									

VISITORS: OTTAWA Grey
IMMACULATA

TEAM FOULS

TEAM FOULS

1 2 3 4 5 6 7 8 9 10

1 2 3 4 5 6 7 8 9 10

FIRST HALF

SECOND HALF

Running Score

NO.	POS.	Pers. Fouls	First Quarter	Second Quarter	Third Quarter	Fourth Quarter	1	2	3	4	5	6	7	8	9	10
1		1 2 3 4 5 Amee El Bady			3	0 0	1	2	3	4	5	6	7	8	9	10
3		1 2 3 4 5 Julian Cincolean	0 0 0 0	2 2			11	12	13	14	15	16	17	18	19	20
4		1 2 3 4 5 Sinan Yoncaoglu					21	22	23	24	25	26	27	28	29	30
5		1 2 3 4 5 Pete Arnaudov					31	32	33	34	35	36	37	38	39	40
6		1 2 3 4 5 Neil Bobal		2			41	42	43	44	45	46	47	48	49	50
7		1 2 3 4 5 Jeff Garcia					51	52	53	54	55	56	57	58	59	60
8		1 2 3 4 5 Jacques Lukusas		0 0 0	3 0 3	3 0 2	61	62	63	64	65	66	67	68	69	70
9		1 2 3 4 5 Greg Kabre					71	72	73	74	75	76	77	78	79	80
10		1 2 3 4 5 Dan Arizerle					81	82	83	84	85	86	87	88	89	90
11		1 2 3 4 5 Corlan Challenge					91	92	93	94	95	96	97	98	99	100
12		1 2 3 4 5 Quinton Duckworth			3		101	102	103	104	105					
14		1 2 3 4 5 Max Boursiquot		0 0	3 2	0 0										
35		1 2 3 4 5 Ryan Simpson														
		1 2 3 4 5														
		1 2 3 4 5														
		1 2 3 4 5														
		TIME-OUTS FULL / 20 SEC. 1 2 3 1 2														
		TOTALS	2	11	23	10	50									
							FINAL									

ROUTING: WHITE: LEAGUE CHAIRMAN CANARY: HOME TEAM PINK: VISITING TEAM

HOME: <i>Blue</i> HENRY CARR			TEAM FOULS					TEAM FOULS					Running Score				
NO.	POS.	Pers. Fouls	FIRST HALF					SECOND HALF					1	2	3		
			1	2	3	4	5	1	2	3	4	5					
			First Quarter	Second Quarter	Third Quarter	Fourth Quarter				1	2	3					
0		1 2 3 4 5 Nathan Darko										36	71				
1		1 2 3 4 5 Tristan Thompson		2 2 2								37	72				
2		1 2 3 4 5 Will Maylor										38	73				
3		1 2 3 4 5 BRANDON CHEVANNES	2	2			0 0 2 2	0 0 2 0 0				39	74				
4		1 2 3 4 5 SHEVAUN DONALDSON										40	75				
5		1 2 3 4 5 Ty Nelson		2 3								41	76				
11		1 2 3 4 5 OSARO FAIRCLOUGH										42	77				
12		1 2 3 4 5 GIRECE KAZUMBA						0 0				43	78				
13		1 2 3 4 5 Michael Nelson										44	79				
15		1 2 3 4 5 Kyle LeFAVE										45	80				
20		1 2 3 4 5 ORE SAHEED										46	81				
25		1 2 3 4 5 GRANT AUDU	2	2	3 2							47	82				
32		1 2 3 4 5 Anthony McNish										48	83				
34		1 2 3 4 5 LAMAR COPELAND										49	84				
35		1 2 3 4 5 MARCUS BONNICK	2 2 2		3						42	50	85				
		1 2 3 4 5										51	86				
TIME-OUTS FULL / 20 SEC.			TOTALS				TOTALS				TOTALS						
1 2 3 1 2			10				15				15				2		
											FINAL						

VISITORS: <i>White</i> OTTAWA MERIVALE			TEAM FOULS					TEAM FOULS					Running Score		
NO.	POS.	Pers. Fouls	FIRST HALF					SECOND HALF					1	2	3
			1	2	3	4	5	1	2	3	4	5			
			First Quarter	Second Quarter	Third Quarter	Fourth Quarter				1	2	3			
0		1 2 3 4 5 Umed Hyderi	0 0		2 2 2 3	0 0	12	71							
1		1 2 3 4 5 Kevin Metelus	3 3	2 2	2	2 0 0	16	72							
2		1 2 3 4 5 MARWAN SAIED						73							
3		1 2 3 4 5 SHYMAR BREWSTER	2 0 0	2 0 0	2	3 0 0	13	74							
4		1 2 3 4 5 CARROLL LONG						75							
5		1 2 3 4 5 SHADRA SU		0 0 2		0 0		76							
10		1 2 3 4 5 DAMIAN WELLINGTON						77							
11		1 2 3 4 5 SAM WILSON	2 2	0 0 0 0				78							
12		1 2 3 4 5 YOUNESS DEMNATI						79							
13		1 2 3 4 5 MOHAMMED ABULLAHI						80							
14		1 2 3 4 5 JERMAINE McAVISH						81							
15		1 2 3 4 5 SALIH MOHAMED						82							
43	44	1 2 3 4 5 MOHAMED SHEIKH						83							
23		1 2 3 4 5 Shivdeep Pal					49	84							
		1 2 3 4 5						85							
		1 2 3 4 5						86							
TIME-OUTS FULL / 20 SEC.			TOTALS				TOTALS				TOTALS				
1 2 3 1 2			14				9 11				13				
											FINAL				

KEN ORMEROD

Date: _____

Time: _____

Game: _____



Date: 1-31-14

Time: NOON

Game: 17



Date: BLACK

Time: _____

Game: _____

HOME: <u>Burlington</u> <u>Nelson</u>			TEAM FOULS					TEAM FOULS					Running Score			
			<u>X 2 3 4 5 6 7 8 9 10</u>					<u>X 2 3 4 5 6 7 8 9 10</u>								
			FIRST HALF		SECOND HALF		THIRD HALF		FOURTH HALF							
NO.	POS.	Pers. Fouls	First Quarter	Second Quarter	Third Quarter	Fourth Quarter	1	2	3	4	5	6	7	8	9	10
3		<u>X 2 3 4 5</u> DANTE DUNCAN	2													
4		<u>1 2 3 4 5</u> IFAZ UDDIN														
5		<u>X 2 3 4 5</u> JORDAN SEBOT	00	00	00	00	2	2	2	2	2	2	2	2	2	2
10		<u>X 2 3 4 5</u> FILIP VUJADINOVIC		2			3	0	2	0	2	2	2	2	2	2
11		<u>X 2 3 4 5</u> CHRIS BOIN														
12		<u>X 1 3 4 5</u> KYLE ROTTERDAM					2				3	3	0			
15		<u>1 2 3 4 5</u> CHRIS NYULI														
21		<u>1 2 3 4 5</u> JOHN ANDERSON														
22		<u>X 2 3 4 5</u> NORI RAITSIDIS														
24		<u>1 2 3 4 5</u> COLE HENDERSON														
25		<u>1 2 3 4 5</u> MITCHELL GOLDIE														
32		<u>1 2 3 4 5</u> TYSON DELIC														
33		<u>1 2 3 4 5</u> STEFAN DURIC		00	000	00					3					
34		<u>X 2 3 4 5</u> JOSH BERG	00	2							2					
		<u>1 2 3 4 5</u>														
		<u>1 2 3 4 5</u>														
TIME-OUTS FULL / 30 SEC. X 2 3 X 2			TOTALS		5	14	18	25	63	FINAL		35	70	105		

VISITORS: <u>Pickering</u> <u>Pine Ridge</u>			TEAM FOULS					TEAM FOULS					Running Score			
			<u>X 2 3 4 5 6 7 8 9 10</u>					<u>X 2 3 4 5 6 7 8 9 10</u>								
			FIRST HALF		SECOND HALF		THIRD HALF		FOURTH HALF							
NO.	POS.	Pers. Fouls	First Quarter	Second Quarter	Third Quarter	Fourth Quarter	1	2	3	4	5	6	7	8	9	10
1		<u>1 2 3 4 5</u> JOEL DASH														
1		<u>1 2 3 4 5</u> JOEL DASH														
2		<u>1 2 3 4 5</u> DREAM INTEREST														
3		<u>X 2 3 4 5</u> JORDAN HENRY	00	2	2	2	0	2	3	3	2			18		
4		<u>X 2 3 4 5</u> JAY WILLIAMS	2	2	2	2					2			14		
5		<u>1 2 3 4 5</u> CHASE VASSALL			3	2	0	0	3	2	3	3	2	0	20	
10		<u>1 2 3 4 5</u> MARK STEPHENS														
11		<u>X 2 3 4 5</u> OSBAY McLaughlin					00									
13		<u>X 2 3 4 5</u> DANIEL WRIGHT	2					2			2			6		
14		<u>1 2 3 4 5</u> DEADRE HEWITT														
15		<u>X 2 3 4 5</u> JHAVORN SANDERS	2	00				00			00	2	2	9		
20		<u>1 2 3 4 5</u> MITCHELL GAYLE														
21		<u>X 2 3 4 5</u> MESSACH GREEN	2	2							2			8		
23		<u>1 2 3 4 5</u> TROY HALL														
25		<u>1 2 3 4 5</u> IRWIN BRAMAO														
31		<u>1 2 3 4 5</u> MUSTAFA PRINCE														
42		<u>1 2 3 4 5</u> SHAMAR ANDERSON														
45		<u>1 2 3 4 5</u> KRISTOS VAKANAS														
TIME-OUTS FULL / 30 SEC. X 2 3 X 2			TOTALS		18	17	19	18	75	FINAL		35	70	105		

KEN ORMEROD

Date: _____



Time: _____

Game: _____



Date: 1-31-14

Time: 1:30 PM

Game: 19



Date: _____

Time: _____

Game: _____

HOME: WINDSOR Green HERMAN			TEAM FOULS							TEAM FOULS							Running Score	
			FIRST HALF							SECOND HALF								
NQ.	POS.	Pers. Fouls	First Quarter		Second Quarter		Third Quarter		Fourth Quarter									
1		12345 Devon Woods 2						2				36	71					
2		12345 Joseph Cimpean										37	72					
4		12345 Jalen Jackson										38	73					
5		12345 Sina Gbadebo 3										39	74					
10		12345 Marko Kovac										40	75					
21		12345 Shawn Anderson										41	76					
22		12345 Robel Neguss 00 2						00 3	33 2			42	77					
23		12345 Travelle Blythe 2						2	3			43	78					
24		12345 Andrew Mill										44	79					
30		12345 Stefan Popovic 2										45	80					
31		12345 Nick Bennett							2			46	81					
32		12345 Luka Advalovic						2	2			47	82					
33		12345 Bilal Soufan 2										48	83					
		12345										49	84					
		12345										50	85					
		12345										51	86					
		12345										52	87					
		12345										53	88					
		12345										54	89					
		12345										55	90					
		12345										56	91					
		12345										57	92					
		12345										58	93					
		12345										59	94					
		12345										60	95					
		12345										61	96					
		12345										62	97					
		12345										63	98					
		12345										64	99					
		12345										65	100					
		12345										66	101					
		12345										67	102					
		12345										68	103					
		12345										69	104					
		12345										70	105					
TIME-OUTS FULL / 20 SEC. 17 17			TOTALS							16	0	14	50	FINAL				

VISITORS: BRANTFORD White NORTH PARK			TEAM FOULS							TEAM FOULS							Running Score	
			FIRST HALF							SECOND HALF								
NQ.	POS.	Pers. Fouls	First Quarter		Second Quarter		Third Quarter		Fourth Quarter									
2		12345 William McArthur										36	71					
10		12345 Noah Kunaj										37	72					
11		12345 Dyshane Hodges								000		38	73					
12		12345 Tyarr Hodges										39	74					
15		12345 Andrew Silia 2						2	2			40	75					
20		12345 Manraj Brar										41	76					
21		12345 AK Rai										42	77					
22		12345 Matt Minuttilo 2 00 2						2 2	00			43	78					
23		12345 Jagtaj Matharoo										44	79					
30		12345 Ryan Timms										45	80					
34		12345 Branden John 2 2 2						2	2			46	81					
44		12345 Matt Krason										47	82					
55		12345 Jon Dolmage 2 2						3 3	2 2			48	83					
		12345										49	84					
		12345										50	85					
		12345										51	86					
		12345										52	87					
		12345										53	88					
		12345										54	89					
		12345										55	90					
		12345										56	91					
		12345										57	92					
		12345										58	93					
		12345										59	94					
		12345										60	95					
		12345										61	96					
		12345										62	97					
		12345										63	98					
		12345										64	99					
		12345										65	100					
		12345										66	101					
		12345										67	102					
		12345										68	103					
		12345										69	104					
		12345										70	105					
TIME-OUTS FULL / 20 SEC. 17 18			TOTALS							20	0	14	53	FINAL				

KEN ORMEROD


Date: _____



Date: 1-31-14



Date: _____



Time: _____

Time: 1:30pm

Time: _____

Game: _____

Game: 20

Game: _____

HOME: <u>CARDINAL</u> <u>white</u> <u>NEWMAN</u>			TEAM FOULS					TEAM FOULS					Running Score	
			1	2	3	4	5	1	2	3	4	5		
			FIRST HALF					SECOND HALF						
NO.	POS.	Pers. Fouls	First Quarter		Second Quarter		Third Quarter		Fourth Quarter		1	2		
3		1 2 3 4 5 MARKUS ZEBA									36	71		
10		1 2 3 4 5 MARKO GRAHOVAC	2	2	2	2	2	2	2	3	37	72		
11		1 2 3 4 5 DARRIAN LINGER									38	73		
12		1 2 3 4 5 Tyler Brown	2	2	2	3	3	2	2	2	39	74		
15		1 2 3 4 5									40	75		
21		1 2 3 4 5 Anthony Torrison									41	76		
22		1 2 3 4 5 DAVID McCulloch									42	77		
15		1 2 3 4 5 MANAS LEMUNKA			2	2					43	78		
32		1 2 3 4 5 JOSH NARDINI									44	79		
34		1 2 3 4 5 JEFF BARADZIEJ	2					2			45	80		
		1 2 3 4 5									46	81		
		1 2 3 4 5									47	82		
		1 2 3 4 5									48	83		
		1 2 3 4 5									49	84		
		1 2 3 4 5									50	85		
		1 2 3 4 5									51	86		
		1 2 3 4 5									52	87		
		1 2 3 4 5									53	88		
		1 2 3 4 5									54	89		
		1 2 3 4 5									55	90		
		1 2 3 4 5									56	91		
		1 2 3 4 5									57	92		
		1 2 3 4 5									58	93		
		1 2 3 4 5									59	94		
		1 2 3 4 5									60	95		
		1 2 3 4 5									61	96		
		1 2 3 4 5									62	97		
		1 2 3 4 5									63	98		
		1 2 3 4 5									64	99		
		1 2 3 4 5									65	100		
		1 2 3 4 5									66	101		
		1 2 3 4 5									67	102		
		1 2 3 4 5									68	103		
		1 2 3 4 5									69	104		
		1 2 3 4 5									70	105		
TIME-OUTS FULL / 20 SEC.			TOTALS		(34)		FINAL		(54)					

VISITORS: <u>WEST</u> <u>Red</u> <u>CARLETON</u>			TEAM FOULS					TEAM FOULS					Running Score	
			1	2	3	4	5	1	2	3	4	5		
			FIRST HALF					SECOND HALF						
NO.	POS.	Pers. Fouls	First Quarter		Second Quarter		Third Quarter		Fourth Quarter		1	2		
1		1 2 3 4 5 KURTIS GASSENWITZ									36	71		
2		1 2 3 4 5 Alex Page									37	72		
3		1 2 3 4 5 Glenn THELEMAGUE	2	2	2					2	38	73		
4		1 2 3 4 5 Andrew Baker	2	2	2	2		2		2	39	74		
5		1 2 3 4 5 HANS ST PREUX									40	75		
6		1 2 3 4 5 Josh Kelly				3					41	76		
7		1 2 3 4 5 KOUVNER Dhillon								2	42	77		
8		1 2 3 4 5 Brent Ashfield									43	78		
9		1 2 3 4 5 Corey Johnson	2	2	2	3	3	3	3	2	44	79		
10		1 2 3 4 5 Adveep Grewal									45	80		
11		1 2 3 4 5 Duatch Elmi									46	81		
12		1 2 3 4 5 PRAS Jeyadalingham									47	82		
14		1 2 3 4 5 Malik Chasse									48	83		
		1 2 3 4 5									49	84		
		1 2 3 4 5									50	85		
		1 2 3 4 5									51	86		
		1 2 3 4 5									52	87		
		1 2 3 4 5									53	88		
		1 2 3 4 5									54	89		
		1 2 3 4 5									55	90		
		1 2 3 4 5									56	91		
		1 2 3 4 5									57	92		
		1 2 3 4 5									58	93		
		1 2 3 4 5									59	94		
		1 2 3 4 5									60	95		
		1 2 3 4 5									61	96		
		1 2 3 4 5									62	97		
		1 2 3 4 5									63	98		
		1 2 3 4 5									64	99		
		1 2 3 4 5									65	100		
		1 2 3 4 5									66	101		
		1 2 3 4 5									67	102		
		1 2 3 4 5									68	103		
		1 2 3 4 5									69	104		
		1 2 3 4 5									70	105		
TIME-OUTS FULL / 20 SEC.			TOTALS		(35)		FINAL		(55)					

KEN ORMEROD



Date: _____
Time: _____
Game: _____



Date: Glen 1-31-14
Time: 1:30PM
Game: 22



Date: _____
Time: _____
Game: _____

(Black)

HOME:			TEAM FOULS				TEAM FOULS				Running Score				
J. CLARKE <u>RICHARDSON</u> J. CLARKE (Black)			X	X	X	X	X	X	X	X	X	1	36	71	
NO.	POS.	Pers. Fouls	FIRST HALF				SECOND HALF				1	2	3		
			First Quarter	Second Quarter	Third Quarter	Fourth Quarter	1	2	3	4					
1		12345 FABIAN LUAMBA		2											
2		12345 MARCUS OTTEY	2	233	00		302	(19)							
3		12345 TYREL CEASER	2												
4		12345 MATT MCKAIL	22002	200	222	22	(20)								
5		12345 TEVON ANDERSON		32		22									
10		12345 ALYKHAN BHIMIJI		3											
11		12345 JUSIAH CHEN		0000											
13		12345 NATHAN WILLIAMS													
15		12345 TYRELL LEOTAUD	22	2			002								
22		12345 OKEEN JAMES													
23		12345 JOSH DALEY													
24		12345 MALIK MCLAREN													
30		12345 NICK COORE													
31		12345 SHAGVILLE LOVELL													
32		12345 JORDAN JOHN													
33		12345 TREVOR M'GARITY				232									
35		TIME-OUTS Alex Brown	16	26	11	14									
FULL / 20 SEC. #23 2			TOTALS				FINAL								

VISITORS:			TEAM FOULS				TEAM FOULS				Running Score				
<u>OAKVILLE</u> <u>Holy TRINITY</u> (White)			X	X	X	X	X	X	X	X	X	1	36	71	
NO.	POS.	Pers. Fouls	FIRST HALF				SECOND HALF				1	2	3		
			First Quarter	Second Quarter	Third Quarter	Fourth Quarter	1	2	3	4					
1		12345 CHRIS HANKINS					00								
2		12345 ETINDSA EQUAVOEN													
3		12345 NIGEL GOODRIDGE													
4		12345 JEROME MUGAMBI													
5		12345 LUCAS ORLITA	33												
11		12345 DILLON RUDMAN													
13		12345 NICK ERNEST		23	200	002	(12)								
15		12345 EVAN O'DELL			2										
21		12345 CHRIS SMITH													
22		12345 EVAN VANNIER													
24		12345 SHAMIEL STEVENSON	22		22200	2	(14)								
32		12345 JAMAL FISHER	2												
33		12345 IGNAS BRAZDEIKIS		303	32*	2000	(17)								
		12345													
		12345													
		12345													
TIME-OUTS			TOTALS				FINAL								
FULL / 20 SEC. #23 12			12	13	18	11									




HOME: THORN HILL THORN LEA			TEAM FOULS							TEAM FOULS							Running Score	
			X 2 3 4 5 6 7 8 9 10							X 2 3 4 5 6 7 8 9 10								
			FIRST HALF							SECOND HALF								
NO.	POS.	Pers. Fouls	First Quarter		Second Quarter		Third Quarter		Fourth Quarter									
1		1 2 3 4 5 Alex ARANDA												1	36	71		
2		1 2 3 4 5 HARRY AHMED												2	37	72		
3		X 2 3 4 5 Kanneil Brown			2									3	38	73		
4		X 2 3 4 5 Cam Crieghtney 00					3		2 2					4	39	74		
5		X 2 3 4 5 MARVIN NGONADI 00 X			0 0 2 2				0 0 0 0 (10)					5	40	75		
10		1 2 3 4 5 JADEN LEWIS												6	41	76		
11		X 2 3 4 5 Kimberi Felix			0 0		2 0 0		0 0 0 0					7	42	77		
12		1 2 3 4 5 MARTIN KULINICH												8	43	78		
14		X 2 3 4 5 KADEEM SMITHERN 3 2 3					2		2 2 0 0 (16)					9	44	79		
21		X 2 3 4 5 TRISTAN NEWMAN 2 0 0 2					2							10	45	80		
30		1 2 3 4 5 NIROSAH SURENDRAN												11	46	81		
31		1 2 3 4 5 Eugene Wong												12	47	82		
33		1 2 3 4 5 Jermaine Hall												13	48	83		
35		X 2 3 4 5 Emanuel Shepherd 2 2 2			0 0				2 2 (10)					14	49	84		
		1 2 3 4 5												15	50	85		
		1 2 3 4 5	2						(59)					16	51	86		
		TOTALS	20		9		10		20					17	52	87		
		TIME-OUTS FULL / 20 SEC. * 1 3 * 2							FINAL					18	53	88		
														19	54	89		
														20	55	90		
														21	56	91		
														22	57	92		
														23	58	93		
														24	59	94		
														25	60	95		
														26	61	96		
														27	62	97		
														28	63	98		
														29	64	99		
														30	65	100		
														31	66	101		
														32	67	102		
														33	68	103		
														34	69	104		
														35	70	105		

VISITORS: Kitchener ST MARY'S			TEAM FOULS							TEAM FOULS							Running Score	
			X 2 3 4 5 6 7 8 9 10							X 2 3 4 5 6 7 8 9 10								
			FIRST HALF							SECOND HALF								
NO.	POS.	Pers. Fouls	First Quarter		Second Quarter		Third Quarter		Fourth Quarter									
10		1 2 3 4 5 HEANOK ABARA												1	36	71		
11		1 2 3 4 5 Thijien Simon												2	37	72		
12		X 2 3 4 5 NATHAN RILEY							2 0 0					3	38	73		
13		1 2 3 4 5 ELOSA AGBONZE												4	39	74		
20		1 2 3 4 5 AVERY SUTTON												5	40	75		
21		X 2 3 4 5 Tyneck Thompson			3		2 0 0 0		3 0 0 0 (13)					6	41	76		
22		X 2 3 4 5 Jermaine Kyle					0 0							7	42	77		
30		X 2 3 4 5 JAMARI STEPHENSON			0 0 0				0 0 2 0					8	43	78		
32		X 2 3 4 5 Tesloth Simon 3 2 2 3			2 2		3 3 2		3 (25)					9	44	79		
34		X 2 3 4 5 Tyler Hergott			3									10	45	80		
42		1 2 3 4 5 Bronson Potelhe												11	46	81		
4		1 2 3 4 5 TONY MOI												12	47	82		
		1 2 3 4 5												13	48	83		
		1 2 3 4 5												14	49	84		
		TOTALS	10		12		12		15					15	50	85		
		TIME-OUTS FULL / 20 SEC. * 3 * 2							FINAL					16	51	86		
														17	52	87		
														18	53	88		
														19	54	89		
														20	55	90		
														21	56	91		
														22	57	92		
														23	58	93		
														24	59	94		
														25	60	95		
														26	61	96		
														27	62	97		
														28	63	98		
														29	64	99		
														30	65	100		
														31	66	101		
														32	67	102		
														33	68	103		
														34	69	104		
														35	70	105		

KEN ORMEROD

Date: _____



Time: _____

Game: _____



SALT
Date: 1-31-14

Time: 3PM

Game: 23



Date: _____

Time: _____

Game: _____

HOME: OTTAWA Greg IMMACULTA			TEAM FOULS				TEAM FOULS				Running Score						
			1 2 3 4 5 6 7 8 9 10				1 2 3 4 5 6 7 8 9 10										
			FIRST HALF				SECOND HALF										
NO.	POS.	Pers. Fouls	First Quarter	Second Quarter	Third Quarter	Fourth Quarter	1	2	3	4	5	6	7	8	9	10	
1		1 2 3 4 5 Ameer El Bane			3 0 0	0 0											
3		1 2 3 4 5 Julian Cincoleon															
4		1 2 3 4 5 Sinan Yoncaoglu															
5		1 2 3 4 5 Peter Arnaudov															
6		1 2 3 4 5 Neil Bobal															
7		1 2 3 4 5 Jeff Garcia								0 0							
8		1 2 3 4 5 Jacques Lukusas	2 0 0	2 0 0	2 0 0	0											
9		1 2 3 4 5 Greg Kabre															
10		1 2 3 4 5 Dan Arzerle															
11		1 2 3 4 5 Corlan Challenges															
12		1 2 3 4 5 Quinton Duckworth															
14		1 2 3 4 5 Max Boursiquot	2 2	2 2													
35		1 2 3 4 5 Ryan Simpson		2													
		1 2 3 4 5															
		1 2 3 4 5															
		1 2 3 4 5															
TIME-OUTS FULL / 20 SEC. 1 2 3 1 2			TOTALS				17	12	13	3	7	1					
													FINAL				

VISITORS: Hamilton Red Brebeuf			TEAM FOULS				TEAM FOULS				Running Score						
			1 2 3 4 5 6 7 8 9 10				1 2 3 4 5 6 7 8 9 10										
			FIRST HALF				SECOND HALF										
NO.	POS.	Pers. Fouls	First Quarter	Second Quarter	Third Quarter	Fourth Quarter	1	2	3	4	5	6	7	8	9	10	
0		1 2 3 4 5 Mike Cejes															
1		1 2 3 4 5 Rommel Calera	2 0	2	3	0 0 2 0 0											
2		1 2 3 4 5 Clayton Cain	2		2												
3		1 2 3 4 5 Mark Douglas	3 2	2	2	2											
5		1 2 3 4 5 Justin DiPietro	2	0													
11		1 2 3 4 5 Mohan Kazi		2	2	2											
14		1 2 3 4 5 Nathan Bruzzese	2														
15		1 2 3 4 5 Lucas Johnson															
20		1 2 3 4 5 Jan Fatar do			2												
21		1 2 3 4 5 Max Hajdecki															
23		1 2 3 4 5 Mike Hamilton		0	0												
24		1 2 3 4 5 Veron Kalonji	2 2	2	2	0											
25		1 2 3 4 5 Anjin Marcano		1 0 0													
33		1 2 3 4 5 Seb DiLeonardo															
32		1 2 3 4 5 Juan Aguera															
		1 2 3 4 5	B. Ozimkovic														
TIME-OUTS FULL / 20 SEC. 1 2 3 1 2			TOTALS				21	11	15	13	7	9					
													FINAL				




HOME: 5TM			TEAM FOULS				TEAM FOULS				Running Score		
			FIRST HALF		SECOND HALF								
NO.	POS.	Pers. Fouls	First Quarter	Second Quarter	Third Quarter	Fourth Quarter	1	2	3	4	5	6	7
4		1 2 3 4 5 Joel Clarke	2 2	3		2 2							
5		1 2 3 4 5 Ryan Doornik	0 0 3 2	3 3		2							
10		1 2 3 4 5 Cordell Crockett	2 0 0 0	2	2 0 0								
11		1 2 3 4 5 Phil Robinson											
15		1 2 3 4 5 ARTHUR WILBERFORCE											
21		1 2 3 4 5 Jaylen Clarke		2									
22		1 2 3 4 5 XAVIER ELLIS	2	2	2								
23		1 2 3 4 5 Josh Fournier											
25		1 2 3 4 5 Kevin Butera											
31		1 2 3 4 5 Nicholas Apore											
33		1 2 3 4 5 Osayi Ignivan	0 0 2			2 0 0							
34		1 2 3 4 5 BRANDON CUNNINGHAM		2									
35		1 2 3 4 5 ADRIANO GRILLI											
44		1 2 3 4 5 Rob Heppens tall											
		1 2 3 4 5											
		1 2 3 4 5											
TIME-OUTS FULL / 20 SEC. 1 2 3 1 1			TOTALS				20	37	42	51	54	FINAL	

VISITORS: OTTAWA MERIVALE			TEAM FOULS				TEAM FOULS				Running Score		
			FIRST HALF		SECOND HALF								
NO.	POS.	Pers. Fouls	First Quarter	Second Quarter	Third Quarter	Fourth Quarter	1	2	3	4	5	6	7
0		1 2 3 4 5 Umed Hyderi		0 0	3								
1		1 2 3 4 5 Kevin Metelus	2 3		2	3 3 0 0							
2		1 2 3 4 5 MARWAN SAIED	3		3	2							
3		1 2 3 4 5 SHYMAR BREWSTER	2 3	0 0 2 0 0	2 0 0	0 0 0							
4		1 2 3 4 5 CARROLL LONG											
5		1 2 3 4 5 SHADRA SU	0 0	2		0 0							
10		1 2 3 4 5 DAMIAN WELLINGTON											
11		1 2 3 4 5 SAM WILSON	0 0		0 0	2 0 0							
12		1 2 3 4 5 YOUNESS DERMANI											
13		1 2 3 4 5 MOHAMMED ABDULLAHI											
14		1 2 3 4 5 JERMAINE McTAVISH											
15		1 2 3 4 5 SALIB MOHAMED	0 0	2 2									
21		1 2 3 4 5 Mohamed Sherck											
23		1 2 3 4 5 Shivdeep Pal											
		1 2 3 4 5 Steve W.											
		1 2 3 4 5											
		1 2 3 4 5											
TIME-OUTS FULL / 20 SEC. 1 1 1 1 1			TOTALS				16	30	31	51	58	FINAL	

SALT FLEET

KEN ORMEROD

Date: _____



Time: _____

Game: _____



Date: 1-31-14

Time: 6pm

Game: 25



Date: _____

Time: _____

Game: _____

HOME: SALT FLEET gold			TEAM FOULS				TEAM FOULS				Running Score	
			FIRST HALF		SECOND HALF							
NQ.	POS.	Pers. Fouls	First Quarter	Second Quarter	Third Quarter	Fourth Quarter	1	2	3	4	5	
6		1 2 3 4 5 Kingsley Olson		32								
7		1 2 3 4 5 Kelvan Van										
9		1 2 3 4 5 DARNELL CORTIN		22		2 6						
10		1 2 3 4 5 SAM CATTERSON		2								
12		1 2 3 4 5 BRETT PUTZIG										
13		1 2 3 4 5 NIKOLA DJOSO		2	23	33 (13)						
15		1 2 3 4 5 BENNETT KERLEW										
20		1 2 3 4 5 WOODS BRAUN	2	22						8		
23		1 2 3 4 5 FOSTER BRAUN										
24		1 2 3 4 5 SHANE SINGH				3						
11		1 2 3 4 5 SAMAD KHAN	2									
33		1 2 3 4 5 NICK PETT	2			2 7						
		1 2 3 4 5										
		1 2 3 4 5										
		1 2 3 4 5										
		1 2 3 4 5										
		TIME-OUTS FULL / 20 SEC. 1 2 3 1 2										
		TOTALS	9	19	5	50						
						FINAL						

VISITORS: OAKWOOD blue			TEAM FOULS				TEAM FOULS				Running Score	
			FIRST HALF		SECOND HALF							
NQ.	POS.	Pers. Fouls	First Quarter	Second Quarter	Third Quarter	Fourth Quarter	1	2	3	4	5	
3		1 2 3 4 5 Calvin Epistola			333	00 (12)						
4		1 2 3 4 5 ONTOY DUFF										
11		1 2 3 4 5 JORDAN ROSE			2							
12		1 2 3 4 5 DWAN WILLIAMS	2 2		0000	00						
13		1 2 3 4 5 DEGWAN CASQUART										
14		1 2 3 4 5 BRODY CLARKE	2 0 2 2	002	02	20 (21)						
15		1 2 3 4 5 TYLER O'BRIEN										
21		1 2 3 4 5 SAUL SANCHEZ	00	3		300 7						
22		1 2 3 4 5 ALEX MENSAB										
23		1 2 3 4 5 RUSSELL BAKER		32	2	7						
24		1 2 3 4 5 ALMER JAGDAJ										
32		1 2 3 4 5 SAMUEL BARDAJI										
34		1 2 3 4 5 TJ WHITIKER										
		1 2 3 4 5										
		1 2 3 4 5										
		1 2 3 4 5										
		TIME-OUTS FULL / 20 SEC. 1 2 3 1 2										
		TOTALS	19	11	19	63						
						FINAL						



Date: _____
 Time: _____
 Game: _____



Glendale
 Date: 1-31-14
 Time: 6 PM
 Game: 26



Date: _____
 Time: _____
 Game: _____

HOME: OAKVILLE (white) LOYOLA			TEAM FOULS				TEAM FOULS				Running Score										
NO.	POS.	Pers. Fouls	FIRST HALF										SECOND HALF				1	2	3	4	
			First Quarter		Second Quarter		Third Quarter		Fourth Quarter		Third Quarter		Fourth Quarter								
1		X 2 3 4 5 SPENCE MARION																			
3		1 2 3 4 5 JAHAN KAHN																			
4		1 2 3 4 5 KEN KIOBOLA																			
5		1 2 3 4 5 ROSS PERRI																			
11		X 2 3 4 5 SEAN STEWART		2			2								2						
21		X 1 2 3 4 5 TRENTON FORD	2												2						
22		X 1 2 3 4 5 CHRISITIE CRITELLI	2								2	0	0		0	0	2				
23		1 2 3 4 5 SEB RUSCICA																			
24		X 1 2 3 4 5 AMAN ARI					2	3	2						3			(10)			
32		X 1 2 3 4 5 ALEC TRAYNOR																			
33		X 1 2 3 4 5 DARYL JEAN	2	0	0		2	2	2	2	0							(13)			
50		X 1 2 3 4 5 STEFAN RATAJIC	2				2	0	0	2	0				2			(12)			
		1 2 3 4 5																			
		1 2 3 4 5																			
		1 2 3 4 5																			
		1 2 3 4 5																			
TIME-OUTS FULL / 20 SEC. X 2 3 1 2			TF = 33 for swearing.			TOTALS			10	23	14	(61)		FINAL							

VISITORS: CHATHAM (Blue) KENT			TEAM FOULS				TEAM FOULS				Running Score										
NO.	POS.	Pers. Fouls	FIRST HALF										SECOND HALF				1	2	3	4	
			First Quarter		Second Quarter		Third Quarter		Fourth Quarter		Third Quarter		Fourth Quarter								
3		X 1 2 3 4 5 JAKE LINDLEY	0	0									2								
4		X 1 2 3 4 5 JOEL BARWICK														2	0	0			
5		1 2 3 4 5 GRIFFIN McTAUISH															2	0	0		
10		X 1 2 3 4 5 RICK AN	2	2									2								
11		X 1 2 3 4 5 NICK LADD	2	0	0	2	0	0		0	0	2	0	0		2	2		(20)		
12		X 1 2 3 4 5 IAN SMART	2	0							2	2	2			0	0		(11)		
21		1 2 3 4 5 JOE TURNER																			
22		X 1 2 3 4 5 MARLEY BLOMMERS	0	0	0	0					2	2	2	2	0		0	0	(17)		
23		1 2 3 4 5 DANIEL ALLMAN																			
31		1 2 3 4 5 ISAIAH WRIGHT																			
32		1 2 3 4 5 RAYMOND DINH																			
33		X 1 2 3 4 5 LEE KUCERA																			
51		1 2 3 4 5 MIHAI BRANZAN																			
52		1 2 3 4 5 CARTER WOOD																			
		1 2 3 4 5																			
		1 2 3 4 5																			
		1 2 3 4 5																			
TIME-OUTS FULL / 20 SEC. X 2 3 1 2			TOTALS			17	13	20	(68)		FINAL										

Game #27 6:00pm White

H.W.C.A.A. BASKETBALL

DATE: JAN 30/14

SERIES: JR. SR. MID.

VISITORS: OTTAWA Red
MERIVALE.

NO.	POS.	Pers. Fouls	TEAM FOULS					TEAM FOULS					Running Score	
			FIRST HALF					SECOND HALF					1	2
			1	2	3	4	5	1	2	3	4	5	1	2
			First Quarter	Second Quarter	Third Quarter	Fourth Quarter	First Quarter	Second Quarter	Third Quarter	Fourth Quarter	1	2		
0		1 2 3 4 5	2	3						3	3	71		
1		1 2 3 4 5		3					3	3	3	72		
2		1 2 3 4 5	3	0	3				3	3	3	73		
3		1 2 3 4 5	2	3					2	3	3	74		
4		<u>1</u> <u>2</u> <u>3</u> <u>4</u> <u>5</u>										75		
5		1 2 3 4 5	2	0					0			76		
10		<u>1</u> <u>2</u> <u>3</u> <u>4</u> <u>5</u>										77		
11	2	1 2 3 4 5		2					0	0	2	78		
12		<u>1</u> <u>2</u> <u>3</u> <u>4</u> <u>5</u>										79		
13		<u>1</u> <u>2</u> <u>3</u> <u>4</u> <u>5</u>										80		
14		<u>1</u> <u>2</u> <u>3</u> <u>4</u> <u>5</u>										81		
15		<u>1</u> <u>2</u> <u>3</u> <u>4</u> <u>5</u>										82		
21		<u>1</u> <u>2</u> <u>3</u> <u>4</u> <u>5</u>										83		
23		<u>1</u> <u>2</u> <u>3</u> <u>4</u> <u>5</u>										84		
		<u>1</u> <u>2</u> <u>3</u> <u>4</u> <u>5</u>										85		
		<u>1</u> <u>2</u> <u>3</u> <u>4</u> <u>5</u>										86		
TIME-OUTS FULL / 20 SEC.			TOTALS				TOTALS				35	70		
1 / 1 White			16	37	46	72	FINAL				35	70		

NO.	POS.	Pers. Fouls	TEAM FOULS					TEAM FOULS					Running Score	
			FIRST HALF					SECOND HALF					1	2
			1	2	3	4	5	1	2	3	4	5	1	2
			First Quarter	Second Quarter	Third Quarter	Fourth Quarter	First Quarter	Second Quarter	Third Quarter	Fourth Quarter	1	2		
3		<u>1</u> <u>2</u> <u>3</u> <u>4</u> <u>5</u>											71	
4		<u>1</u> <u>2</u> <u>3</u> <u>4</u> <u>5</u>											72	
10		1 2 3 4 5	3						3				73	
11		1 2 3 4 5	3					3	0				74	
12		<u>1</u> <u>2</u> <u>3</u> <u>4</u> <u>5</u>							3				75	
13		1 2 3 4 5											76	
21		<u>1</u> <u>2</u> <u>3</u> <u>4</u> <u>5</u>											77	
22		<u>1</u> <u>2</u> <u>3</u> <u>4</u> <u>5</u>											78	
24		1 2 3 4 5	2	2	2			2	3				79	
32		<u>1</u> <u>2</u> <u>3</u> <u>4</u> <u>5</u>						2					80	
34		<u>1</u> <u>2</u> <u>3</u> <u>4</u> <u>5</u>	2	0					2	0			81	
		<u>1</u> <u>2</u> <u>3</u> <u>4</u> <u>5</u>											82	
		<u>1</u> <u>2</u> <u>3</u> <u>4</u> <u>5</u>											83	
		<u>1</u> <u>2</u> <u>3</u> <u>4</u> <u>5</u>											84	
		<u>1</u> <u>2</u> <u>3</u> <u>4</u> <u>5</u>											85	
		<u>1</u> <u>2</u> <u>3</u> <u>4</u> <u>5</u>											86	
		<u>1</u> <u>2</u> <u>3</u> <u>4</u> <u>5</u>											87	
		<u>1</u> <u>2</u> <u>3</u> <u>4</u> <u>5</u>											88	
		<u>1</u> <u>2</u> <u>3</u> <u>4</u> <u>5</u>											89	
		<u>1</u> <u>2</u> <u>3</u> <u>4</u> <u>5</u>											90	
		<u>1</u> <u>2</u> <u>3</u> <u>4</u> <u>5</u>											91	
		<u>1</u> <u>2</u> <u>3</u> <u>4</u> <u>5</u>											92	
		<u>1</u> <u>2</u> <u>3</u> <u>4</u> <u>5</u>											93	
		<u>1</u> <u>2</u> <u>3</u> <u>4</u> <u>5</u>											94	
		<u>1</u> <u>2</u> <u>3</u> <u>4</u> <u>5</u>											95	
		<u>1</u> <u>2</u> <u>3</u> <u>4</u> <u>5</u>											96	
		<u>1</u> <u>2</u> <u>3</u> <u>4</u> <u>5</u>											97	
		<u>1</u> <u>2</u> <u>3</u> <u>4</u> <u>5</u>											98	
		<u>1</u> <u>2</u> <u>3</u> <u>4</u> <u>5</u>											99	
		<u>1</u> <u>2</u> <u>3</u> <u>4</u> <u>5</u>											100	
		<u>1</u> <u>2</u> <u>3</u> <u>4</u> <u>5</u>											101	
		<u>1</u> <u>2</u> <u>3</u> <u>4</u> <u>5</u>											102	
		<u>1</u> <u>2</u> <u>3</u> <u>4</u> <u>5</u>											103	
		<u>1</u> <u>2</u> <u>3</u> <u>4</u> <u>5</u>											104	
		<u>1</u> <u>2</u> <u>3</u> <u>4</u> <u>5</u>											105	
TIME-OUTS FULL / 20 SEC.			TOTALS				TOTALS				35	70		
1 / 1 White			15	27	48	69	FINAL				35	70		



HOME: <u>NORTH PARK</u> <u>White</u>			TEAM FOULS				TEAM FOULS				Running Score						
NO.	POS.	Pers. Fouls	FIRST HALF		SECOND HALF		1	2	3	4	5	6	7	8	9	10	
NO.	POS.	Pers. Fouls	First Quarter	Second Quarter	Third Quarter	Fourth Quarter											
2		<u>12345</u> WILLIAM MCARTHUR		22													
10		<u>12345</u> NOAH KUNAS															
11		<u>12345</u> DYSHANE POWELL HODGES		22													
12		<u>12345</u> TYARR POWELL HODGES															
15		12345 ANDREW SELIA	22	2	2												
20		<u>12345</u> MANRAJ SRAR															
21		<u>12345</u> AK RAI															
22		12345 MATT MENUCELLO	33	23	2	3											
23		<u>12345</u> JAGTAJ MATHAROO															
30		<u>12345</u> RYAN TIMMS															
34		<u>12345</u> BRANDON JOHN		2													
44		<u>12345</u> MATT KRASON		00		2											
55		<u>12345</u> JON AULMAGE	32			2											
		<u>12345</u>															
		<u>12345</u>															
		<u>12345</u>															
			TOTALS				16 13 5 7				45						

TIME-OUTS FULL / 20 SEC.
~~1 2~~ ~~1 2~~

VISITORS: <u>Brebewick</u> <u>Red</u>			TEAM FOULS				TEAM FOULS				Running Score						
NO.	POS.	Pers. Fouls	FIRST HALF		SECOND HALF		1	2	3	4	5	6	7	8	9	10	
NO.	POS.	Pers. Fouls	First Quarter	Second Quarter	Third Quarter	Fourth Quarter											
0		<u>12345</u> MIKE CEJES															
1		<u>12345</u> ROMMEL CALURA	22	22													
2		<u>12345</u> CLAYTON CAIN															
3		<u>12345</u> MARK DOUGLIN	2								22						
5		<u>12345</u> JUSTIN DIPIETRO															
11		<u>12345</u> MOHAN KAZI	3														
14		12345 NATHAN BRUZZESE									300						
15		<u>12345</u> LUCAS JOHNSON		33	3	223											
20		<u>12345</u> JAN FATARAO															
21		<u>12345</u> MAX HATJECKE															
23		12345 MICHAEL HAMILTON				200		2									
24		<u>12345</u> VERNON KALONJI	22					2									
25		<u>12345</u> ANJIN MARCAND															
33		<u>12345</u> SERASTIEN DILEONARDO															
32		<u>12345</u> JUC AGUIER															
		<u>12345</u>															
			TOTALS				16 13 5 7				45						

TIME-OUTS FULL / 20 SEC.
 1 2 ~~1 2~~

KEN ORMEROD

Date: _____



Time: _____

Game: _____

MEMORIAL TIP-OFF



Date: 1-31-14

Time: 7:30pm

Game: 30



Date: _____

Time: _____

Game: _____

Glen

HOME: <u>THORN LEA</u> (purple)			TEAM FOULS					TEAM FOULS					Running Score	
			<u>X 2 3 4 5 6 7 8 9 10</u>					<u>X 2 3 4 5 6 7 8 9 10</u>						
			FIRST HALF					SECOND HALF						
NO.	POS.	Pers. Fouls	First Quarter	Second Quarter	Third Quarter	Fourth Quarter								
1		<u>1 2 3 4 5</u> ALEX ARANDA												71
2		<u>X 2 3 4 5</u> HARRY AAMED												72
3		<u>X 2 3 4 5</u> KANNEIL BROWN												73
4		<u>1 2 3 4 5</u> CAM CREIGHTNEY	2 2		2 0 0	0 0 0								74
5		<u>1 2 3 4 5</u> MARVIN NGONADI												75
10		<u>1 2 3 4 5</u> JADEN LEWIS												76
11		<u>X 2 3 4 5</u> KIMBERI FELIX									0 0 0			77
12		<u>1 2 3 4 5</u> MARTIN KULINICH												78
14		<u>X 2 3 4 5</u> KADEEM SMITHEN			2 2 2									79
24		<u>X 2 3 4 5</u> TRISTAN NEWMAN			3 0									80
30		<u>1 2 3 4 5</u> NIKOSAN SURENDRAN												81
31		<u>1 2 3 4 5</u> EUGENE WONG												82
33		<u>1 2 3 4 5</u> JERMAINE HALL												83
35		<u>X 2 3 4 5</u> EMANUEL SHEPHERD	2 3 0 0 2 2		2	2	16							84
25		<u>X 2 3 4 5</u> Marvin Ngnadi	2		0 0 2									85
31		<u>1 2 3 4 5</u>												86
TIME-OUTS FULL / 20 SEC. <u>1 3 1 2</u>			TOTALS				16	8	19	6	FINAL			

VISITORS: <u>JC</u> (white) <u>RICHARDSON</u>			TEAM FOULS					TEAM FOULS					Running Score	
			<u>X 2 3 4 5 6 7 8 9 10</u>					<u>X 2 3 4 5 6 7 8 9 10</u>						
			FIRST HALF					SECOND HALF						
NO.	POS.	Pers. Fouls	First Quarter	Second Quarter	Third Quarter	Fourth Quarter								
1		<u>1 2 3 4 5</u> FABIAN KWAMBA												71
2		<u>X 2 3 4 5</u> MARCUS OTTEY	2 2	0 0 2	0 0	11								72
3		<u>1 2 3 4 5</u> TYREL CEARAR												73
4		<u>X 2 3 4 5</u> MATT MCKAIG			2	2 0								74
5		<u>X 2 3 4 5</u> TEVON ANDERSON	0 0											75
10		<u>1 2 3 4 5</u> ALYKHAN BHIMJJI												76
11		<u>X 2 3 4 5</u> JUSIAH CHEN												77
13		<u>1 2 3 4 5</u> NATHAN WILLIAMS												78
15		<u>1 2 3 4 5</u> TYRELL LEOTALD	0 0		0 0	0								79
22		<u>1 2 3 4 5</u> OKEEN JAMES												80
23		<u>1 2 3 4 5</u> JOSH DALEY												81
24		<u>1 2 3 4 5</u> MAKIK McLAREN				3								82
30		<u>1 2 3 4 5</u> Nick COORE												83
31		<u>1 2 3 4 5</u> SHAQUILLE LOVELL			MARTIN B	27								84
32		<u>1 2 3 4 5</u> JORDAN JOHN			Tony C.									85
33		<u>X 2 3 4 5</u> TREVOR MCGARITY												86
35		<u>X 2 3 4 5</u> ALEX BROWN				2								87
TIME-OUTS FULL / 20 SEC. <u>1 3 1 1</u>			TOTALS				6	4	6	11	FINAL			

STM.

Game # 32

7:30pm

H.W.C.A.A. BASKETBALL

DATE: Jan 30/14

SERIES: JR. SR. MID. Green

VISITORS: KITCHENER.
CAMERON HEIGHTS


NO.	POS.	Pers. Fouls					
1	0	2 3 4 5	CALEB DEKKER.				
2		1 4 5	NIKOLA FARKIC				
3		1 2 3 4 5	PRANAV GAVIRNENI				
4		1 2 3 4 5	GORDON ERKIC				
5		1 2 3 4 5	AFRAZ KHAN				
6		1 3 4 5	SASHA SIMIC				
7		1 3 4 5	JACKIE DO				
8		1 2 3 4 5	JUNIOR BRADFORD				
9		1 2 3 4 5	VIKTOR GJORGIEV				
10		1 2 3 4 5	NIKOLA TRNINIC				
11		1 2 3 4 5	IVAN CUCAK.				
12		1 2 3 4 5	VLAMIMIR DJURDJEVIC				
14		1 2 3 4 5	NATHAN MEKASHA				
21		1 2 3 4 5	JASON THOMPSON				
22		1 2 3 4 5	YONATAN AHFEROM				
23		1 2 3 4 5	CHRIS PHOMSOUVANH.				
TIME-OUTS FULL / 20 SEC. 1 1 1 1			TOTALS				

TEAM FOULS					TEAM FOULS					Running Score		
FIRST HALF					SECOND HALF							
First Quarter	Second Quarter	Third Quarter	Fourth Quarter	Total		First Quarter	Second Quarter	Third Quarter	Fourth Quarter	Total		
1											26	71
2											27	72
3											28	73
4											29	74
5											30	75
6					3	3	2	3	3	(20)	31	76
7											32	77
8											33	78
9											34	79
10											35	80
11											36	81
12											37	82
13					2	2	2	2	2	(23)	38	83
14											39	84
15											40	85
16											41	86
17											42	87
18											43	88
19											44	89
20											45	90
21											46	91
22											47	92
23											48	93
24											49	94
25											50	95
26											51	96
27											52	97
28											53	98
29											54	99
30											55	100
31											56	101
32											57	102
33											58	103
34											59	104
35											60	105
TOTALS					7	16	41	63	FINAL			

HOME: TORONTO White
HENRY CARR.

NO.	POS.	Pers. Fouls					
0		1 2 3 4 5	NATHAN DARKO				
1		1 4 5	TRISTAN THOMPSON				
2	0	2 3 4 5	WILLIAM MAYLOR.				
3		1 3 4 5	BRANDON CHEVANNES.				
4		1 2 3 4 5	SHEVAUN DONALDSON				
5		1 2 3 4 5	TY NELSON				
11		1 2 3 4 5	OSARO FAIRCLOUGH				
12		1 2 3 4 5	GIRECE KAZUMBA				
13		1 2 3 4 5	MICHAEL NELSON				
15		1 2 3 4 5	KYLE LE FAVE				
20		1 2 3 4 5	ORE SAHEED				
25		1 2 3 4 5	GRANT AUDU				
32		1 2 3 4 5	ANTHONY McNISH				
34		1 2 3 4 5	LAMAR. COPELAND.				
35		1 4 5	MARCUS BONNICK.				
		1 2 3 4 5					
TIME-OUTS FULL / 20 SEC. 1 2 1 1			TOTALS				

TEAM FOULS					TEAM FOULS					Running Score		
FIRST HALF					SECOND HALF							
First Quarter	Second Quarter	Third Quarter	Fourth Quarter	Total	First Quarter	Second Quarter	Third Quarter	Fourth Quarter	Total			
1											26	71
2											27	72
3											28	73
4											29	74
5											30	75
6					3						31	76
7											32	77
8											33	78
9											34	79
10											35	80
11											36	81
12											37	82
13					2	2	2	2	(11)		38	83
14											39	84
15											40	85
16											41	86
17											42	87
18											43	88
19											44	89
20											45	90
21											46	91
22											47	92
23											48	93
24											49	94
25											50	95
26											51	96
27											52	97
28											53	98
29											54	99
30											55	100
31											56	101
32											57	102
33											58	103
34											59	104
35											60	105
TOTALS					30	48	69	84	FINAL			




HOME: <u>WEST CARLETON</u> <i>white</i>			TEAM FOULS					TEAM FOULS					Running Score		
			FIRST HALF					SECOND HALF							
NO.	POS.	Pers. Fouls	First Quarter		Second Quarter		Third Quarter		Fourth Quarter		1	2	3		
1		<u>1 2 3 4 5</u> Kurtis CASSEWITZ									✓	36	71		
2		<u>1 2 3 4 5</u> Alex PACIE									✓	37	72		
3	✓	<u>1 2 3 4 5</u> Glenn THELEMAQUE	0	0	2	0					✓	38	73		
4	✓	<u>1 2 3 4 5</u> Andrew BAKER	2				2			2 2	✓	39	74		
5		<u>1 2 3 4 5</u> Hans ST. PREUX									✓	40	75		
6	✓	<u>1 2 3 4 5</u> Josh KELLY									✓	41	76		
7		<u>1 2 3 4 5</u> Kavnar DHILLON			0 2		2 2 2		2	1 1	✓	42	77		
8		<u>1 2 3 4 5</u> Brent ASHFIELD									✓	43	78		
9	✓	<u>1 2 3 4 5</u> Corey JOHNSON	3 3 2		1 0 0 0 2 0 0 3						✓	44	79		
10		<u>1 2 3 4 5</u> Advrep GREWAL								3 3	✓	45	80		
11	✓	<u>1 2 3 4 5</u> Dualch ELMI					3 3			6	✓	46	81		
12		<u>1 2 3 4 5</u> Pras JEYAPALASINGHAM									✓	47	82		
14		<u>1 2 3 4 5</u> Malik CHASSE									✓	48	83		
		<u>1 2 3 4 5</u>									✓	49	84		
		<u>1 2 3 4 5</u>									✓	50	85		
		<u>1 2 3 4 5</u>									✓	51	86		
		<u>1 2 3 4 5</u>									✓	52	87		
		<u>1 2 3 4 5</u>									✓	53	88		
		<u>1 2 3 4 5</u>									✓	54	89		
		<u>1 2 3 4 5</u>									✓	55	90		
		<u>1 2 3 4 5</u>									✓	56	91		
		<u>1 2 3 4 5</u>									✓	57	92		
		<u>1 2 3 4 5</u>									✓	58	93		
		<u>1 2 3 4 5</u>									✓	59	94		
		<u>1 2 3 4 5</u>									✓	60	95		
		<u>1 2 3 4 5</u>									✓	61	96		
		<u>1 2 3 4 5</u>									✓	62	97		
		<u>1 2 3 4 5</u>									✓	63	98		
		<u>1 2 3 4 5</u>									✓	64	99		
		<u>1 2 3 4 5</u>									✓	65	100		
		<u>1 2 3 4 5</u>									✓	66	101		
		<u>1 2 3 4 5</u>									✓	67	102		
		<u>1 2 3 4 5</u>									✓	68	103		
		<u>1 2 3 4 5</u>									✓	69	104		
		<u>1 2 3 4 5</u>									✓	70	105		
TIME-OUTS FULL / 20 SEC. <u>1 2 3</u> / <u>1 2</u>			TOTALS					40	(53)						
									FINAL						

VISITORS: <u>NELSON</u> <i>RED</i>			TEAM FOULS					TEAM FOULS					Running Score		
			FIRST HALF					SECOND HALF							
NO.	POS.	Pers. Fouls	First Quarter		Second Quarter		Third Quarter		Fourth Quarter		1	2	3		
3	✓	<u>1 2 3 4 5</u> Dante DUNCAN	2								✓	36	71		
4		<u>1 2 3 4 5</u> Ifaz UDDIN									✓	37	72		
5	✓	<u>1 2 3 4 5</u> Jordan SOBOT	2		2 0	2				2 0 0 0	✓	38	73		
10	✓	<u>1 2 3 4 5</u> Filip VUTADINOVIC	2 2 0 0 0		2 0 0 2 3	2				2 0 2 0 0	✓	39	74		
11		<u>1 2 3 4 5</u> Chris BOIN									✓	40	75		
12		<u>1 2 3 4 5</u> Kyle ROTTERDAM					2				✓	41	76		
15		<u>1 2 3 4 5</u> Chris NYULI									✓	42	77		
21		<u>1 2 3 4 5</u> John ANDERSON									✓	43	78		
22		<u>1 2 3 4 5</u> Nori RALTSIDIS									✓	44	79		
24		<u>1 2 3 4 5</u> Cole HENDERSON									✓	45	80		
25		<u>1 2 3 4 5</u> Mitchell GOLDIE									✓	46	81		
32		<u>1 2 3 4 5</u> Tyson DELIC									✓	47	82		
33	✓	<u>1 2 3 4 5</u> Stefan DURIC	3 2				0 0 0 2		2 2 0 1 3		✓	48	83		
34	✓	<u>1 2 3 4 5</u> Josh BERG		2			0 0 0 0			4	✓	49	84		
		<u>1 2 3 4 5</u>									✓	50	85		
		<u>1 2 3 4 5</u>									✓	51	86		
		<u>1 2 3 4 5</u>									✓	52	87		
		<u>1 2 3 4 5</u>									✓	53	88		
		<u>1 2 3 4 5</u>									✓	54	89		
		<u>1 2 3 4 5</u>									✓	55	90		
		<u>1 2 3 4 5</u>									✓	56	91		
		<u>1 2 3 4 5</u>									✓	57	92		
		<u>1 2 3 4 5</u>									✓	58	93		
		<u>1 2 3 4 5</u>									✓	59	94		
		<u>1 2 3 4 5</u>									✓	60	95		
		<u>1 2 3 4 5</u>									✓	61	96		
		<u>1 2 3 4 5</u>									✓	62	97		
		<u>1 2 3 4 5</u>									✓	63	98		
		<u>1 2 3 4 5</u>									✓	64	99		
		<u>1 2 3 4 5</u>									✓	65	100		
		<u>1 2 3 4 5</u>									✓	66	101		
		<u>1 2 3 4 5</u>									✓	67	102		
		<u>1 2 3 4 5</u>									✓	68	103		
		<u>1 2 3 4 5</u>									✓	69	104		
		<u>1 2 3 4 5</u>									✓	70	105		
TIME-OUTS FULL / 20 SEC. <u>1 2 3</u> / <u>1 2</u>			TOTALS					49	(65)						
									FINAL						

KEN ORMEROD

Date: _____



Time: _____

Game: _____

MEMORIAL TIP-OFF



SALT Date: 1-31-14

Time: 9 PM

Game: 34



Date: _____

Time: _____

Game: _____

HOME: Herman ^{white}			TEAM FOULS					TEAM FOULS					Running Score	
			1	2	3	4	5	1	2	3	4	5		
			FIRST HALF					SECOND HALF						
NO.	POS.	Pers. Fouls	First Quarter	Second Quarter	Third Quarter	Fourth Quarter	1	2	3	4	5			
1		1 2 3 4 5 AEDON WOODS	2	22								36	71	
2		1 2 3 4 5 JOSEPH CIMPEAN				2						37	72	
4		1 2 3 4 5 JALEN JACKSON										38	73	
5		1 2 3 4 5 SINA GBADESO										39	74	
10		1 2 3 4 5 MARKO KOVAC										40	75	
21		1 2 3 4 5 SHAWN ANDERSON	2		22	22	14					41	76	
22		1 2 3 4 5 ROBEL NEGUSS	2									42	77	
23		1 2 3 4 5 TREVILLE BLYTHE										43	78	
24		1 2 3 4 5 ANDREW MELLE				2						44	79	
30		1 2 3 4 5 STEFAN POPOVAC				002						45	80	
31		1 2 3 4 5 NICK BENNETT				2				00		46	81	
32		1 2 3 4 5 LUKA ADVALOVIC								200		47	82	
33		1 2 3 4 5 BILAL SOUFAN	2									48	83	
		1 2 3 4 5										49	84	
		1 2 3 4 5										50	85	
		1 2 3 4 5										51	86	
		1 2 3 4 5										52	87	
		1 2 3 4 5										53	88	
		1 2 3 4 5										54	89	
		1 2 3 4 5										55	90	
		1 2 3 4 5										56	91	
		1 2 3 4 5										57	92	
		1 2 3 4 5										58	93	
		1 2 3 4 5										59	94	
		1 2 3 4 5										60	95	
		1 2 3 4 5										61	96	
		1 2 3 4 5										62	97	
		1 2 3 4 5										63	98	
		1 2 3 4 5										64	99	
		1 2 3 4 5										65	100	
		1 2 3 4 5										66	101	
		1 2 3 4 5										67	102	
		1 2 3 4 5										68	103	
		1 2 3 4 5										69	104	
		1 2 3 4 5										70	105	
TIME-OUTS FULL / 20 SEC. 1 1 2 2			TOTALS				8	4	13	64	FINAL			

VISITORS: Immacula ^{grey} HA			TEAM FOULS					TEAM FOULS					Running Score	
			1	2	3	4	5	1	2	3	4	5		
			FIRST HALF					SECOND HALF						
NO.	POS.	Pers. Fouls	First Quarter	Second Quarter	Third Quarter	Fourth Quarter	1	2	3	4	5			
1		1 2 3 4 5 AMEER EL BARRY										36	71	
3		1 2 3 4 5 JULIAN CINCOLON										37	72	
4		1 2 3 4 5 SINAN YONCAGOGLU										38	73	
5		1 2 3 4 5 PETER AMANDOU										39	74	
6		1 2 3 4 5 NEIL BORAL	2	2		22						40	75	
7		1 2 3 4 5 JEFF GARCIA										41	76	
8		1 2 3 4 5 JACQUES LUKUSAS	20200	33000	2	00	10					42	77	
9		1 2 3 4 5 GREG KABRE										43	78	
10		1 2 3 4 5 DAN ARTZELUE										44	79	
11		1 2 3 4 5 CORLAN CHALLENGER										45	80	
12		1 2 3 4 5 QUINTON DUCKWORTH			2							46	81	
14		1 2 3 4 5 MAXIME BOURSQUOT	00	323	2	200	10					47	82	
35		1 2 3 4 5 RYAN SIMPSON			2							48	83	
		1 2 3 4 5										49	84	
		1 2 3 4 5										50	85	
		1 2 3 4 5										51	86	
		1 2 3 4 5										52	87	
		1 2 3 4 5										53	88	
		1 2 3 4 5										54	89	
		1 2 3 4 5										55	90	
		1 2 3 4 5										56	91	
		1 2 3 4 5										57	92	
		1 2 3 4 5										58	93	
		1 2 3 4 5										59	94	
		1 2 3 4 5										60	95	
		1 2 3 4 5										61	96	
		1 2 3 4 5										62	97	
		1 2 3 4 5										63	98	
		1 2 3 4 5										64	99	
		1 2 3 4 5										65	100	
		1 2 3 4 5										66	101	
		1 2 3 4 5										67	102	
		1 2 3 4 5										68	103	
		1 2 3 4 5										69	104	
		1 2 3 4 5										70	105	
TIME-OUTS FULL / 20 SEC. 1 1 2 2			TOTALS				11	23	4	59	FINAL			

GAME # 35 9:00PM

H.W.C.A.A. BASKETBALL

DATE: JAN 30/14

SERIES: JR. SR. MID.

VISITORS: MIDLAND.
ST. THERESA.

NO.	POS.	Pers. Fouls	TEAM FOULS / 6		TEAM FOULS		Running Score	
			FIRST HALF		SECOND HALF			
			First Quarter	Second Quarter	Third Quarter	Fourth Quarter		
2		1 2 3 4 5			3 0 0		36 71	
4		1 1 3 4 5	3	2 2	2	2 (11)	37 72	
5		1 2 3 4 5	2				38 73	
10		1 2 3 4 5					39 74	
12		1 1 1 1 5	2 2	0 0 2	2	0 0 (10)	40 75	
15		1 1 1 1 5		2	0 0	2 3	41 76	
22		1 2 3 4 5					42 77	
23		1 2 3 4 5					43 78	
24		1 2 3 4 5					44 79	
25		1 2 3 4 5					45 80	
32		1 1 3 4 5		0 0 2		2	46 81	
42		1 2 3 4 5					47 82	
52		1 2 3 4 5					48 83	
55		1 2 3 4 5					49 84	
		1 2 3 4 5					50 85	
		1 2 3 4 5					51 86	
		1 2 3 4 5					52 87	
		1 2 3 4 5					53 88	
		1 2 3 4 5					54 89	
		1 2 3 4 5					55 90	
		1 2 3 4 5					56 91	
		1 2 3 4 5					57 92	
		1 2 3 4 5					58 93	
		1 2 3 4 5					59 94	
		1 2 3 4 5					60 95	
		1 2 3 4 5					61 96	
		1 2 3 4 5					62 97	
		1 2 3 4 5					63 98	
		1 2 3 4 5					64 99	
		1 2 3 4 5					65 100	
		1 2 3 4 5					66 101	
		1 2 3 4 5					67 102	
		1 2 3 4 5					68 103	
		1 2 3 4 5					69 104	
		1 2 3 4 5					70 105	
TIME-OUTS FULL / 20 SEC. 1 1 1 2			TOTALS 9 21 31 41				FINAL	

HOME: HAMILTON
S.T.M.

NO.	POS.	Pers. Fouls	TEAM FOULS / 5		TEAM FOULS		Running Score	
			FIRST HALF		SECOND HALF			
			First Quarter	Second Quarter	Third Quarter	Fourth Quarter		
40		1 2 3 4 5	2 2 0 0 0	2 0 0 0 0	2	(12)	36 71	
50		1 1 3 4 5				2	37 72	
100		1 1 3 4 5		2 0		0 0	38 73	
110		1 2 3 4 5					39 74	
15		1 2 3 4 5					40 75	
21		1 2 3 4 5	2 2	3 2 3 3	2 2	2 2 (23)	41 76	
22		1 1 3 4 5			2		42 77	
23		1 2 3 4 5				0 0	43 78	
25		1 2 3 4 5					44 79	
31		1 2 3 4 5					45 80	
33		1 1 1 1 5				0 0	46 81	
34		1 2 3 4 5					47 82	
35		1 2 3 4 5					48 83	
44		1 2 3 4 5					49 84	
		1 2 3 4 5					50 85	
		1 2 3 4 5					51 86	
		1 2 3 4 5					52 87	
		1 2 3 4 5					53 88	
		1 2 3 4 5					54 89	
		1 2 3 4 5					55 90	
		1 2 3 4 5					56 91	
		1 2 3 4 5					57 92	
		1 2 3 4 5					58 93	
		1 2 3 4 5					59 94	
		1 2 3 4 5					60 95	
		1 2 3 4 5					61 96	
		1 2 3 4 5					62 97	
		1 2 3 4 5					63 98	
		1 2 3 4 5					64 99	
		1 2 3 4 5					65 100	
		1 2 3 4 5					66 101	
		1 2 3 4 5					67 102	
		1 2 3 4 5					68 103	
		1 2 3 4 5					69 104	
		1 2 3 4 5					70 105	
TIME-OUTS FULL / 20 SEC. 1 1 1 1			TOTALS 11 28 36 46				FINAL	



HOME: ST. MARY'S (Blue)			TEAM FOULS				TEAM FOULS				Running Score				
			FIRST HALF				SECOND HALF				1-35	36-70			
NO.	POS.	Pers. Fouls	1	2	3	4	5	6	7	8			9	10	
10		1 2 3 4 5 HERNOK ABARA												71	
11		1 2 3 4 5 THIJEN SIMON												72	
12		1 2 3 4 5 NATHAN RILEY				00		200		00				73	
13		1 2 3 4 5 EKOSA AGBONZE												74	
20		1 2 3 4 5 AVERY SUTTON				3 3 2		3		0 0 0 0		13		75	
21		1 2 3 4 5 TYNECK THOMPSON	00			2		3 0 0 2 0 2		00				76	
22		1 2 3 4 5 JERMAINE LYLE	3 2			0 0 0		0 0		0 0 0 0 0 0		0 0		77	
30		1 2 3 4 5 JAMARI STEPHENSON	2 2					2		2				78	
32		1 2 3 4 5 TESLOTH SIMON	2			2		2						79	
34		1 2 3 4 5 TYLER HERGOTT				2 2								80	
42		1 2 3 4 5 BRONSON BOTELHO												81	
4		1 2 3 4 5 TONY MOI												82	
		1 2 3 4 5												83	
		1 2 3 4 5												84	
		1 2 3 4 5												85	
		1 2 3 4 5												86	
		1 2 3 4 5												87	
		1 2 3 4 5												88	
		1 2 3 4 5												89	
		1 2 3 4 5												90	
		1 2 3 4 5												91	
		1 2 3 4 5												92	
		1 2 3 4 5												93	
		1 2 3 4 5												94	
		1 2 3 4 5												95	
		1 2 3 4 5												96	
		1 2 3 4 5												97	
		1 2 3 4 5												98	
		1 2 3 4 5												99	
		1 2 3 4 5												100	
		1 2 3 4 5												101	
		1 2 3 4 5												102	
		1 2 3 4 5												103	
		1 2 3 4 5												104	
		1 2 3 4 5												105	
		TIME-OUTS FULL / 20 SEC. 7 3 1 2	TOTALS				11	19	18	60				FINAL	

VISITORS: HOLY TRINITY (White)			TEAM FOULS				TEAM FOULS				Running Score				
			FIRST HALF				SECOND HALF				1-35	36-70			
NO.	POS.	Pers. Fouls	1	2	3	4	5	6	7	8			9	10	
1		1 2 3 4 5 CHRIS HANKINS								2 2				71	
2		1 2 3 4 5 ETINOSA EKUAVOEN				2								72	
3		1 2 3 4 5 NIGEL GOODRIDGE												73	
4		1 2 3 4 5 JEROME MUGAMBI												74	
5		1 2 3 4 5 LUCAS ORHITA	2			2								75	
11		1 2 3 4 5 DILLON RUDMAN												76	
13		1 2 3 4 5 NICK ERNEST	0 0 2 0 2 2		2			2 2		0 0 0 0		18		77	
15		1 2 3 4 5 EVAN O'DELL	0 0			2 0		2						78	
21		1 2 3 4 5 CHRIS SMITH												79	
22		1 2 3 4 5 EVAN VANIER												80	
24		1 2 3 4 5 SAMUEL STEVENSON						3 0 0 2		0 0 2 0 0 0		17		81	
32		1 2 3 4 5 JAMAL FISHER	0 0											82	
33		1 2 3 4 5 IGNAS BRAZDEIKIS	3 2			2 0 0								83	
		1 2 3 4 5												84	
		1 2 3 4 5												85	
		1 2 3 4 5												86	
		1 2 3 4 5												87	
		1 2 3 4 5												88	
		1 2 3 4 5												89	
		1 2 3 4 5												90	
		1 2 3 4 5												91	
		1 2 3 4 5												92	
		1 2 3 4 5												93	
		1 2 3 4 5												94	
		1 2 3 4 5												95	
		1 2 3 4 5												96	
		1 2 3 4 5												97	
		1 2 3 4 5												98	
		1 2 3 4 5												99	
		1 2 3 4 5												100	
		1 2 3 4 5												101	
		1 2 3 4 5												102	
		1 2 3 4 5												103	
		1 2 3 4 5												104	
		1 2 3 4 5												105	
		TIME-OUTS FULL / 20 SEC. 1 1 1 1	TOTALS				18	11	18	61				FINAL	

KEN ORMEROD

Date: _____



Time: _____

Game: _____

MEMORIAL TIP-OFF



Date: SALT 2-1-14

Time: 9AM

Game: 37



Date: _____

Time: _____

Game: _____

HOME: <u>WESTMOUNT</u> ^{white}			TEAM FOULS					TEAM FOULS					Running Score			
			FIRST HALF					SECOND HALF								
NO.	POS.	Pers. Fouls	First Quarter	Second Quarter	Third Quarter	Fourth Quarter	1	2	3	4	5	6	7	8	9	10
2		1 3 4 5 Nem IIIC	3 0 2	2 0 0	2 2											
3		1 2 3 4 5 MATT FLIS														
4		1 2 3 4 5 Amanjet NANNAR	2 2	2		2 3										
5		1 2 3 4 5 Kyle DATZKIW														
10		1 2 3 4 5 Jas Singh		2 3	3											
11		1 2 3 4 5 DAVID McDowell														
13		1 2 3 4 5 MARCUS WU														
15		1 2 3 4 5 ANTHONY HAGOPIAN														
23		1 2 3 4 5 Cam Kap teyn														
24		1 2 3 4 5 FAUD Mohamed	2	3												
25		1 2 3 4 5 Justin Benters	2		2 2 3											
34		1 2 3 4 5 ARHAM SHAW														
35		1 2 3 4 5 Levi Tyrell	2													
23		1 2 3 4 5 Zach PLASINI														
		1 2 3 4 5														
		1 2 3 4 5														
TIME-OUTS FULL / 20 SEC. 1 1 ^{coach T}			TOTALS		17	13	14	13	56	FINAL						

VISITORS: <u>CHAT HAM</u> ^{blue} <u>KENT</u>			TEAM FOULS					TEAM FOULS					Running Score			
			FIRST HALF					SECOND HALF								
NO.	POS.	Pers. Fouls	First Quarter	Second Quarter	Third Quarter	Fourth Quarter	1	2	3	4	5	6	7	8	9	10
3		1 2 3 4 5 JAKE Lindley			3 2	0										
4		1 2 3 4 5 JOEL BARWICK	2	2	2	0 0										
5		1 2 3 4 5 GRIFF M ^c TAVISH		2 0												
10		1 2 3 4 5 RICK An	2	0 0		2 2										
11		1 2 3 4 5 NICK LADD	2 0 0 0		0 0	2 0 0 0										
12		1 2 3 4 5 IAN SMART	2 2 0 0	2	2	0 2										
21		1 2 3 4 5 Joe Turner														
22		1 2 3 4 5 Marley Blombers	2	3		0 0										
23		1 2 3 4 5 DAN ALLMAN														
31		1 2 3 4 5 ISAAH WRIGHT														
32		1 2 3 4 5 RAY DINH														
33		1 2 3 4 5 Lee KUCERA			3											
51		1 2 3 4 5 MIHAI BRANZAN														
52		1 2 3 4 5 CARTER WOOD														
		1 2 3 4 5														
		1 2 3 4 5														
TIME-OUTS FULL / 20 SEC. 1 1			TOTALS		14	9	14	14	57	FINAL						




Date: _____
 Time: _____
 Game: _____

Black



Date: 2-1-14
 Time: 9AM
 Game: 38

Glen



Date: _____
 Time: _____
 Game: _____

HOME: STM (black)

NO.	POS.	Pers. Fouls	TEAM FOULS				TEAM FOULS				Running Score		
			FIRST HALF		SECOND HALF		FIRST HALF		SECOND HALF		1-35	71-105	
			Q1	Q2	Q3	Q4	Q1	Q2	Q3	Q4			
4		<u>1</u> 2 3 4 5 JOEL CLARKE @											
5		<u>1</u> 2 3 4 5 RYAN DOORWICK 22		2		33		0 0 0 0 0 (K)					
10		<u>1</u> 2 3 4 5 CORDELL CROCKETT		2				2 0 0					
11		<u>1</u> 2 3 4 5 PAUL ROBINSON											
15		<u>1</u> 2 3 4 5 ARTHUR WIBERFORCE											
21		1 2 3 4 5 JAYLEN CLARKE		2 2 3				2 0 0 0 0					
22		1 2 3 4 5 XAVIER ELLIS 32				0 0 2		0					
23		<u>1</u> 2 3 4 5 JOSH FOURNIER											
25		<u>1</u> 2 3 4 5 KEVIN BUTERA											
31		<u>1</u> 2 3 4 5 NICHOLAS LAPORE											
33		1 2 3 4 5 OSAYI IGNIKAN 0 0		2		0 0							
34		<u>1</u> 2 3 4 5 BRANDON CUNNINGHAM											
35		<u>1</u> 2 3 4 5 ADRIANO GRILLI											
44		<u>1</u> 2 3 4 5 ROBERT HEPPESTALL 2							2				
		<u>1</u> 2 3 4 5								(55)			
		<u>1</u> 2 3 4 5											
TIME-OUTS FULL / 20 SEC.			TOTALS				14	14	12	15			
1 2 3 1 2										FINAL			

NO.	POS.	Pers. Fouls	TEAM FOULS				TEAM FOULS				Running Score		
			FIRST HALF		SECOND HALF		FIRST HALF		SECOND HALF		1-35	71-105	
			Q1	Q2	Q3	Q4	Q1	Q2	Q3	Q4			
1		1 2 3 4 5 DEVON WOODS @							2				
2		1 2 3 4 5 JOSEPH CIMPEAN											
4		<u>1</u> 2 3 4 5 JALEN JACKSON											
5		1 2 3 4 5 SINA GBADEBO 2				3							
10		<u>1</u> 2 3 4 5 MARKO KOVAC											
21		1 2 3 4 5 SHAWN ANDERSON		3 3				12 pt 3 2 0 0 0					
22		<u>1</u> 2 3 4 5 ROBEK NEGUSS 3											
23		1 2 3 4 5 TREVILLE BLYTHE							2 3				
24		1 2 3 4 5 ANDREW MILL 3											
30		<u>1</u> 2 3 4 5 STEFAN POPOVIC											
31		1 2 3 4 5 NICK BENNETT 3						2	3 3	(11)			
32		1 2 3 4 5 LUKA ADVALOVIC 2 2						2					
33		1 2 3 4 5 BILAL SOUFAN											
		<u>1</u> 2 3 4 5											
		<u>1</u> 2 3 4 5											
		<u>1</u> 2 3 4 5								(49)			
		<u>1</u> 2 3 4 5											
TIME-OUTS FULL / 20 SEC.			TOTALS				17	6	7	19			
1 1 1 1 2										FINAL			

KEN ORMEROD
SALTLEET SECONDARY
MEMORIAL TIP-OFF

Date: _____
Time: _____
Game: _____



SALT
Date: 2-1-14
Time: 10:30AM
Game: 39



Date: _____
Time: _____
Game: _____

HOME: <u>Holy Trinity</u> ^{black}			TEAM FOULS				TEAM FOULS				Running Score	
			1 2 3 4 5 6 7 8 9 10	1 2 3 4 5 6 7 8 9 10					1 2 3 4 5 6 7 8 9 10			
			FIRST HALF		SECOND HALF							
NO.	POS.	Pers. Fouls	First Quarter	Second Quarter	Third Quarter	Fourth Quarter						
1		<u>1 2 3 4 5</u> CHRIS HANKINS	00	00	2	2	(5)		1	36	71	
2		<u>1 2 3 4 5</u> ETINOSA EGUAVOEN							2	37	72	
3		<u>1 2 3 4 5</u> NIGEL GOODRIAGE							3	38	73	
4		<u>1 2 3 4 5</u> JEROME MUGAMBE							4	39	74	
5		<u>1 2 3 4 5</u> LUCAS ORLITA	2			00	4		5	40	75	
11		<u>1 2 3 4 5</u> DELLON RUAMAN							6	41	76	
13		<u>1 2 3 4 5</u> NICK ERNEST	2 2 2	2 2 2	2 0 0	2 0 0 0	(2)		7	42	77	
15		<u>1 2 3 4 5</u> EVAN O'NEILL	2 2				4		8	43	78	
21		<u>1 2 3 4 5</u> CHRIS SMITH							9	44	79	
22		<u>1 2 3 4 5</u> EVAN VANNIER							10	45	80	
24		<u>1 2 3 4 5</u> SHAMIEL STEVENSON		2 3	2		7		11	46	81	
32		<u>1 2 3 4 5</u> JAMAL FISHER				00	2		12	47	82	
33		<u>1 2 3 4 5</u> IGNAS BRAZAEIKIS	00000	3	2 2	2 2 2	(17)		13	48	83	
		<u>1 2 3 4 5</u>							14	49	84	
		<u>1 2 3 4 5</u>							15	50	85	
		<u>1 2 3 4 5</u>							16	51	86	
		<u>1 2 3 4 5</u>							17	52	87	
		<u>1 2 3 4 5</u>							18	53	88	
		<u>1 2 3 4 5</u>							19	54	89	
		<u>1 2 3 4 5</u>							20	55	90	
		<u>1 2 3 4 5</u>							21	56	91	
		<u>1 2 3 4 5</u>							22	57	92	
		<u>1 2 3 4 5</u>							23	58	93	
		<u>1 2 3 4 5</u>							24	59	94	
		<u>1 2 3 4 5</u>							25	60	95	
		<u>1 2 3 4 5</u>							26	61	96	
		<u>1 2 3 4 5</u>							27	62	97	
		<u>1 2 3 4 5</u>							28	63	98	
		<u>1 2 3 4 5</u>							29	64	99	
		<u>1 2 3 4 5</u>							30	65	100	
		<u>1 2 3 4 5</u>							31	66	101	
		<u>1 2 3 4 5</u>							32	67	102	
		<u>1 2 3 4 5</u>							33	68	103	
		<u>1 2 3 4 5</u>							34	69	104	
		<u>1 2 3 4 5</u>							35	70	105	
TIME-OUTS FULL / 20 SEC.			TOTALS									
1 1 1 1 1			16	15	10	18	60		FINAL			

VISITORS: <u>Brebeuf</u> ^{white}			TEAM FOULS				TEAM FOULS				Running Score	
			1 2 3 4 5 6 7 8 9 10	1 2 3 4 5 6 7 8 9 10					1 2 3 4 5 6 7 8 9 10			
			FIRST HALF		SECOND HALF							
NO.	POS.	Pers. Fouls	First Quarter	Second Quarter	Third Quarter	Fourth Quarter						
0		<u>1 2 3 4 5</u> MIKE CESES							1	36	71	
1		<u>1 2 3 4 5</u> Rommel CALURA	2	2	2 2	2 0 3 0	18		2	37	72	
2		<u>1 2 3 4 5</u> Clayton CAIN							3	38	73	
3		<u>1 2 3 4 5</u> MARK DOUGLIN				0 0 0	2		4	39	74	
5		<u>1 2 3 4 5</u> JUSTIN Di PIETRO							5	40	75	
11		<u>1 2 3 4 5</u> Mohan KAZI		2			2		6	41	76	
14		<u>1 2 3 4 5</u> Nathan BRUZZESE	3		00	2	6		7	42	77	
15		<u>1 2 3 4 5</u> LUCAS JOHNSON	3			2	5		8	43	78	
20		<u>1 2 3 4 5</u> JAN FATARAD	3	3			6		9	44	79	
21		<u>1 2 3 4 5</u> MAX HAJDECKI							10	45	80	
23		<u>1 2 3 4 5</u> Michael Hamilton	2 2	3 2	3		15		11	46	81	
24		<u>1 2 3 4 5</u> Vernon Kalonji							12	47	82	
25		<u>1 2 3 4 5</u> ANJIN MARCANO							13	48	83	
33		<u>1 2 3 4 5</u> SEB DILEONARDO							14	49	84	
32		<u>1 2 3 4 5</u> JUAC AGUIER							15	50	85	
		<u>1 2 3 4 5</u>							16	51	86	
		<u>1 2 3 4 5</u>							17	52	87	
		<u>1 2 3 4 5</u>							18	53	88	
		<u>1 2 3 4 5</u>							19	54	89	
		<u>1 2 3 4 5</u>							20	55	90	
		<u>1 2 3 4 5</u>							21	56	91	
		<u>1 2 3 4 5</u>							22	57	92	
		<u>1 2 3 4 5</u>							23	58	93	
		<u>1 2 3 4 5</u>							24	59	94	
		<u>1 2 3 4 5</u>							25	60	95	
		<u>1 2 3 4 5</u>							26	61	96	
		<u>1 2 3 4 5</u>							27	62	97	
		<u>1 2 3 4 5</u>							28	63	98	
		<u>1 2 3 4 5</u>							29	64	99	
		<u>1 2 3 4 5</u>							30	65	100	
		<u>1 2 3 4 5</u>							31	66	101	
		<u>1 2 3 4 5</u>							32	67	102	
		<u>1 2 3 4 5</u>							33	68	103	
		<u>1 2 3 4 5</u>							34	69	104	
		<u>1 2 3 4 5</u>							35	70	105	
TIME-OUTS FULL / 20 SEC.			TOTALS									
1 1 1 1 1			15	15	11	13	51		FINAL			

HOME:		White		TEAM FOULS		TEAM FOULS		Running Score				
				FIRST HALF		SECOND HALF						
				First Quarter	Second Quarter	Third Quarter	Fourth Quarter					
NO.	POS.	Pers. Fouls										
3		1 2 3 4 5 DANTE DUNCAN	3				2					
4		<u>1 2 3 4 5</u> IFAZ UDDIN										
5		<u>1 2 3 4 5</u> JORDAN SOBOT	3 0 0 2	2			0					
10		1 2 3 4 5 FILIP VUJADINOVIC	0 0 2 0	2 2		2 2 2	2 0 0 2					
11		<u>1 2 3 4 5</u> CHRISTIAN BOIN				•						
12		1 2 3 4 5 KYLE ROTTERMAN		2 2								
15		1 2 3 4 5 CHRIS NYULI										
21		<u>1 2 3 4 5</u> JOHN ANDERSON										
22		<u>1 2 3 4 5</u> NORI RALTSIDIS										
24		<u>1 2 3 4 5</u> COLE HENDERSON										
25		<u>1 2 3 4 5</u> MITCHELL GOLDIE										
32		1 2 3 4 5 TYSON DELIC										
33		1 2 3 4 5 STEFAN DURIC	3	0 2 2		2 2	2 3 1 7					
34		1 2 3 4 5 JOSH BERG.										
		<u>1 2 3 4 5</u>										
		<u>1 2 3 4 5</u>										
TIME-OUTS FULL / 20 SEC. 2 3 1 2				TOTALS				18	15	11	14	
								FINAL				

VISITORS:		BLUE		TEAM FOULS		TEAM FOULS		Running Score				
				FIRST HALF		SECOND HALF						
				First Quarter	Second Quarter	Third Quarter	Fourth Quarter					
NO.	POS.	Pers. Fouls										
0		<u>1 2 3 4 5</u> NATHAN DARKO										
1		1 2 3 4 5 TRISTAN THOMPSON	2 2 2	2 2 2		2	1 2					
2		1 2 3 4 5 WILLIAM MAYLOR.										
3		1 2 3 4 5 BRANDON CHEVANNES	0 0									
4		<u>1 2 3 4 5</u> SHEVAUN DONALDSON										
5		1 2 3 4 5 TY NELSON	2	2			• 2 •					
11		<u>1 2 3 4 5</u> OSARO FAIRCLOUGH										
12		1 2 3 4 5 GIRECE KAZUMBA	3									
13		<u>1 2 3 4 5</u> MICHAEL NELSON										
15		<u>1 2 3 4 5</u> KYLE LE FAVE		2			2 2 •					
20		<u>1 2 3 4 5</u> ORE SAHEED										
25		1 2 3 4 5 GRANT AUDU	3 0 0 0	2 0		2 0 2	1 3					
32		<u>1 2 3 4 5</u> ANTHONY M'NISH										
34		<u>1 2 3 4 5</u> LAMAR COPELAND			3 3							
35		1 2 3 4 5 MARCUS BONNICK.	2 2 3 0				3 0 • 1 4					
		<u>1 2 3 4 5</u>										
TIME-OUTS FULL / 20 SEC. 2 3 1 2				TOTALS				25	18	7	20	
								FINAL				

KEN ORMEROD

Date: _____



Time: _____

Game: _____

MEMORIAL TIP-OFF



SALT
Date: 2-1-14

Time: NOON

Game: 41



Date: _____

Time: _____

Game: _____

HOME: Pine Ridgeblack			TEAM FOULS				TEAM FOULS				Running Score					
			FIRST HALF		SECOND HALF		FIRST HALF		SECOND HALF							
NO.	POS.	Pers. Fouls	First Quarter	Second Quarter	Third Quarter	Fourth Quarter	1	2	3	4	5	6	7	8	9	10
1		12345 JOEL DASHI		2	22	3	9									
2		12345 ARIE MCINTOSH														
3		12345 JORDAN HENRY ✓	2	2002	2		9									
4		12345 JAY WILLIAMS ✓	2	2	200		7									
5		12345 CHASE VASSELL ✓	3000	3	223		19									
10		12345 MARK STEPHENS														
11		12345 OSHAY McLAUGHLIN														
13		12345 DANIEL WRIGHT			2		2									
14		12345 DEONDOE HEWITT														
15		12345 JHAVORN SAUNDERS ✓			2		2									
20		12345 MICHAEL GAYLE														
21		12345 MESCHACH GREEN ✓														
23		12345 TROY HALL														
25		12345 ERWIN BRIMMO														
31		12345 MUSTAFA PRINCE														
37 2		12345 SHAMAR ANDERSON														
45		12345 KRISTOS VAGENAS														
TIME-OUTS FULL / 20 SEC. 1 2 2			TOTALS				13	12	20	3/19	FINAL					

VISITORS: OAKWOOD ^{gold}			TEAM FOULS				TEAM FOULS				Running Score					
			FIRST HALF		SECOND HALF		FIRST HALF		SECOND HALF							
NO.	POS.	Pers. Fouls	First Quarter	Second Quarter	Third Quarter	Fourth Quarter	1	2	3	4	5	6	7	8	9	10
3		12345 CALVIN EPISTOLA	33333				19									
4		12345 ONTOY DUFF														
11		12345 JORDAN ROSE	2	2			4									
12		12345 DWAN WILLIAMS	2	200	22		13									
13		12345 DEQUAN CASQUARI														
14		12345 BRODY CLARKE	0022	2220	2		15									
15		12345 TYLER O'BRIEN					1									
21		12345 SAUL SANCHEZ														
22		12345 ALEX MENSAH					1									
23		12345 RUSSELL BAKER		2000	2000		17									
24		12345 ALMEN JAGDOUL					1									
32		12345 SAM BARDAJI														
34		12345 TJ WHITIKER														
		12345														
		12345														
		12345														
TIME-OUTS FULL / 20 SEC. 1 2 2			TOTALS				28	20	16	72	FINAL					

KEN ORMEROD

Date: _____



Time: _____



Game: _____

MEMORIAL TIP-OFF



Date: Glen 2-1-14

Time: NOON

Game: 42



Date: _____

Time: _____

Game: _____

HOME: THORNLEA (White)			TEAM FOULS		TEAM FOULS		Running Score		
			1 2 3 4 5 6 7 8 9 10	1 2 3 4 5 6 7 8 9 10			1	26	71
			FIRST HALF		SECOND HALF				
NO.	POS.	Pers. Fouls	First Quarter	Second Quarter	Third Quarter	Fourth Quarter	1	26	71
1		<u>1 2 3 4 5</u> ALEX ARANDA					2	37	72
2		1 2 3 4 5 HAAWY AHMED					3	38	73
3		1 2 3 4 5 KANNEIL BROWN				2	4	39	74
4		1 2 3 4 5 CAMERON CRIEHTNEY	33		3222		5	40	75
5		1 2 3 4 5 MARVIN NGONADI	2200				6	41	76
10		<u>1 2 3 4 5</u> JAADEN LEWIS					7	42	77
11		1 2 3 4 5 KIMBERL SAINT FELIX	0	2		0	8	43	78
12		<u>1 2 3 4 5</u> MARTIN KULINICH					9	44	79
14		1 2 3 4 5 KADEEM SMITHEN		2220		0	10	45	80
21		<u>1 2 3 4 5</u> TRISTAN NEWMAN	23	2	0	0	11	46	81
30		<u>1 2 3 4 5</u> NIROSAN SURENDRAN					12	47	82
31		<u>1 2 3 4 5</u> EUGENE WONG					13	48	83
33		<u>1 2 3 4 5</u> JERMAINE HALL					14	49	84
35		<u>1 2 3 4 5</u> EMANUEL SHEPHERD	2	2	03	0	15	50	85
		<u>1 2 3 4 5</u>					16	51	86
		<u>1 2 3 4 5</u>					17	52	87
		<u>1 2 3 4 5</u>					18	53	88
		<u>1 2 3 4 5</u>					19	54	89
		<u>1 2 3 4 5</u>					20	55	90
		<u>1 2 3 4 5</u>					21	56	91
		<u>1 2 3 4 5</u>					22	57	92
		<u>1 2 3 4 5</u>					23	58	93
		<u>1 2 3 4 5</u>					24	59	94
		<u>1 2 3 4 5</u>					25	60	95
		<u>1 2 3 4 5</u>					26	61	96
		<u>1 2 3 4 5</u>					27	62	97
		<u>1 2 3 4 5</u>					28	63	98
		<u>1 2 3 4 5</u>					29	64	99
		<u>1 2 3 4 5</u>					30	65	100
		<u>1 2 3 4 5</u>					31	66	101
		<u>1 2 3 4 5</u>					32	67	102
		<u>1 2 3 4 5</u>					33	68	103
		<u>1 2 3 4 5</u>					34	69	104
		<u>1 2 3 4 5</u>					35	70	105
TIME-OUTS FULL / 20 SEC. 1 1 3 1 2			TOTALS		22	14	14	7	FINAL

VISITORS: MERIVILE (Red)			TEAM FOULS		TEAM FOULS		Running Score		
			1 2 3 4 5 6 7 8 9 10	1 2 3 4 5 6 7 8 9 10			1	36	71
			FIRST HALF		SECOND HALF				
NO.	POS.	Pers. Fouls	First Quarter	Second Quarter	Third Quarter	Fourth Quarter	1	36	71
3	0	1 2 3 4 5 V. HYPERI	30		33		2	37	72
1		1 2 3 4 5 KICK METEUS	2	3	3	32	3	38	73
2		<u>1 2 3 4 5</u> SAM EZEY M. SAIED				3	4	39	74
3		1 2 3 4 5 S. BREWSTER	22			0	5	40	75
4		1 2 3 4 5 ANTHONY EZEY				0	6	41	76
5		1 2 3 4 5 PETER GREVE				2	7	42	77
10		<u>1 2 3 4 5</u> D. WELLINGTON					8	43	78
11		1 2 3 4 5 S. WILSON			0	2	9	44	79
13		1 2 3 4 5 M. ABDULLAH					10	45	80
14		<u>1 2 3 4 5</u> JONAH T. FERG.					11	46	81
15		<u>1 2 3 4 5</u> S. MOHAMMED		20			12	47	82
21		1 2 3 4 5 M. SAEICK					13	48	83
23		<u>1 2 3 4 5</u> S. PAL.					14	49	84
		<u>1 2 3 4 5</u>					15	50	85
		<u>1 2 3 4 5</u>					16	51	86
		<u>1 2 3 4 5</u>					17	52	87
		<u>1 2 3 4 5</u>					18	53	88
		<u>1 2 3 4 5</u>					19	54	89
		<u>1 2 3 4 5</u>					20	55	90
		<u>1 2 3 4 5</u>					21	56	91
		<u>1 2 3 4 5</u>					22	57	92
		<u>1 2 3 4 5</u>					23	58	93
		<u>1 2 3 4 5</u>					24	59	94
		<u>1 2 3 4 5</u>					25	60	95
		<u>1 2 3 4 5</u>					26	61	96
		<u>1 2 3 4 5</u>					27	62	97
		<u>1 2 3 4 5</u>					28	63	98
		<u>1 2 3 4 5</u>					29	64	99
		<u>1 2 3 4 5</u>					30	65	100
		<u>1 2 3 4 5</u>					31	66	101
		<u>1 2 3 4 5</u>					32	67	102
		<u>1 2 3 4 5</u>					33	68	103
		<u>1 2 3 4 5</u>					34	69	104
		<u>1 2 3 4 5</u>					35	70	105
TIME-OUTS FULL / 20 SEC. 1 2 3 1 1			TOTALS		10	5	11	13	FINAL

KEN ORMEROD



Date: _____

Time: _____

Game: _____



SALT Date: 2-1-14

Time: 1:30 PM

Game: 43



Date: FINAL

Time: 11TH

Game: PLACE


HOME: <u>Herman</u>			TEAM FOULS					TEAM FOULS					Running Score		
			1	2	3	4	5	1	2	3	4	5			
			FIRST HALF					SECOND HALF							
NO.	POS.	Pers. Fouls	First Quarter		Second Quarter		Third Quarter		Fourth Quarter		1	2	3		
1		<u>1 2 3 4 5</u> Devon Woods									1	36	71		
2		<u>1 2 3 4 5</u> Joseph Cimpean									2	37	72		
4		<u>1 2 3 4 5</u> Jalen Jackson									3	38	73		
5		<u>1 2 3 4 5</u> Sina Gbadebo									4	39	74		
10		<u>1 2 3 4 5</u> MARKO KOVAC									5	40	75		
21		<u>1 2 3 4 5</u> Shawn Anderson									6	41	76		
22		<u>1 2 3 4 5</u> Robel Neguss									7	42	77		
23		<u>1 2 3 4 5</u> Trevelle Blythe									8	43	78		
24		<u>1 2 3 4 5</u> Andrew Mill									9	44	79		
30		<u>1 2 3 4 5</u> STEFAN POPOVAC									10	45	80		
31		<u>1 2 3 4 5</u> NICK BENNETT									11	46	81		
32		<u>1 2 3 4 5</u> LUKA ADVALOVIC									12	47	82		
33		<u>1 2 3 4 5</u> Bilal Soufan									13	48	83		
		<u>1 2 3 4 5</u>									14	49	84		
		<u>1 2 3 4 5</u>									15	50	85		
		<u>1 2 3 4 5</u>									16	51	86		
		<u>1 2 3 4 5</u>									17	52	87		
		<u>1 2 3 4 5</u>									18	53	88		
		<u>1 2 3 4 5</u>									19	54	89		
		<u>1 2 3 4 5</u>									20	55	90		
		<u>1 2 3 4 5</u>									21	56	91		
		<u>1 2 3 4 5</u>									22	57	92		
		<u>1 2 3 4 5</u>									23	58	93		
		<u>1 2 3 4 5</u>									24	59	94		
		<u>1 2 3 4 5</u>									25	60	95		
		<u>1 2 3 4 5</u>									26	61	96		
		<u>1 2 3 4 5</u>									27	62	97		
		<u>1 2 3 4 5</u>									28	63	98		
		<u>1 2 3 4 5</u>									29	64	99		
		<u>1 2 3 4 5</u>									30	65	100		
		<u>1 2 3 4 5</u>									31	66	101		
		<u>1 2 3 4 5</u>									32	67	102		
		<u>1 2 3 4 5</u>									33	68	103		
		<u>1 2 3 4 5</u>									34	69	104		
		<u>1 2 3 4 5</u>									35	70	105		
TIME-OUTS			TOTALS					TOTALS					FINAL		
FULL / 20 SEC.															
1 2 3 1 2															

NOT PLAYED

VISITORS: <u>Westmount</u>			TEAM FOULS					TEAM FOULS					Running Score		
			1	2	3	4	5	1	2	3	4	5			
			FIRST HALF					SECOND HALF							
NO.	POS.	Pers. Fouls	First Quarter		Second Quarter		Third Quarter		Fourth Quarter		1	2	3		
2		<u>1 2 3 4 5</u> Nem Ilic									1	36	71		
3		<u>1 2 3 4 5</u> MATT FLIS									2	37	72		
4		<u>1 2 3 4 5</u> Amanjot Nannar									3	38	73		
5		<u>1 2 3 4 5</u> Kyle DATZKIW									4	39	74		
10		<u>1 2 3 4 5</u> JAS Singh									5	40	75		
11		<u>1 2 3 4 5</u> DAVID McDowell									6	41	76		
13		<u>1 2 3 4 5</u> MARCUS WU									7	42	77		
15		<u>1 2 3 4 5</u> ANTHONY HAGOPIAN									8	43	78		
23		<u>1 2 3 4 5</u> Cam KAPTEYN									9	44	79		
25		<u>1 2 3 4 5</u> Justin Lenters									10	45	80		
34		<u>1 2 3 4 5</u> Arham Shaw									11	46	81		
35		<u>1 2 3 4 5</u> Levi Tyrell									12	47	82		
23		<u>1 2 3 4 5</u> Zach Plausini									13	48	83		
		<u>1 2 3 4 5</u>									14	49	84		
		<u>1 2 3 4 5</u>									15	50	85		
		<u>1 2 3 4 5</u>									16	51	86		
		<u>1 2 3 4 5</u>									17	52	87		
		<u>1 2 3 4 5</u>									18	53	88		
		<u>1 2 3 4 5</u>									19	54	89		
		<u>1 2 3 4 5</u>									20	55	90		
		<u>1 2 3 4 5</u>									21	56	91		
		<u>1 2 3 4 5</u>									22	57	92		
		<u>1 2 3 4 5</u>									23	58	93		
		<u>1 2 3 4 5</u>									24	59	94		
		<u>1 2 3 4 5</u>									25	60	95		
		<u>1 2 3 4 5</u>									26	61	96		
		<u>1 2 3 4 5</u>									27	62	97		
		<u>1 2 3 4 5</u>									28	63	98		
		<u>1 2 3 4 5</u>									29	64	99		
		<u>1 2 3 4 5</u>									30	65	100		
		<u>1 2 3 4 5</u>									31	66	101		
		<u>1 2 3 4 5</u>									32	67	102		
		<u>1 2 3 4 5</u>									33	68	103		
		<u>1 2 3 4 5</u>									34	69	104		
		<u>1 2 3 4 5</u>									35	70	105		
TIME-OUTS			TOTALS					TOTALS					FINAL		
FULL / 20 SEC.															
1 2 3 1 2															

KEN ORMEROD

Date: _____



Time: _____

Game: _____

MEMORIAL TIP-OFF



Glen Date: 2-1-14

Time: 1:30pm

Game: 44



Roach-Towler Date: FINAL

Time: (9TH)

Game: PLACE)

HOME: HAMILTON STM			TEAM FOULS					TEAM FOULS					Running Score		
			1 2 3 4 5 6 7 8 9 10					1 2 3 4 5 6 7 8 9 10							
			FIRST HALF					SECOND HALF							
NO.	POS.	Pers. Fouls	First Quarter	Second Quarter	Third Quarter	Fourth Quarter									
4		1 2 3 4 5	JOEL CLARKE	2 0 0 2 2 1 0		2	3 16								
5		1 2 3 4 5	R. DOORNICK	2 0	2	2 3 3 0 0	2 0 0 0 0	18							
10		1 2 3 4 5	C. CROCKETT				0 0								
11		1 2 3 4 5	P. ROBINSON												
15		1 2 3 4 5	A. WILBERFORCE												
21		1 2 3 4 5	JAYEN CLARKE	2 3 0	3	2 0 0	2 2 2 0 0 0 0 0 0 0	20							
22		1 2 3 4 5	X. ELLIS	2 0			3								
23		1 2 3 4 5	J. FOURNIER												
25		1 2 3 4 5	K. BUTERA												
31		1 2 3 4 5	N. LAPORE												
33		1 2 3 4 5	O. IGNIVAN												
34		1 2 3 4 5	B. CUNNINGHAM												
35		1 2 3 4 5	A. GRILLI												
44		1 2 3 4 5	R. HEPPESTAIL	2 2 0			0 0								
		1 2 3 4 5													
		1 2 3 4 5													
TIME-OUTS FULL / 20 SEC. 1 1 3 1 2			TOTALS							62			FINAL		

VISITORS: CHATHAM			TEAM FOULS					TEAM FOULS					Running Score		
			1 2 3 4 5 6 7 8 9 10					1 2 3 4 5 6 7 8 9 10							
			FIRST HALF					SECOND HALF							
NO.	POS.	Pers. Fouls	First Quarter	Second Quarter	Third Quarter	Fourth Quarter									
3		1 2 3 4 5	J. LINDLEY	3 2		2									
4		1 2 3 4 5	J. BARWICK		2 0										
5		1 2 3 4 5	G. McTAVISH				0 0 0								
10		1 2 3 4 5	R. AN			2 0 0									
11		1 2 3 4 5	N. LADD	0 0 2		2	0 0								
12		1 2 3 4 5	I. SMART	2 2 2 0 1	2 3	2 0 0 2	2 2	22							
21		1 2 3 4 5	J. TURNER												
22		1 2 3 4 5	M. BLOMMERS		0 0 0 0		2 0 0 2								
23		1 2 3 4 5	D. ALLMAN												
31		1 2 3 4 5	I. WRIGHT												
32		1 2 3 4 5	R. DINH												
33		1 2 3 4 5	L. KUCERA												
51		1 2 3 4 5	M. BRANZAN												
52		1 2 3 4 5	C. WOOD												
		1 2 3 4 5													
		1 2 3 4 5													
TIME-OUTS FULL / 20 SEC. 1 1 1 1 1			TOTALS							56			FINAL		

KEN ORMEROD

Date: _____



Time: _____

Game: _____


MEMORIAL TIP-OFF



Date: 2-1-14

Time: 3 PM

Game: 4645



Date: maclean-Newton

Time: FINAL

Game: (7th Place)

HOME: <u>Burt Nelson</u> (White)			TEAM FOULS				TEAM FOULS				Running Score		
			<u>X 2 3 4 5 6 7 8 9 10</u>				<u>X 2 3 4 5 6 7 8 9 10</u>						
			FIRST HALF				SECOND HALF						
NO.	POS.	Pers. Fouls	First Quarter		Second Quarter		Third Quarter		Fourth Quarter				
3		<u>X 2 3 4 5</u> DANTE DUNCAN	0	0	0	0			0		1	36	71
4		<u>1 2 3 4 5</u> IRAZ UDDIN									2	37	72
5		<u>X 2 3 4 5</u> JORDAN SOBOT	2	2			3		2	2	3	38	73
10		<u>X 2 3 4 5</u> FILIP VUJADINOVIC	2	2	2	2	2	2	2	2	4	39	74
11		<u>X 2 3 4 5</u> CHRISTIEN BOIN							0	0	5	40	75
12		<u>X 2 3 4 5</u> KYLE ROTTERMAN	2						0	2	6	41	76
15		<u>1 2 3 4 5</u>									7	42	77
21		<u>X 2 3 4 5</u> JOHN ANDERSON									8	43	78
22		<u>X 2 3 4 5</u> NARI BALSIDIS							2		9	44	79
24		<u>1 2 3 4 5</u> COLE HENDERSON									10	45	80
25		<u>1 2 3 4 5</u> MITCHELL GOLDIE									11	46	81
32		<u>1 2 3 4 5</u>									12	47	82
33		<u>X 2 3 4 5</u> STEFAN DURIC	3	3			2	2	0	0	13	48	83
34		<u>X 2 3 4 5</u> JOSH BERG									14	49	84
		<u>1 2 3 4 5</u>									15	50	85
		<u>1 2 3 4 5</u>									16	51	86
											17	52	87
											18	53	88
											19	54	89
											20	55	90
											21	56	91
											22	57	92
											23	58	93
											24	59	94
											25	60	95
											26	61	96
											27	62	97
											28	63	98
											29	64	99
											30	65	100
											31	66	101
											32	67	102
											33	68	103
											34	69	104
											35	70	105
TIME-OUTS FULL / 20 SEC. <u>2 3</u>			TOTALS				16				69 FINAL		

VISITORS: <u>St. J Brebeuf</u> (Red)			TEAM FOULS				TEAM FOULS				Running Score		
			<u>X 2 3 4 5 6 7 8 9 10</u>				<u>X 2 3 4 5 6 7 8 9 10</u>						
			FIRST HALF				SECOND HALF						
NO.	POS.	Pers. Fouls	First Quarter		Second Quarter		Third Quarter		Fourth Quarter				
0		<u>X 2 3 4 5</u> MIKE CEJES									1	36	71
1		<u>X 2 3 4 5</u> ROMMEL CALURA	0	0	2	2	2		2	10	2	37	72
2		<u>X 2 3 4 5</u> CLAYTON CAIN									3	38	73
3		<u>X 2 3 4 5</u> MARK DOUGLIN	2	2	0	0			2	9	4	39	74
5		<u>1 2 3 4 5</u> JUSTIN DiPIETRO									5	40	75
11		<u>X 2 3 4 5</u> MOHAN KAZI	0	0					3	3	6	41	76
14		<u>X 2 3 4 5</u> NATHAN BRUZZESE	0	0			2				7	42	77
15		<u>X 2 3 4 5</u> LUCAS JOHNSON									8	43	78
20		<u>X 2 3 4 5</u> JAW FATARDO	3				2		2		9	44	79
21		<u>1 2 3 4 5</u> MAX HAJDECKI									10	45	80
23		<u>X 2 3 4 5</u> MICHAEL HAMILTON	2	2			2		0	2	11	46	81
24		<u>X 2 3 4 5</u> VERON KALONJI		2			3				12	47	82
25		<u>1 2 3 4 5</u> ANTON MARCANO							0		13	48	83
33		<u>X 2 3 4 5</u> SEB DiLEONARDO									14	49	84
32		<u>1 2 3 4 5</u> JMAC AGUIER									15	50	85
		<u>1 2 3 4 5</u>									16	51	86
											17	52	87
											18	53	88
											19	54	89
											20	55	90
											21	56	91
											22	57	92
											23	58	93
											24	59	94
											25	60	95
											26	61	96
											27	62	97
											28	63	98
											29	64	99
											30	65	100
											31	66	101
											32	67	102
											33	68	103
											34	69	104
											35	70	105
TIME-OUTS FULL / 20 SEC. <u>1 3</u>			TOTALS				16				61 FINAL		

Date: _____
Time: _____
Game: _____



SALT
Date: 2-1-14
Time: 3pm
Game: 46



Date: Joe Raso
Time: FINAL
Game: (6th place)

HOME: FATHER Henry Carr white			TEAM FOULS					TEAM FOULS					Running Score											
			1	2	3	4	5	6	7	8	9	10	1	2	3	4	5	6	7	8	9	10		
			FIRST HALF					SECOND HALF																
NO.	POS.	Pers. Fouls	First Quarter		Second Quarter			Third Quarter		Fourth Quarter														
0		1 2 3 4 5 Nathan ASAMOAH DARKO												36	71									
1		1 2 3 4 5 Tristan THOMPSON			0									37	72									
2		1 2 3 4 5 William MAYLOR												38	73									
3		1 2 3 4 5 Brandon CHERANNES 00			2 0 0 2							8		39	74									
4		1 2 3 4 5 Shevann DONALDSON												40	75									
5		1 2 3 4 5 Ty STEWART NELSON 2			0 0				0			4		41	76									
11		1 2 3 4 5 Osaro FAIRCLOUGH												42	77									
12		1 2 3 4 5 Girece KAZUMBA							2 0 0			4		43	78									
13		1 2 3 4 5 Michael NELSON												44	79									
15		1 2 3 4 5 Kyle LeFAVE						3	3 0 0			8		45	80									
20		1 2 3 4 5 Ore SAHEED												46	81									
25		1 2 3 4 5 Grant AUDU 00 2 0			0 0 2 0			0 0 2 2	2			15		47	82									
32		1 2 3 4 5 Anthony MCNISH												48	83									
34		1 2 3 4 5 Lamar COPELAND			2 0							2		49	84									
35		1 2 3 4 5 Marcus BONNICK 0 0 2			2				2 2			9		50	85									
TIME-OUTS FULL / 20 SEC.			TOTALS			13	13	9	13	FINAL				51	86									
1 2 3 4 5														52	87									
														53	88									
														54	89									
														55	90									
														56	91									
														57	92									
														58	93									
														59	94									
														60	95									
														61	96									
														62	97									
														63	98									
														64	99									
														65	100									
														66	101									
														67	102									
														68	103									
														69	104									
														70	105									

VISITORS: Holy Trinity black			TEAM FOULS					TEAM FOULS					Running Score											
			1	2	3	4	5	6	7	8	9	10	1	2	3	4	5	6	7	8	9	10		
			FIRST HALF					SECOND HALF																
NO.	POS.	Pers. Fouls	First Quarter		Second Quarter			Third Quarter		Fourth Quarter														
1		1 2 3 4 5 Chris HAWKINS			3			3	0 0 0 0			10		36	71									
2		1 2 3 4 5 Etinosa EGAAVOEN						3				3		37	72									
3		1 2 3 4 5 Nigel GOODRIDGE												38	73									
4		1 2 3 4 5 Jerome MUGAMBI												39	74									
5		1 2 3 4 5 Lucas ORLITA							3			3		40	75									
11		1 2 3 4 5 Dhillon RUDMAN												41	76									
13		1 2 3 4 5 Nick ERNEST												42	77									
15		1 2 3 4 5 Evan O'DELL												43	78									
21		1 2 3 4 5 Chris SMITH												44	79									
22		1 2 3 4 5 Evan VANNIER												45	80									
24		1 2 3 4 5 Shamiel STEVENSON 2 0 0			2 2 2				0 0			12		46	81									
32		1 2 3 4 5 Jamal FISHER 0 0			2 0 2				2 0			7		47	82									
33		1 2 3 4 5 Ignas BRAZDEKIS 2			2			3 2	3			10		48	83									
TIME-OUTS FULL / 20 SEC.			TOTALS			5	15	11	14	FINAL				49	84									
1 2 3 4 5														50	85									
														51	86									
														52	87									
														53	88									
														54	89									
														55	90									
														56	91									
														57	92									
														58	93									
														59	94									
														60	95									
														61	96									
														62	97									
														63	98									
														64	99									
														65	100									
														66	101									
														67	102									
														68	103									
														69	104									
														70	105									

KEN ORMEROD

Date: _____



Time: _____

Game: _____

MEMORIAL TIP-OFF



SALT
Date: 2-1-14

Time: 4:30pm

Game: 47



Date: Ken O

Time: FINAL

Game: (300 Place)

HOME: MERIVALE ^{white}			TEAM FOULS							TEAM FOULS							Running Score									
			1	2	3	4	5	6	7	8	9	10	1	2	3	4	5	6	7	8	9	10	1	2	3	
			FIRST HALF							SECOND HALF																
NO.	POS.	Pers. Fouls	First Quarter		Second Quarter		Third Quarter		Fourth Quarter																	
0	✓	1 2345 Umed HYDERI							2	0	0	0	0	0	0	0	0	0	0	0	0	2	36	37	74	
1	✓	1 2345 Kevin METELUS	3	3					2				2										17	75	76	77
2	✓	12345 Marwan SAEED	3	3	0	0			3														15	78	79	80
3	✓	1 2345 Shymar BREWSTER					2	2					2										8	81	82	83
		12345 Carroll																						84	85	86
5		1 2345 Shadra SU	2	2									0	0	0								6	87	88	89
10		12345 Damian WELLINGTON																						90	91	92
11	✓	1 2345 Sam WILSON	0	2			2	2					2	0	0	0							16	93	94	95
		12345 XXXXXXXXXX																						96	97	98
13		12345 Mohammed ABDULLAH																						99	100	101
14		12345 Jermaine McINTOSH																						102	103	104
15		12345 Salih MOHAMED							2				7										2	105		
43		12345 Mohamed SHEICK																								
23		12345 Shivdeep PAL																								
		12345																					71			
		12345																								
TIME-OUTS FULL / 20 SEC. 1 2			TOTALS			17	26	10	18	FINAL																

VISITORS: PINE RIDGE ^{black}			TEAM FOULS							TEAM FOULS							Running Score									
			1	2	3	4	5	6	7	8	9	10	1	2	3	4	5	6	7	8	9	10	1	2	3	
			FIRST HALF							SECOND HALF																
NO.	POS.	Pers. Fouls	First Quarter		Second Quarter		Third Quarter		Fourth Quarter																	
1		1 2345 Joel DASH	2	2																			9	36	37	74
2		12345 Shamar ANDERSON																						75	76	77
3	✓	1 2345 Jordan HENRY	2		2	2		2					3	2									15	78	79	80
4	✓	1 2345 Jay WILLIAMS	2					2	2														5	81	82	83
5	✓	1 2345 Chase VASELL	3		3			2					3	3	2								24	84	85	86
10		12345 Mark STEPHENS																						87	88	89
11		1 2345 Gregory McINTOSH																						90	91	92
13		1 2345 Daniel WRIGHT																						93	94	95
15	✓	12345 Jhavorn SAUNDERS							2														2	96	97	98
21	✓	1 2345 Meschaoh GREEN	2		2								2										6	99	100	101
31		12345 Mustafa PRINCE																						102	103	104
		12345 Kristos VAGENAS																						105		
		12345																								
		12345																								
		12345																								
		12345																								
TIME-OUTS FULL / 20 SEC. 1 2			TOTALS			13	13	12	23	FINAL																

