

KEN ORMEROD



Date: _____
 Time: _____
 Game: _____



Date: 1-29-15
 Time: 5 AM
 Game: 1



Date: _____
 Time: _____
 Game: _____

HOME: 5 AM			TEAM FOULS				TEAM FOULS				Running Score	
			1 2 3 4 5 6 7 8 9 10		1 2 3 4 5 6 7 8 9 10							
			FIRST HALF		SECOND HALF							
NO.	POS.	Pers. Fouls	First Quarter	Second Quarter	Third Quarter	Fourth Quarter						
0		1 2 3 4 5 RUCADALE WILLIAM		3		3 2 0 10			36	71		
1		1 2 3 4 5 ANTIONE VERNON			0 0	2 0 0 2 0 0 9			37	72		
3		1 2 3 4 5 SHAI ALEXANDER	0 0	0 0	2 2		7			38	73	
4		1 2 3 4 5 JUSTIN ANDREWS	2 0 0		2 0	0 0 0 10			39	74		
5		1 2 3 4 5 DEVLIN TOVETIC							40	75		
6		1 2 3 4 5 KYALEEM BENNETT	2 0 2 3		2		10			41	76	
8		1 2 3 4 5 SAM JENKINS	2 3	3	3 0 0 0	2 3 2 20			42	77		
10		1 2 3 4 5 AARON GIBSON							43	78		
12		1 2 3 4 5 BRANDON KENYON							44	79		
15		1 2 3 4 5 ZACH MAYERS							45	80		
21		1 2 3 4 5 MAHIM KAZI							46	81		
24		1 2 3 4 5 DENGELL WALLACE	2	3					47	82		
		1 2 3 4 5							48	83		
		1 2 3 4 5							49	84		
		1 2 3 4 5							50	85		
		1 2 3 4 5							51	86		
		1 2 3 4 5							52	87		
		1 2 3 4 5							53	88		
		1 2 3 4 5							54	89		
		1 2 3 4 5							55	90		
		1 2 3 4 5							56	91		
		1 2 3 4 5							57	92		
		1 2 3 4 5							58	93		
		1 2 3 4 5							59	94		
		1 2 3 4 5							60	95		
		1 2 3 4 5							61	96		
		1 2 3 4 5							62	97		
		1 2 3 4 5							63	98		
		1 2 3 4 5							64	99		
		1 2 3 4 5							65	100		
		1 2 3 4 5							66	101		
		1 2 3 4 5							67	102		
		1 2 3 4 5							68	103		
		1 2 3 4 5							69	104		
		1 2 3 4 5							70	105		
TIME-OUTS FULL / 20 SEC. X 2 B X F			TOTALS		7 2		FINAL					

VISITORS: CATHEDRAL			TEAM FOULS				TEAM FOULS				Running Score	
			1 2 3 4 5 6 7 8 9 10		1 2 3 4 5 6 7 8 9 10							
			FIRST HALF		SECOND HALF							
NO.	POS.	Pers. Fouls	First Quarter	Second Quarter	Third Quarter	Fourth Quarter						
3		1 2 3 4 5 PAUL LINGUENHE		0 0	0 0 2 2 2	2 2			36	71		
4		1 2 3 4 5 KAREEM SAMUEL	2 2 2 2 2	2 2 0	2 0 X	0 0 2 0 2 2 0 3 2 0 0			37	72		
5		1 2 3 4 5 JORGE LEITAO	2	0 0	2	2			38	73		
10		1 2 3 4 5 JESS BALUYOT							39	74		
14		1 2 3 4 5 NATHAN MORRIS							40	75		
15		1 2 3 4 5 RAIYAN MOHAMED							41	76		
24		1 2 3 4 5 ONEIL STUBBS							42	77		
23		1 2 3 4 5 BRANDON SEERAM							43	78		
24		1 2 3 4 5 ANDREW SMOKE		0					44	79		
31		1 2 3 4 5 BARDHI POPAJ	0 0 2		2 2 2	0 0 2 (12)			45	80		
32		1 2 3 4 5 JOSH NZITA							46	81		
34		1 2 3 4 5 MIKE DZARINGA							47	82		
44		1 2 3 4 5 MOHAMED GAFER			2	2 0 0 2 2 (9)			48	83		
55		1 2 3 4 5 ISAIAH GORDON		2					49	84		
		1 2 3 4 5							50	85		
		1 2 3 4 5							51	86		
		1 2 3 4 5							52	87		
		1 2 3 4 5							53	88		
		1 2 3 4 5							54	89		
		1 2 3 4 5							55	90		
		1 2 3 4 5							56	91		
		1 2 3 4 5							57	92		
		1 2 3 4 5							58	93		
		1 2 3 4 5							59	94		
		1 2 3 4 5							60	95		
		1 2 3 4 5							61	96		
		1 2 3 4 5							62	97		
		1 2 3 4 5							63	98		
		1 2 3 4 5							64	99		
		1 2 3 4 5							65	100		
		1 2 3 4 5							66	101		
		1 2 3 4 5							67	102		
		1 2 3 4 5							68	103		
		1 2 3 4 5							69	104		
		1 2 3 4 5							70	105		
TIME-OUTS FULL / 20 SEC. X 2 B X F			TOTALS		7 0		FINAL					

KEN ORMEROD

Date: _____



Time: _____

MEMORIAL TIP-OFF

Game: _____



Date: 1-29-15

Time: 6:30 PM

Game: 2




Date: _____

Time: _____

Game: _____

HOME: CORPUS CHRISTI			TEAM FOULS				TEAM FOULS				Running Score													
			FIRST HALF				SECOND HALF																	
NO.	POS.	Pers. Fouls	1	2	3	4	5	6	7	8	9	10	1	2	3	4	5	6	7	8	9	10		
			First Quarter	Second Quarter			Third Quarter		Fourth Quarter															
1		1 2 3 4 5 ISAAC MUNUNGA 00											X	36	71									
5		1 2 3 4 5 MALIK RICHARDS 00 2		00 2			00		2 2				2	37	72									
10		1 2 3 4 5 SUKHDEEP KEENER											3	38	73									
11		1 2 3 4 5 SIMISOLA SHITTU 00		00 2 00			2 0 0		0 0 2				4	39	74									
22		1 2 3 4 5 LIAM BIRO											5	40	75									
23		1 2 3 4 5 KEVIN KAHLER											6	41	76									
24		1 2 3 4 5 DANTE REID											7	42	77									
30		1 2 3 4 5 MFIENDU KABENGELE		00									8	43	78									
32		1 2 3 4 5 GIAN LUMAPAS 3		3			3 2 3		2 2				9	44	79									
33		1 2 3 4 5 JOSEPH KAHLER											10	45	80									
		1 2 3 4 5											11	46	81									
		1 2 3 4 5											12	47	82									
		1 2 3 4 5											13	48	83									
		1 2 3 4 5											14	49	84									
		1 2 3 4 5											15	50	85									
		1 2 3 4 5											16	51	86									
		1 2 3 4 5											17	52	87									
		1 2 3 4 5											18	53	88									
		1 2 3 4 5											19	54	89									
		1 2 3 4 5											20	55	90									
		1 2 3 4 5											21	56	91									
		1 2 3 4 5											22	57	92									
		1 2 3 4 5											23	58	93									
		1 2 3 4 5											24	59	94									
		1 2 3 4 5											25	60	95									
		1 2 3 4 5											26	61	96									
		1 2 3 4 5											27	62	97									
		1 2 3 4 5											28	63	98									
		1 2 3 4 5											29	64	99									
		1 2 3 4 5											30	65	100									
		1 2 3 4 5											31	66	101									
		1 2 3 4 5											32	67	102									
		1 2 3 4 5											33	68	103									
		1 2 3 4 5											34	69	104									
		1 2 3 4 5											35	70	105									
TIME-OUTS FULL / 20 SEC. 1 2 3 1 7			TOTALS				FINAL																	

VISITORS: Brebeuf			TEAM FOULS				TEAM FOULS				Running Score													
			FIRST HALF				SECOND HALF																	
NO.	POS.	Pers. Fouls	1	2	3	4	5	6	7	8	9	10	1	2	3	4	5	6	7	8	9	10		
			First Quarter	Second Quarter			Third Quarter		Fourth Quarter															
0		1 2 3 4 5 Sonny Cruz											X	36	71									
1		1 2 3 4 5 JR CALORA 2 0 2		2 0 2			0 0 0		2				2	37	72									
2		1 2 3 4 5 Clayton Cain											3	38	73									
3		1 2 3 4 5 MARK DOUGLIN 3		3					2 0 0				4	39	74									
4		1 2 3 4 5 DAVE LACHARITY											5	40	75									
5		1 2 3 4 5 RASHAD ROWLEY											6	41	76									
10		1 2 3 4 5 MOHAN KAZI											7	42	77									
11		1 2 3 4 5 LUCAS JOHNSON						2 2 0					8	43	78									
13		1 2 3 4 5 NATHAN BANGESE						0 0					9	44	79									
15		1 2 3 4 5 JUSTIN DI PIETRO											10	45	80									
20		1 2 3 4 5 JAN FATARDO 3 3		3 3 3 2									11	46	81									
21		1 2 3 4 5 MAX HAYDECKI 2						2					12	47	82									
23		1 2 3 4 5 MIKE HAMILTON 2						2		2 2 2 2 0 0			13	48	83									
24		1 2 3 4 5 VERNON KALONYI		0 0						0 0 2			14	49	84									
32		1 2 3 4 5 JUAC AUGER											15	50	85									
33		1 2 3 4 5 JOSH MACKENZIE											16	51	86									
50		1 2 3 4 5 SEB DI LEONARDO											17	52	87									
		1 2 3 4 5											18	53	88									
		1 2 3 4 5											19	54	89									
		1 2 3 4 5											20	55	90									
		1 2 3 4 5											21	56	91									
		1 2 3 4 5											22	57	92									
		1 2 3 4 5											23	58	93									
		1 2 3 4 5											24	59	94									
		1 2 3 4 5											25	60	95									
		1 2 3 4 5											26	61	96									
		1 2 3 4 5											27	62	97									
		1 2 3 4 5											28	63	98									
		1 2 3 4 5											29	64	99									
		1 2 3 4 5											30	65	100									
		1 2 3 4 5											31	66	101									
		1 2 3 4 5											32	67	102									
		1 2 3 4 5											33	68	103									
		1 2 3 4 5											34	69	104									
		1 2 3 4 5											35	70	105									
TIME-OUTS FULL / 20 SEC. 1 2 3 1 7			TOTALS				FINAL																	



HOME: white **SARNIA ST PAT**

NO.	POS.	Pers. Fouls	TEAM FOULS					TEAM FOULS					Running Score			
			1	2	3	4	5	1	2	3	4	5				
			FIRST HALF					SECOND HALF								
			First Quarter	Second Quarter	Third Quarter	Fourth Quarter										
2		<u>12345</u> Jason Bento											1	36	71	
4		<u>12345</u> Jay McAuley	00		23							7	2	37	72	
5		<u>12345</u> Trevor McEwan											3	38	73	
11		<u>12345</u> Josh Elsley	3					3		200		10	4	39	74	
15		<u>12345</u> Tyler Barnes											5	40	75	
22		<u>12345</u> Paul Whitson	200		3					00		9	6	41	76	
23		<u>12345</u> Mitch Humby								00		1	7	42	77	
24		<u>12345</u> MATT LAVORATORE											8	43	78	
30		<u>12345</u> Min Kang	0023					2				8	9	44	79	
32		<u>12345</u> ERIC STEEVES	2					3				5	10	45	80	
33		<u>12345</u> TRAVIS GARRITY	300									5	11	46	81	
42		<u>12345</u> CHRISTIAN MAUTI											12	47	82	
44		<u>12345</u> KAROL DERECH			2							2	13	48	83	
55		<u>12345</u> JOE JARVIS	00									1	14	49	84	
		<u>12345</u>										48	15	50	85	
		<u>12345</u>											16	51	86	
		<u>12345</u>											17	52	87	
		<u>12345</u>											18	53	88	
		<u>12345</u>											19	54	89	
		<u>12345</u>											20	55	90	
		<u>12345</u>											21	56	91	
		<u>12345</u>											22	57	92	
		<u>12345</u>											23	58	93	
		<u>12345</u>											24	59	94	
		<u>12345</u>											25	60	95	
		<u>12345</u>											26	61	96	
		<u>12345</u>											27	62	97	
		<u>12345</u>											28	63	98	
		<u>12345</u>											29	64	99	
		<u>12345</u>											30	65	100	
		<u>12345</u>											31	66	101	
		<u>12345</u>											32	67	102	
		<u>12345</u>											33	68	103	
		<u>12345</u>											34	69	104	
		<u>12345</u>											35	70	105	
TIME-OUTS FULL / 20 SEC.			TOTALS								48		FINAL			

Green VISITORS: **Belleville CENTENNIAL**

NO.	POS.	Pers. Fouls	TEAM FOULS					TEAM FOULS					Running Score			
			1	2	3	4	5	1	2	3	4	5				
			FIRST HALF					SECOND HALF								
			First Quarter	Second Quarter	Third Quarter	Fourth Quarter										
1		<u>12345</u> BRANDEN BRADLEY											1	36	71	
2		<u>12345</u> PAT GONZALEZ											2	37	72	
4		<u>12345</u> DRAKE BAKER											3	38	73	
11		<u>12345</u> CHASE PECK						23				5	4	39	74	
12		<u>12345</u> BLAKE REID	2							00		4	5	40	75	
13		<u>12345</u> AARON WILSON											6	41	76	
20		<u>12345</u> Benj Vandewate								23		7	7	42	77	
21		<u>12345</u> CAM CLARKE											8	43	78	
22		<u>12345</u> BRADY CROWE											9	44	79	
23		<u>12345</u> Raheem Silcott	002		3			322		000000		18	10	45	80	
33		<u>12345</u> Zack Mullins	22		2			00		2		10	11	46	81	
34		<u>12345</u> Kaelen Fraser										44	12	47	82	
		<u>12345</u>											13	48	83	
		<u>12345</u>											14	49	84	
		<u>12345</u>											15	50	85	
		<u>12345</u>											16	51	86	
		<u>12345</u>											17	52	87	
		<u>12345</u>											18	53	88	
		<u>12345</u>											19	54	89	
		<u>12345</u>											20	55	90	
		<u>12345</u>											21	56	91	
		<u>12345</u>											22	57	92	
		<u>12345</u>											23	58	93	
		<u>12345</u>											24	59	94	
		<u>12345</u>											25	60	95	
		<u>12345</u>											26	61	96	
		<u>12345</u>											27	62	97	
		<u>12345</u>											28	63	98	
		<u>12345</u>											29	64	99	
		<u>12345</u>											30	65	100	
		<u>12345</u>											31	66	101	
		<u>12345</u>											32	67	102	
		<u>12345</u>											33	68	103	
		<u>12345</u>											34	69	104	
		<u>12345</u>											35	70	105	
TIME-OUTS FULL / 20 SEC.			TOTALS								44		FINAL			

KEN ORMEROD

Date: _____



Time: _____

Game: _____


MEMORIAL TIP-OFF



Date: 1-30-15

Time: 10 AM

Game: 7



Date: _____

Time: _____

Game: _____

HOME: <u>Reding</u> 25-10'35			TEAM FOULS				TEAM FOULS				Running Score		
			FIRST HALF		SECOND HALF								
NO.	POS.	Pers. Fouls	1	2	3	4	1	2	3	4	1	2	3
2		1 2 3 4 5 <u>TRISTAN WALKER</u>									1	36	71
3		1 2 3 4 5 <u>XAVIER OCHU</u> 2					0			2	2	37	72
5		1 2 3 4 5 <u>KOBE LOPEZ</u>									3	38	73
10		1 2 3 4 5 <u>ALVIN LAZARO</u>									4	39	74
12		1 2 3 4 5 <u>PABLO VILLA</u>									5	40	75
14		1 2 3 4 5 <u>IVAN PRUSINA</u>									6	41	76
15		1 2 3 4 5 <u>TYRIQUE MOE</u>			3	2	3			3	7	42	77
20		1 2 3 4 5 <u>MANNY LEWIS</u>									8	43	78
21		1 2 3 4 5 <u>JORDAN BRATHWAITE</u> 3			0	0	3			2	9	44	79
24		1 2 3 4 5 <u>PAYNE WOOD</u> 2 0									10	45	80
25		1 2 3 4 5 <u>CHRISTIAN DAVID</u> 0 0 3			2	2	2			2	11	46	81
32		1 2 3 4 5 <u>DANILL SHESTERMAN</u> 2 0 0									12	47	82
		1 2 3 4 5									13	48	83
		1 2 3 4 5									14	49	84
		1 2 3 4 5									15	50	85
		1 2 3 4 5									16	51	86
		1 2 3 4 5									17	52	87
		1 2 3 4 5									18	53	88
		1 2 3 4 5									19	54	89
		1 2 3 4 5									20	55	90
		1 2 3 4 5									21	56	91
		1 2 3 4 5									22	57	92
		1 2 3 4 5									23	58	93
		1 2 3 4 5									24	59	94
		1 2 3 4 5									25	60	95
		1 2 3 4 5									26	61	96
		1 2 3 4 5									27	62	97
		1 2 3 4 5									28	63	98
		1 2 3 4 5									29	64	99
		1 2 3 4 5									30	65	100
		1 2 3 4 5									31	66	101
		1 2 3 4 5									32	67	102
		1 2 3 4 5									33	68	103
		1 2 3 4 5									34	69	104
		1 2 3 4 5									35	70	105
		TIME-OUTS FULL / 20 SEC. 1 2 3 1 2	TOTALS						44		FINAL		

VISITORS: <u>CATHEDRAL</u> 44-11'35			TEAM FOULS				TEAM FOULS				Running Score					
			FIRST HALF		SECOND HALF											
NO.	POS.	Pers. Fouls	1	2	3	4	1	2	3	4	1	2	3			
3		1 2 3 4 5 <u>PAULO LINGUENTE</u>								2	0	0	1	36	71	
4		1 2 3 4 5 <u>KAREEM SAMUEL</u> 2 2 0 0			0	2	2	0	2	0	0	0	0	2	37	72
5		1 2 3 4 5 <u>JORGE LEITAO</u> 3 0 0			0	2	3	2	3		2	0	2	3	38	73
10		1 2 3 4 5 <u>JESS BALUYOT</u>												4	39	74
14		1 2 3 4 5 <u>NATHAN MORRIS</u>												5	40	75
15		1 2 3 4 5 <u>RAIYAN MOHAMED</u>												6	41	76
24		1 2 3 4 5 <u>ONEIL STUBBS</u>												7	42	77
23		1 2 3 4 5 <u>BRANDON SEERAN</u>												8	43	78
29		1 2 3 4 5 <u>ANDREW SMOKE</u>												9	44	79
31		1 2 3 4 5 <u>BARDHI POPAJ</u>												10	45	80
32		1 2 3 4 5 <u>JOSH NZITA</u>												11	46	81
34		1 2 3 4 5 <u>MIKE DZARINGA</u>												12	47	82
44		1 2 3 4 5 <u>Mohamed GAFFER</u> 3 3								3			12	13	48	83
55		1 2 3 4 5 <u>ISAIAH GORDON</u>												14	49	84
		1 2 3 4 5												15	50	85
		1 2 3 4 5												16	51	86
		1 2 3 4 5												17	52	87
		1 2 3 4 5												18	53	88
		1 2 3 4 5												19	54	89
		1 2 3 4 5												20	55	90
		1 2 3 4 5												21	56	91
		1 2 3 4 5												22	57	92
		1 2 3 4 5												23	58	93
		1 2 3 4 5												24	59	94
		1 2 3 4 5												25	60	95
		1 2 3 4 5												26	61	96
		1 2 3 4 5												27	62	97
		1 2 3 4 5												28	63	98
		1 2 3 4 5												29	64	99
		1 2 3 4 5												30	65	100
		1 2 3 4 5												31	66	101
		1 2 3 4 5												32	67	102
		1 2 3 4 5												33	68	103
		1 2 3 4 5												34	69	104
		1 2 3 4 5												35	70	105
		TIME-OUTS FULL / 20 SEC. 1 7 3 1 2	TOTALS						43		FINAL					

KEN ORMEROD

Date: _____

Green



Date: 1-30-15



Date: _____



Time: _____

Time: 10 AM

Time: _____



Game: _____

Game: 9

Game: _____

MEMORIAL TIP-OFF

HOME: <i>Tyvell Parks</i> WEST Humber			TEAM FOULS					TEAM FOULS					Running Score													
			1	2	3	4	5	6	7	8	9	10	1	2	3	4	5	6	7	8	9	10				
			FIRST HALF					SECOND HALF																		
NO.	POS.	Pers. Fouls	First Quarter		Second Quarter		Third Quarter		Fourth Quarter																	
0		1 2 3 4 5 Tyshane Gayle							3,3														36	71		
1		1 2 3 4 5 Peter Tyvell	2		3			2,0																37	72	
2		1 2 3 4 5 Abdi Dahir																						38	73	
3		1 2 3 4 5 Billy Jagpal	2						2															39	74	
4		1 2 3 4 5 Gurshan Lidder																						40	75	
5		1 2 3 4 5 FENANOV DAFINISE	2,2		2,2			2,2																41	76	
6		1 2 3 4 5 MIKE ASANTE																						42	77	
8		1 2 3 4 5 MIKE ADJEI						2																43	78	
9		1 2 3 4 5 KD GILL							2															44	79	
11		1 2 3 4 5 Dwayne Lambert							2,0															45	80	
13		1 2 3 4 5 Erinjit Singh																						46	81	
15		1 2 3 4 5 ISAAC GALIWANGO																						47	82	
22		1 2 3 4 5 Johnel Richards	3					3																48	83	
23		1 2 3 4 5 HASSAN MOHAMMAD	2,2		2			2,3,0,2	2															49	84	
26		1 2 3 4 5 MENELEK SHAW																						50	85	
35		1 2 3 4 5 KEITH LARYEA			2,2			0																51	86	
TIME-OUTS FULL / 20 SEC.			TOTALS																						52	87
X 2 3 X 2																									53	88
																									54	89
																									55	90
																									56	91
																									57	92
																									58	93
																									59	94
																									60	95
																									61	96
																									62	97
																									63	98
																									64	99
																									65	100
																									66	101
																									67	102
																									68	103
																									69	104
																									70	105
																									71	105

VISITORS: OTT. ST PATS			TEAM FOULS					TEAM FOULS					Running Score													
			1	2	3	4	5	6	7	8	9	10	1	2	3	4	5	6	7	8	9	10				
			FIRST HALF					SECOND HALF																		
NO.	POS.	Pers. Fouls	First Quarter		Second Quarter		Third Quarter		Fourth Quarter																	
1		1 2 3 4 5 MIKE SOY	3		0																			36	71	
2		1 2 3 4 5 Adhal Bwolo			3																			37	72	
3		1 2 3 4 5 TAYO ONABAYO						2																38	73	
4		1 2 3 4 5 Mohammed Kabeya			2			9		00,00,00,00														39	74	
5		1 2 3 4 5 Donte Strachan																						40	75	
11		1 2 3 4 5 Tyler Reid																						41	76	
12		1 2 3 4 5 MATT DESROSIERS																						42	77	
13		1 2 3 4 5 NATHAN GARCIA	2					2																43	78	
14		1 2 3 4 5 DENIRO GIBSON																						44	79	
15		1 2 3 4 5 TREVOR NDEPU																						45	80	
21		1 2 3 4 5 RORO AYA																						46	81	
22		1 2 3 4 5 RYAN KABUYA	00,2					00,00,2,00	2,00,00															47	82	
23		1 2 3 4 5 Ntwali Bashizi																						48	83	
24		1 2 3 4 5 ELIJAH DAVIDSON																						49	84	
25		1 2 3 4 5 LOCK LAM			2,2,2				2,00,00															50	85	
TIME-OUTS FULL / 20 SEC.			TOTALS																						51	86
1 2 3 X 2																									52	87
																									53	88
																									54	89
																									55	90
																									56	91
																									57	92
																									58	93
																									59	94
																									60	95
																									61	96
																									62	97
																									63	98
																									64	99
																									65	100
																									66	101
																									67	102
																									68	103
																									69	104
																									70	105
																									71	105

Blue

KEN ORMEROD

Date: _____



Date: 1-30-15



Date: _____



Time: _____

Time: 11:30

Time: _____

MEMORIAL TIP-OFF

Game: _____

Game: 12

Game: _____

HOME: OAK WOOD			TEAM FOULS							TEAM FOULS							Running Score			
			FIRST HALF							SECOND HALF										
			1	2	3	4	5	6	7	8	9	10	1	2	3	4			5	6
NO.	POS.	Pers. Fouls	First Quarter		Second Quarter		Third Quarter		Fourth Quarter		1	2	3	4	5	6	7	8	9	10
2		1 2 3 4 5 Ontoy DUFF						2												
3		1 2 3 4 5 Calvin Epistola	2		2, 2			3, 0, 2	2, 0, 2											
4		1 2 3 4 5 Galio Fortunato																		
10		1 2 3 4 5 Deguon Cascart																		
11		1 2 3 4 5 DARRICK ROBERTS				2														
12		1 2 3 4 5 Dwan Williams	3, 2		2, 2, 0, 0			2, 0, 3, 0, 0	0, 0, 2, 0, 0											
13		1 2 3 4 5 Moodo Ceezay																		
14		1 2 3 4 5 MIRKO DRCA																		
15		1 2 3 4 5 Tyrell O'Brien												3						
21		1 2 3 4 5 Dominique Nanton				2														
22		1 2 3 4 5 Alex Mensah				2														
23		1 2 3 4 5 Alex Comanita																		
24		1 2 3 4 5 Jevon Jerimiah																		
11		1 2 3 4 5 Steven Kahwire																		
		1 2 3 4 5																		
		1 2 3 4 5																		
TIME-OUTS FULL / 20 SEC.			TOTALS							TOTALS							FINAL			


VISITORS: MACNAB			TEAM FOULS							TEAM FOULS							Running Score			
			FIRST HALF							SECOND HALF										
			1	2	3	4	5	6	7	8	9	10	1	2	3	4			5	6
NO.	POS.	Pers. Fouls	First Quarter		Second Quarter		Third Quarter		Fourth Quarter		1	2	3	4	5	6	7	8	9	10
0		1 2 3 4 5 RUEADALE WILLIAMS												3						
1		1 2 3 4 5 ANTIONE VERNON				3				2										
3		1 2 3 4 5 SHAI ALEXANDER	2			3				2, 2				0, 0						
4		1 2 3 4 5 JUSTIN ANDREWS				3								3, 3, 0, 0						
5		1 2 3 4 5 DEVLIN JOVETIC																		
6		1 2 3 4 5 KHALEEM BENNETT												3						
8		1 2 3 4 5 SAM JENKINS												3, 2						
10		1 2 3 4 5 AARON GIBSON					3													
12		1 2 3 4 5 BRANDON KENYON								0, 0, 2			2, 2			2				
15		1 2 3 4 5 ZACHARY MAYERS																		
21		1 2 3 4 5 MAHIM KAZI																		
24		1 2 3 4 5 DENZELL WALLACE																		
		1 2 3 4 5																		
		1 2 3 4 5 MALCOLM HURON																		
		1 2 3 4 5 MARCUS B.																		
		1 2 3 4 5																		
TIME-OUTS FULL / 20 SEC.			TOTALS							TOTALS							FINAL			



HOME: ^{white} ST. FRANCIS			TEAM FOULS					TEAM FOULS					Running Score				
			1 2 3 4 5 6 7 8 9 10					1 2 3 4 5 6 7 8 9 10									
			FIRST HALF		SECOND HALF			FIRST HALF		SECOND HALF							
NO.	POS.	Pers. Fouls	First Quarter	Second Quarter	Third Quarter	Fourth Quarter	1	2	3	4	5	6	7	8	9	10	
3		1 2 3 4 5 AIDAN HINDS															36
4		1 2 3 4 5 Cele KASAMBA	3	3 2 2	2 0 0	3										15	37
10		1 2 3 4 5 RILEY SOLDSWICH															38
15		1 2 3 4 5 DAN GALANTE															39
22		1 2 3 4 5 Abu Kigab	2 2	0 0 0 0 0 0 0 0 0 0	0 0 2 2 0 0	2 0 0 2 0											40
24		1 2 3 4 5 Keegan GALLANT															41
25		1 2 3 4 5 JACOB SCHENCK															42
32		1 2 3 4 5 DAKOTA FOLICK															43
34		1 2 3 4 5 CULLAN VOELKNER	2 0					2 2	0 0								44
50		1 2 3 4 5 LUCAS OLSTHOORN	2 2	2 0 0					2 2								45
		1 2 3 4 5															46
		1 2 3 4 5															47
		1 2 3 4 5															48
		1 2 3 4 5															49
		1 2 3 4 5															50
		1 2 3 4 5															51
		1 2 3 4 5															52
		1 2 3 4 5															53
		1 2 3 4 5															54
		1 2 3 4 5															55
		1 2 3 4 5															56
		1 2 3 4 5															57
		1 2 3 4 5															58
		1 2 3 4 5															59
		1 2 3 4 5															60
		1 2 3 4 5															61
		1 2 3 4 5															62
		1 2 3 4 5															63
		1 2 3 4 5															64
		1 2 3 4 5															65
		1 2 3 4 5															66
		1 2 3 4 5															67
		1 2 3 4 5															68
		1 2 3 4 5															69
		1 2 3 4 5															70
		1 2 3 4 5															71
		1 2 3 4 5															72
		1 2 3 4 5															73
		1 2 3 4 5															74
		1 2 3 4 5															75
		1 2 3 4 5															76
		1 2 3 4 5															77
		1 2 3 4 5															78
		1 2 3 4 5															79
		1 2 3 4 5															80
		1 2 3 4 5															81
		1 2 3 4 5															82
		1 2 3 4 5															83
		1 2 3 4 5															84
		1 2 3 4 5															85
		1 2 3 4 5															86
		1 2 3 4 5															87
		1 2 3 4 5															88
		1 2 3 4 5															89
		1 2 3 4 5															90
		1 2 3 4 5															91
		1 2 3 4 5															92
		1 2 3 4 5															93
		1 2 3 4 5															94
		1 2 3 4 5															95
		1 2 3 4 5															96
		1 2 3 4 5															97
		1 2 3 4 5															98
		1 2 3 4 5															99
		1 2 3 4 5															100
		1 2 3 4 5															101
		1 2 3 4 5															102
		1 2 3 4 5															103
		1 2 3 4 5															104
		1 2 3 4 5															105
		1 2 3 4 5															106
		1 2 3 4 5															107
		1 2 3 4 5															108
		1 2 3 4 5															109
		1 2 3 4 5															110
		1 2 3 4 5															111
		1 2 3 4 5															112
		1 2 3 4 5															113
		1 2 3 4 5															114
		1 2 3 4 5															115
		1 2 3 4 5															116
		1 2 3 4 5															117
		1 2 3 4 5															118
		1 2 3 4 5															119
		1 2 3 4 5															120
		1 2 3 4 5															121
		1 2 3 4 5															122
		1 2 3 4 5															123
		1 2 3 4 5															124
		1 2 3 4 5															125
		1 2 3 4 5															126
		1 2 3 4 5															127
		1 2 3 4 5															128
		1 2 3 4 5															129
		1 2 3 4 5															130
		1 2 3 4 5															131
		1 2 3 4 5															132
		1 2 3 4 5															133
		1 2 3 4 5															134
		1 2 3 4 5															135
		1 2 3 4 5															136
		1 2 3 4 5															137
		1 2 3 4 5															138
		1 2 3 4 5															139
		1 2 3 4 5															

KEN ORMEROD

Date: _____



Time: _____

Game: _____


MEMORIAL TIP-OFF



Date: 1-30-15

Time: 2:30PM

Game: 14



Date: _____

Time: _____

Game: _____

White

HOME: Holy Trinity ^{Black}

TEAM FOULS

TEAM FOULS

X Z B 4 5 6 7 8 9 10

X Z B 4 5 6 7 8 9 10

FIRST HALF

SECOND HALF

Running Score

NO.	POS.	Pers. Fouls	FIRST HALF				SECOND HALF				Running Score		
			First Quarter	Second Quarter	Third Quarter	Fourth Quarter	1	2	3				
1		X 2 3 4 5	CHRIS HANKINS	3 0 0	3 2					36	37	71	
2		1 2 3 4 5	CHRIS HANKINS							37	38	72	
3		1 2 3 4 5	ELIJAH COSTACCIO	0 0 2 2 2	3 3 2			3		40	41	76	
5		1 2 3 4 5	LUCAS ORLITA	• •	2 • •					42	43	77	
10		X Z B 4 5	NATHAN ROURKE		2					44	45	80	
11		1 2 3 4 5	DILLON RUDMAN							46	47	81	
12		1 2 3 4 5	EVAN VANNIER							48	49	83	
15		1 2 3 4 5	EVAN O'DELL		2	2				50	51	85	
20		1 2 3 4 5	CURTIS WELSTAD							52	53	87	
21	2	1 2 3 4 5	DAVID IDELE	-		2 2				54	55	89	
24		X Z B 4 5	EZECHA SANTIAGO	2	2 3 2	2 2	2 3 3 2	(21)		56	57	91	
32		1 2 3 4 5	TARIE EISA				2 2			58	59	93	
33		1 2 3 4 5	IGNAS BRAZDEIKIS	2 3 2 2 2	• •	2 0 0				60	61	95	
		1 2 3 4 5								62	63	97	
		1 2 3 4 5								64	65	98	
		1 2 3 4 5								66	67	100	
		1 2 3 4 5								68	69	101	
		1 2 3 4 5								70	71	102	
		1 2 3 4 5								72	73	103	
		1 2 3 4 5								74	75	104	
		1 2 3 4 5								76	77	105	
		1 2 3 4 5								78	79	106	
		1 2 3 4 5								80	81	107	
		1 2 3 4 5								82	83	108	
		1 2 3 4 5								84	85	109	
		1 2 3 4 5								86	87	110	
		1 2 3 4 5								88	89	111	
		1 2 3 4 5								90	91	112	
		1 2 3 4 5								92	93	113	
		1 2 3 4 5								94	95	114	
		1 2 3 4 5								96	97	115	
		1 2 3 4 5								98	99	116	
		1 2 3 4 5								100	101	117	
		1 2 3 4 5								102	103	118	
		1 2 3 4 5								104	105	119	
		1 2 3 4 5								106	107	120	
		1 2 3 4 5								108	109	121	
		1 2 3 4 5								110	111	122	
		1 2 3 4 5								112	113	123	
		1 2 3 4 5								114	115	124	
		1 2 3 4 5								116	117	125	
		1 2 3 4 5								118	119	126	
		1 2 3 4 5								120	121	127	
		1 2 3 4 5								122	123	128	
		1 2 3 4 5								124	125	129	
		1 2 3 4 5								126	127	130	
		1 2 3 4 5								128	129	131	
		1 2 3 4 5								130	131	132	
		1 2 3 4 5								132	133	133	
		1 2 3 4 5								134	135	134	
		1 2 3 4 5								136	137	135	
		1 2 3 4 5								138	139	136	
		1 2 3 4 5								140	141	137	
		1 2 3 4 5								142	143	138	
		1 2 3 4 5								144	145	139	
		1 2 3 4 5								146	147	140	
		1 2 3 4 5								148	149	141	
		1 2 3 4 5								150	151	142	
		1 2 3 4 5								152	153	143	
		1 2 3 4 5								154	155	144	
		1 2 3 4 5								156	157	145	
		1 2 3 4 5								158	159	146	
		1 2 3 4 5								160	161	147	
		1 2 3 4 5								162	163	148	
		1 2 3 4 5								164	165	149	
		1 2 3 4 5								166	167	150	
		1 2 3 4 5								168	169	151	
		1 2 3 4 5								170	171	152	
		1 2 3 4 5								172	173	153	
		1 2 3 4 5								174	175	154	
		1 2 3 4 5								176	177	155	
		1 2 3 4 5								178	179	156	
		1 2 3 4 5								180	181	157	
		1 2 3 4 5								182	183	158	
		1 2 3 4 5								184	185	159	
		1 2 3 4 5								186	187	160	
		1 2 3 4 5								188	189	161	
		1 2 3 4 5								190	191	162	
		1 2 3 4 5								192	193	163	
		1 2 3 4 5								194	195	164	
		1 2 3 4 5								196	197	165	
		1 2 3 4 5								198	199	166	
		1 2 3 4 5								200	201	167	
		1 2 3 4 5								202	203	168	
		1 2 3 4 5								204	205	169	
		1 2 3 4 5								206	207	170	
		1 2 3 4 5								208	209	171	
		1 2 3 4 5								210	211	172	
		1 2 3 4 5								212	213	173	
		1 2 3 4 5								214	215	174	
		1 2 3 4 5								216	217	175	
		1 2 3 4 5								218	219	176	
		1 2 3 4 5								220	221	177	
		1 2 3 4 5								222	223	178	
		1 2 3 4 5								224	225	179	
		1 2 3 4 5								226	227	180	
		1 2 3 4 5								228	229	181	
		1 2 3 4 5								230	231	182	
		1 2 3 4 5								232	233	183	
		1 2 3 4 5								234	235	184	
		1 2 3 4 5								236	237	185	
		1 2 3 4 5								238	239	186	
		1 2 3 4 5								240	241	187	
		1 2 3 4 5								242	243	188	
		1 2 3 4 5								244	245	189	
		1 2 3 4 5								246	247	190	
		1 2 3 4 5								248	249	191	
		1 2 3 4 5								250	251	192	
		1 2 3 4 5								252	253	193	
		1 2 3 4 5								254	255	194	
		1 2 3 4 5								256	257	195	
		1 2 3 4 5								258	259	196	
		1 2 3 4 5								260	261	197	
		1 2 3 4 5								262	263	198	
		1 2 3 4 5								264	265	199	
		1 2 3 4 5								266	267	200	
		1 2 3 4 5								268	269	201	
		1 2 3 4 5								270	271	202	
		1 2 3 4 5								272	273</		

KEN ORMEROD Date: _____



MEMORIAL TIP-OFF

Date: _____

Time: _____

Game: _____



Date: 1-30-15

Time: 2:30

Game: 15



Date: _____

Time: _____

Game: _____

HOME: <u>D'youville</u> (white)			TEAM FOULS				TEAM FOULS				Running Score					
			<u>1 2 3 4 5 6 7 8 9 10</u>				<u>1 2 3 4 5 6 7 8 9 10</u>									
			FIRST HALF				SECOND HALF									
NO.	POS.	Pers. Fouls	First Quarter	Second Quarter	Third Quarter	Fourth Quarter	1	2	3	4	5	6	7	8	9	10
10		<u>1 2 3 4 5</u> Keshon Montague	3	2	2	2										
11		<u>1 2 3 4 5</u> EMMAUEL NKITIEH	2													
12		<u>1 2 3 4 5</u> BRANDON SAMIAL														
15		<u>1 2 3 4 5</u> Luis Puente														
22		<u>1 2 3 4 5</u> DAMIAMN Prehay	2	2	2	2										
23		<u>1 2 3 4 5</u> Desmond Kwabiah		2												
24		<u>1 2 3 4 5</u> KEVIN OFORI														
32		<u>1 2 3 4 5</u> KOREDE Adegboye														
33		<u>1 2 3 4 5</u> CHRISTIEN Gould	2													
34		<u>1 2 3 4 5</u> Malcolm Morrison														
35		<u>1 2 3 4 5</u> JORDAN Lyons														
44		<u>1 2 3 4 5</u> Norville Clayton	0	2		2										
45		<u>1 2 3 4 5</u> OVIE EYAMARO	2		2	2										
55		<u>1 2 3 4 5</u> Ken Abad														
		<u>1 2 3 4 5</u>														
		<u>1 2 3 4 5</u>														
TIME-OUTS FULL / 20 SEC.			TOTALS				FINAL									
1 2 3 4 5			93				59				60					

VISITORS: <u>WEST Humber</u> (black)			TEAM FOULS				TEAM FOULS				Running Score					
			<u>1 2 3 4 5 6 7 8 9 10</u>				<u>1 2 3 4 5 6 7 8 9 10</u>									
			FIRST HALF				SECOND HALF									
NO.	POS.	Pers. Fouls	First Quarter	Second Quarter	Third Quarter	Fourth Quarter	1	2	3	4	5	6	7	8	9	10
0		<u>1 2 3 4 5</u> Tyshane McLAWRENCE GATLE	2		3	2										
11		<u>1 2 3 4 5</u> Peters TYVELL		2												
		<u>1 2 3 4 5</u>														
3		<u>1 2 3 4 5</u> Billy JAQPAL		2	2											
		<u>1 2 3 4 5</u>														
5		<u>1 2 3 4 5</u> Fenanov DAFINISE	2													
		<u>1 2 3 4 5</u>														
8		<u>1 2 3 4 5</u> Michael ADJEI														
9		<u>1 2 3 4 5</u> K.D. GILL														
11		<u>1 2 3 4 5</u> Dwayne LAMBERT														
		<u>1 2 3 4 5</u>														
		<u>1 2 3 4 5</u>														
22		<u>1 2 3 4 5</u> Johnel RICHARDS	2		2											
23		<u>1 2 3 4 5</u> Hassan MUHAMMUD		2												
35		<u>1 2 3 4 5</u> Keith LARYEA	2	2												
		<u>1 2 3 4 5</u>														
TIME-OUTS FULL / 20 SEC.			TOTALS				FINAL									
1 2 3 4 5			29				41				64					

KEN ORMEROD

Date: _____



Date: 1-30-15



Date: _____



Time: _____

Time: 4pm

Time: _____



Game: _____

Game: 16

Game: _____

MEMORIAL TIP-OFF

HOME: <u>PINE RIDGE.</u>			TEAM FOULS				TEAM FOULS				Running Score					
			1 2 3 4 5 6 7 8 9 10				1 2 3 4 5 6 7 8 9 10									
			FIRST HALF				SECOND HALF									
NO.	POS.	Pers. Fouls	First Quarter	Second Quarter	Third Quarter	Fourth Quarter	1	2	3	4	5	6	7	8	9	10
0	#	1 2 3 4 5 JORDAN HENRY	2	2 2 2 2	2 3 2	2 0 0 0 0 0	23									
1	#	1 2 3 4 5 JOEL DASH	3	0 0 0												
2	#	1 2 3 4 5 TYREEK BROWN														
3	#	1 2 3 4 5 DIONDRE REID														
4	#	1 2 3 4 5 NEVEL PROVO	3 2 3	2	2	2 0 0 0 0 0	20									
5	#	1 2 3 4 5 CHASE VASSELL	3 3 2 3	2 2	2 3 2	0 0 3 3	30									
10	#	1 2 3 4 5 KHEEZER CHAUDRY														
12	#	1 2 3 4 5 MUSTAFA PRINCE														
13	#	1 2 3 4 5 DANIEL WRIGHT														
20	#	1 2 3 4 5 OMAR MOURAD														
21	#	1 2 3 4 5 SPENCER THOMAS		2												
23	#	1 2 3 4 5 GARRISON GRIFITHS														
24	#	1 2 3 4 5 JORDAN McGRANACHAN														
25	#	1 2 3 4 5 YANNIRK HANNIBAL		0 0												
44		1 2 3 4 5 DARNELLE PEDDIE														
45		1 2 3 4 5 KRISTOS VAGENAS														
TIME-OUTS FULL / 30 SEC. 1 2 3 1 2			TOTALS				22	39	60	84	FINAL					

VISITORS: <u>OAK PARK.</u>			TEAM FOULS				TEAM FOULS				Running Score					
			1 2 3 4 5 6 7 8 9 10				1 2 3 4 5 6 7 8 9 10									
			FIRST HALF				SECOND HALF									
NO.	POS.	Pers. Fouls	First Quarter	Second Quarter	Third Quarter	Fourth Quarter	1	2	3	4	5	6	7	8	9	10
1		1 2 3 4 5 WILL NULIAN														
4		1 2 3 4 5 DRE ELLISON														
5		1 2 3 4 5 NIK ZORCIC	3 3	3		2 0 0										
6		1 2 3 4 5 WYATT TAIT	2 2		3	2										
7		1 2 3 4 5 VICTOR LEE														
8		1 2 3 4 5 AMADEUS LACKMANEC														
9		1 2 3 4 5 ETHAN DIAKOW				0 0										
10		1 2 3 4 5 CHRIS HOWELL														
11		1 2 3 4 5 WILLIAM SESAY	2	2 2	0 2 3 0 0 0 0	2 3	19									
12		1 2 3 4 5 JARET ANDRE														
13		1 2 3 4 5 WILLIAM KOHLER	2 3 3 0 0 2	0 0 2 2	3 3		23									
14		1 2 3 4 5 RYAN WOLFE														
15		1 2 3 4 5 ROGER MILNE	2 2	2 2	2 2 0	2 0	15									
20		1 2 3 4 5 STEPHEN MOYER														
33		1 2 3 4 5 BRUCE CHEN														
TIME-OUTS FULL / 30 SEC. 1 2 3 1 2			TOTALS				26	42	64	77	FINAL					


KEN ORMEROD



Date: _____
Time: _____
Game: _____



Date: 1-30-15
Time: 4 PM
Game: 17



Date: _____
Time: _____
Game: _____

HOME: THORNLEA			TEAM FOULS					TEAM FOULS					Running Score		
			1 2 3 4 5 6 7 8 9 10					1 2 3 4 5 6 7 8 9 10							
			FIRST HALF					SECOND HALF							
NO.	POS.	Pers. Fouls	First Quarter		Second Quarter			Third Quarter		Fourth Quarter			1	2	3
32		1 2 3 4 5 TOSH ROBERTSON											36	37	71
5		1 2 3 4 5 HAANY AHMED	0	0	2	2							41	42	76
11		1 2 3 4 5 KIMBERI SAINT FELIX											43	44	78
32		1 2 3 4 5 DARIUS THORNE	2	2			2	3		0	0	2	44	45	79
15	✓	1 2 3 4 5 BRANDON PERSAD	2		3		2		2				46	47	81
20		1 2 3 4 5 DAVID BAYUBAY											48	49	83
21		1 2 3 4 5 KYLE GOODWIN											50	51	85
22	✓	1 2 3 4 5 DRE MCINTOSH	2				2	2	2			8	52	53	87
23	✓	1 2 3 4 5 D'ANDRE AUSTIN			0	0	2	2	0	0	2		54	55	89
24		1 2 3 4 5 MAURICE CALLO											56	57	91
33	✓	1 2 3 4 5 NIROSAN SURENDRAN	2	2					2			8	58	59	93
31		1 2 3 4 5 GUNES PINAR											60	61	95
35	✓	1 2 3 4 5 JAADEN LEWIS			2	2	2		2			8	62	63	97
		1 2 3 4 5											64	65	99
		1 2 3 4 5											66	67	101
		1 2 3 4 5											68	69	103
		1 2 3 4 5											70	71	105
TIME-OUTS FULL / 20 SEC. X23 X2			TOTALS					66					FINAL		

VISITORS: OTTAWA ST. PATRICK'S			TEAM FOULS					TEAM FOULS					Running Score		
			1 2 3 4 5 6 7 8 9 10					1 2 3 4 5 6 7 8 9 10							
			FIRST HALF					SECOND HALF							
NO.	POS.	Pers. Fouls	First Quarter		Second Quarter			Third Quarter		Fourth Quarter			1	2	3
1	✓	1 2 3 4 5 MIKE SOY	0	0	3	0	3	3	3	2	3	22	36	37	71
2	✓	1 2 3 4 5 ADHAL BWOLO	3							3		6	41	42	76
3		1 2 3 4 5 TAYO ONABAJO											43	44	78
4		1 2 3 4 5 MOHAMMED KABEYA	0	0		0	0	3				7	45	46	80
5		1 2 3 4 5 DONTE STRACHAN											47	48	82
11		1 2 3 4 5 TYLER REID											49	50	84
12		1 2 3 4 5 MATT DESROSIERS											51	52	86
13	✓	1 2 3 4 5 NATHAN GARCIA											53	54	88
14		1 2 3 4 5 DENIRO GIBSON											55	56	90
15		1 2 3 4 5 TREVOR NDOPU											57	58	92
21		1 2 3 4 5 RONO AYA											59	60	94
22	✓	1 2 3 4 5 RYAN KABUYA	0	0	2		2					5	61	62	96
23		1 2 3 4 5 NTWALI BASHIZI											63	64	98
24		1 2 3 4 5 ELIJAH DAVIDSON	2		0							2	65	66	100
25	✓	1 2 3 4 5 LOCK LAM			0	0	2	2	2	2	2	17	67	68	102
		1 2 3 4 5											69	70	104
		1 2 3 4 5											71	72	105
TIME-OUTS FULL / 20 SEC. 5 1 2			TOTALS					59					FINAL		

R

KEN ORMEROD

Date: _____



Date: 1-30-15



Date: _____



Time: _____

Time: 7 PM

Time: _____

Game: _____

Game: 19

Game: _____

HOME: CENTENNIAL			TEAM FOULS					TEAM FOULS					Running Score	
			1 2 3 4 5 6 7 8 9 10					1 2 3 4 5 6 7 8 9 10						
			FIRST HALF					SECOND HALF						
NO.	POS.	Pers. Fouls	First Quarter		Second Quarter		Third Quarter		Fourth Quarter		1	2		
X		1 2 3 4 5 BRANDON BRADLEY									36	71		
X		1 2 3 4 5 PATRICK GONZALEZ									37	72		
4		1 2 3 4 5 DRAKE BAKER									38	73		
✓	11	1 2 3 4 5 CHASE PECK			00	22					39	74		
✓	12	1 2 3 4 5 BLAKE REID	2			00					40	75		
13		1 2 3 4 5 AARON WILSON									41	76		
✓	20	1 2 3 4 5 BENJ VANDEWALFE	2	2		3					42	77		
21		1 2 3 4 5 CAMERON CLARKE									43	78		
22		1 2 3 4 5 BRADY CROWE									44	79		
✓	23	1 2 3 4 5 RAHEEM SILCOTT				00		2			45	80		
✓	33	1 2 3 4 5 ZACK MULLINS	2			22	00	20		2	46	81		
34		1 2 3 4 5 KAELEN FRASER									47	82		
		1 2 3 4 5									48	83		
		1 2 3 4 5									49	84		
		1 2 3 4 5									50	85		
		1 2 3 4 5									51	86		
		1 2 3 4 5									52	87		
		1 2 3 4 5									53	88		
		1 2 3 4 5									54	89		
		1 2 3 4 5									55	90		
		1 2 3 4 5									56	91		
		1 2 3 4 5									57	92		
		1 2 3 4 5									58	93		
		1 2 3 4 5									59	94		
		1 2 3 4 5									60	95		
		1 2 3 4 5									61	96		
		1 2 3 4 5									62	97		
		1 2 3 4 5									63	98		
		1 2 3 4 5									64	99		
		1 2 3 4 5									65	100		
		1 2 3 4 5									66	101		
		1 2 3 4 5									67	102		
		1 2 3 4 5									68	103		
		1 2 3 4 5									69	104		
		1 2 3 4 5									70	105		
TIME-OUTS FULL / 20 SEC.			TOTALS								30			
X 2 3 1 2											FINAL			

VISITORS: BISHOP REDING			TEAM FOULS					TEAM FOULS					Running Score	
			1 2 3 4 5 6 7 8 9 10					1 2 3 4 5 6 7 8 9 10						
			FIRST HALF					SECOND HALF						
NO.	POS.	Pers. Fouls	First Quarter		Second Quarter		Third Quarter		Fourth Quarter		1	2		
2		1 2 3 4 5 TRISTAN WALKER									36	71		
✓	3	1 2 3 4 5 XAVIER OCHU	2	2		22	00	22	00	2	22	37	72	
5		1 2 3 4 5 KOBE LOPEZ				3					38	73		
10		1 2 3 4 5 ALVIN LAZARO									39	74		
12		1 2 3 4 5 PABLO VILLA	2			2					40	75		
14		1 2 3 4 5 IVAN PRUSINA									41	76		
15		1 2 3 4 5 TYRIQUE MOE									42	77		
20		1 2 3 4 5 MANNY LEWIS									43	78		
✓	21	1 2 3 4 5 JORDAN BRATHWAITE	2			00	3	3		3	2	44	79	
✓	24	1 2 3 4 5 PAYNE WOOD										45	80	
✓	25	1 2 3 4 5 CHRISTIAN DAVID	3			3	2	2	2	3	2	46	81	
✓	32	1 2 3 4 5 DANIL SHESTERININ	2	2		2		2		2	2	47	82	
		1 2 3 4 5										48	83	
		1 2 3 4 5										49	84	
		1 2 3 4 5										50	85	
		1 2 3 4 5										51	86	
		1 2 3 4 5										52	87	
		1 2 3 4 5										53	88	
		1 2 3 4 5										54	89	
		1 2 3 4 5										55	90	
		1 2 3 4 5										56	91	
		1 2 3 4 5										57	92	
		1 2 3 4 5										58	93	
		1 2 3 4 5										59	94	
		1 2 3 4 5										60	95	
		1 2 3 4 5										61	96	
		1 2 3 4 5										62	97	
		1 2 3 4 5										63	98	
		1 2 3 4 5										64	99	
		1 2 3 4 5										65	100	
		1 2 3 4 5										66	101	
		1 2 3 4 5										67	102	
		1 2 3 4 5										68	103	
		1 2 3 4 5										69	104	
		1 2 3 4 5										70	105	
TIME-OUTS FULL / 20 SEC.			TOTALS								74			
1 2 3 1 2											FINAL			

KEN ORMEROD



Date: _____

Time: _____

Game: _____



Date: 1-30-15

Time: 7PM

Game: 20



Date: _____

Time: _____


Game: _____

HOME: Holy Trinity			TEAM FOULS					TEAM FOULS					Running Score		
			1 2 3 4 5 6 7 8 9 10					1 2 3 4 5 6 7 8 9 10							
			FIRST HALF					SECOND HALF							
NO.	POS.	Pers. Fouls	First Quarter		Second Quarter		Third Quarter		Fourth Quarter		1	2	3		
1		1 2 3 4 5 Chris Hankins	3		0		2	0	3		14	36	71		
2		1 2 3 4 5 Etinosa Ekwueme										37	72		
3		1 2 3 4 5 Elijah Lostracco	2				2					38	73		
5		1 2 3 4 5 Lucas Orlita	0		2							39	74		
10		1 2 3 4 5 Nathan Burke			0	0	7					40	75		
11		1 2 3 4 5 Dillon Rudman										41	76		
13		1 2 3 4 5 Evan Varnier										42	77		
15		1 2 3 4 5 Evan O'Dell			7				2			43	78		
20		1 2 3 4 5 Colten Nettleton										44	79		
21		1 2 3 4 5 David Idele										45	80		
24		1 2 3 4 5 Ezecha Santiago			2							46	81		
32		1 2 3 4 5 Taria Eisa										47	82		
33		1 2 3 4 5 Ignas Brazdeikis	2		2	2	0		0			48	83		
		1 2 3 4 5										49	84		
		1 2 3 4 5										50	85		
		1 2 3 4 5										51	86		
		1 2 3 4 5										52	87		
		1 2 3 4 5										53	88		
		1 2 3 4 5										54	89		
		1 2 3 4 5										55	90		
		1 2 3 4 5										56	91		
		1 2 3 4 5										57	92		
		1 2 3 4 5										58	93		
		1 2 3 4 5										59	94		
		1 2 3 4 5										60	95		
		1 2 3 4 5										61	96		
		1 2 3 4 5										62	97		
		1 2 3 4 5										63	98		
		1 2 3 4 5										64	99		
		1 2 3 4 5										65	100		
		1 2 3 4 5										66	101		
		1 2 3 4 5										67	102		
		1 2 3 4 5										68	103		
		1 2 3 4 5										69	104		
		1 2 3 4 5										70	105		
TIME-OUTS FULL / 20 SEC.			TOTALS				38				FINAL				
1 1 3 1 1															

VISITORS: OAKWOOD			TEAM FOULS					TEAM FOULS					Running Score		
			1 2 3 4 5 6 7 8 9 10					1 2 3 4 5 6 7 8 9 10							
			FIRST HALF					SECOND HALF							
NO.	POS.	Pers. Fouls	First Quarter		Second Quarter		Third Quarter		Fourth Quarter		1	2	3		
2		1 2 3 4 5 Ontoy Duff			2							36	71		
3		1 2 3 4 5 Calvin Epistola			3		3			6		37	72		
4		1 2 3 4 5 Galie Fortunata					2	2		2		38	73		
10		1 2 3 4 5 Dequan Cascart						0	0	2		39	74		
11		1 2 3 4 5 Darrick Roberts						2				40	75		
12		1 2 3 4 5 Dwan Williams										41	76		
13		1 2 3 4 5 Mardo Ceejay			2							42	77		
14		1 2 3 4 5 Mirko Drca										43	78		
15		1 2 3 4 5 Tyrell O'Brien			2							44	79		
21		1 2 3 4 5 Domingue Nanton										45	80		
22		1 2 3 4 5 Alex Mensah			2							46	81		
23		1 2 3 4 5 Alex Comanita										47	82		
24		1 2 3 4 5 Jevon Jeremiah										48	83		
11		1 2 3 4 5 Steven Rahwire										49	84		
		1 2 3 4 5										50	85		
		1 2 3 4 5										51	86		
		1 2 3 4 5										52	87		
		1 2 3 4 5										53	88		
		1 2 3 4 5										54	89		
		1 2 3 4 5										55	90		
		1 2 3 4 5										56	91		
		1 2 3 4 5										57	92		
		1 2 3 4 5										58	93		
		1 2 3 4 5										59	94		
		1 2 3 4 5										60	95		
		1 2 3 4 5										61	96		
		1 2 3 4 5										62	97		
		1 2 3 4 5										63	98		
		1 2 3 4 5										64	99		
		1 2 3 4 5										65	100		
		1 2 3 4 5										66	101		
		1 2 3 4 5										67	102		
		1 2 3 4 5										68	103		
		1 2 3 4 5										69	104		
		1 2 3 4 5										70	105		
TIME-OUTS FULL / 20 SEC.			TOTALS				28				FINAL				
1 1 3 1 1															

KEN ORMEROD

Date: _____



Time: _____

Game: _____

MEMORIAL TIP-OFF



Date: 1-30-15

Time: 8:30

Game: 23



Date: _____

Time: _____

Game: _____

HOME: D'YOUVILLE			TEAM FOULS					TEAM FOULS					Running Score																			
			1	2	3	4	5	6	7	8	9	10	1	2	3	4	5	6	7	8	9	10	1	2	3	4	5	6	7	8	9	10
			FIRST HALF					SECOND HALF																								
NO.	POS.	Pers. Fouls	First Quarter		Second Quarter			Third Quarter		Fourth Quarter																						
E 10		1 2 3 4 5 KESHON MONTAGUE	0	0	2	2	0	2	0	0					14	1	36	71														
✓ 11		1 2 3 4 5 EMMANUEL NKITIEH							0	0				3	2	37	72															
E 12		1 2 3 4 5 BRENDEN SAMIAL													3	38	73															
E 15		1 2 3 4 5 LUIS PUENTE													4	39	74															
22		1 2 3 4 5 DAMIANN PREHAY	2		2									0 0 0 0 0 0	5	40	75															
23		1 2 3 4 5 DESMOND KWABIAH			3	3							2	6	41	76																
E 24		1 2 3 4 5 KEVIN OFORI													7	42	77															
E 32		1 2 3 4 5 KOREDE ADEGBOYE													8	43	78															
E 33		1 2 3 4 5 CHRISTIEN GOULD	3												9	44	79															
E 34		1 2 3 4 5 MALCOLM MORRISON													10	45	80															
35		1 2 3 4 5 JORDAN LYONS			2			0	0	0	2	2		11	46	81																
E 44		1 2 3 4 5 NORVILLE CLAYTON	2	2				2						12	47	82																
✓ 45		1 2 3 4 5 OVIE EYAMARO	2										3	3	13	48	83															
E 55		1 2 3 4 5 KENNETH ABAD													14	49	84															
		1 2 3 4 5													15	50	85															
		1 2 3 4 5													16	51	86															
		1 2 3 4 5													17	52	87															
		1 2 3 4 5													18	53	88															
		1 2 3 4 5													19	54	89															
		1 2 3 4 5													20	55	90															
		1 2 3 4 5													21	56	91															
		1 2 3 4 5													22	57	92															
		1 2 3 4 5													23	58	93															
		1 2 3 4 5													24	59	94															
		1 2 3 4 5													25	60	95															
		1 2 3 4 5													26	61	96															
		1 2 3 4 5													27	62	97															
		1 2 3 4 5													28	63	98															
		1 2 3 4 5													29	64	99															
		1 2 3 4 5													30	65	100															
		1 2 3 4 5													31	66	101															
		1 2 3 4 5													32	67	102															
		1 2 3 4 5													33	68	103															
		1 2 3 4 5													34	69	104															
		1 2 3 4 5													35	70	105															
		TIME-OUTS FULL / 20 SEC. 1 2 3 1 2	TOTALS					65					FINAL																			

VISITORS: BREBEUF			TEAM FOULS					TEAM FOULS					Running Score																			
			1	2	3	4	5	6	7	8	9	10	1	2	3	4	5	6	7	8	9	10	1	2	3	4	5	6	7	8	9	10
			FIRST HALF					SECOND HALF																								
NO.	POS.	Pers. Fouls	First Quarter		Second Quarter			Third Quarter		Fourth Quarter																						
50		1 2 3 4 5 Sebastien Dikeonardo													1	36	71															
0		1 2 3 4 5 SONY CRUZ													2	37	72															
✓ 1		1 2 3 4 5 J.R. CALURA	0	0	2			0	0	2			0	0	3	0	0	2	3	38	73											
2		1 2 3 4 5 CLAYTON CAIN													4	39	74															
✓ 3		1 2 3 4 5 MARK DOUGLIN	2	0				1	2				2		5	40	75															
4		1 2 3 4 5 DAVID LACHARITY													6	41	76															
5		1 2 3 4 5 RASHAD ROWLEY													7	42	77															
10		1 2 3 4 5 MOHAN KAZI												0	0	2	8	43	78													
11		1 2 3 4 5 LUCAS JOHNSON	3												9	44	79															
E 13		1 2 3 4 5 NATHAN BRUZZESE								3					10	45	80															
E 15		1 2 3 4 5 JUSTIN DiPIETRO													11	46	81															
20		1 2 3 4 5 JAN FATARDO													12	47	82															
E 21		1 2 3 4 5 MAX HAJDECKI			2										13	48	83															
✓ 23		1 2 3 4 5 MICHAEL HAMILTON	2	2	2	2		0	0					14	49	84																
✓ 24		1 2 3 4 5 VERNON KALONJI	2		2			2	2				0	0	15	50	85															
32		1 2 3 4 5 JUAC AUGER													16	51	86															
33		1 2 3 4 5 JOSH MACKENZIE													17	52	87															
		1 2 3 4 5													18	53	88															
		1 2 3 4 5													19	54	89															
		1 2 3 4 5													20	55	90															
		1 2 3 4 5													21	56	91															
		1 2 3 4 5													22	57	92															
		1 2 3 4 5													23	58	93															
		1 2 3 4 5													24	59	94															
		1 2 3 4 5													25	60	95															
		1 2 3 4 5													26	61	96															
		1 2 3 4 5													27	62	97															
		1 2 3 4 5													28	63	98															
		1 2 3 4 5													29	64	99															
		1 2 3 4 5													30	65	100															
		1 2 3 4 5													31	66	101															
		1 2 3 4 5													32	67	102															
		1 2 3 4 5													33	68	103															
		1 2 3 4 5													34	69	104															
		1 2 3 4 5													35	70	105															
		TIME-OUTS FULL / 20 SEC. 1 2 3 1 2	TOTALS					S. Bejeley					51	FINAL																		

In the last minute of the third quarter Brebuf player in possession of the ball was fouled by player #35 attempting to create a held ball. After the whistle with white still in possession of the ball two player from D'Youville attempt to pull the ball from the Brebuf player. After this, pushing ensued. ~~The~~ Players from both benches began to run onto the floor. As official we ~~we~~ began to focus on who had left the bench area, in our judgement All of the players left the D'Youville bench so we by rule eject all of the players. On the Brebuf side we judged that there were a few player remaining on the bench so we attempted to eject known players ~~on~~ that came onto the floor.

Ejected players are indicated on the score sheet with an (E)

Steve Begley 905 807 1973
Steve Black 905-385-7994

KEN ORMEROD



Date: _____

Time: _____

Game: _____



Date: 1-30-15

Time: 8:30

Game: 24



Date: _____

Time: _____

Game: _____

HOME: ST FRANCIS			TEAM FOULS					TEAM FOULS					Running Score	
			1	2	3	4	5	1	2	3	4	5		
			FIRST HALF					SECOND HALF						
NO.	POS.	Pers. Fouls	First Quarter		Second Quarter			Third Quarter		Fourth Quarter				
3		1 2 3 4 AIDAN HINDS	2		0		3		0			1	36	71
4		1 2 3 4 Cele KASAMBA			2		2		3			2	37	72
10		<u>1</u> <u>2</u> <u>3</u> <u>4</u> <u>5</u> Riley Soldswich										3	38	73
15		<u>1</u> <u>2</u> <u>3</u> <u>4</u> <u>5</u> Dan GALANTE										4	39	74
22		1 2 3 4 Abu Kigab	2	2	0	1	2	0	2	2	2	5	40	75
24		<u>1</u> <u>2</u> <u>3</u> <u>4</u> <u>5</u> Keegan Gallant									2	6	41	76
25		<u>1</u> <u>2</u> <u>3</u> <u>4</u> <u>5</u> Jacob Schendus										7	42	77
32		<u>1</u> <u>2</u> <u>3</u> <u>4</u> <u>5</u> DAKOTA Follick										8	43	78
34		1 2 3 4 Collan Voelkner			2		3	3	2			9	44	79
50		<u>1</u> <u>2</u> <u>3</u> <u>4</u> <u>5</u> Lucas Olsthoorn	2	2	0		2		2			10	45	80
		<u>1</u> <u>2</u> <u>3</u> <u>4</u> <u>5</u>										11	46	81
		<u>1</u> <u>2</u> <u>3</u> <u>4</u> <u>5</u>										12	47	82
		<u>1</u> <u>2</u> <u>3</u> <u>4</u> <u>5</u>										13	48	83
		<u>1</u> <u>2</u> <u>3</u> <u>4</u> <u>5</u>										14	49	84
		<u>1</u> <u>2</u> <u>3</u> <u>4</u> <u>5</u>										15	50	85
		<u>1</u> <u>2</u> <u>3</u> <u>4</u> <u>5</u>										16	51	86
		<u>1</u> <u>2</u> <u>3</u> <u>4</u> <u>5</u>										17	52	87
		<u>1</u> <u>2</u> <u>3</u> <u>4</u> <u>5</u>										18	53	88
		<u>1</u> <u>2</u> <u>3</u> <u>4</u> <u>5</u>										19	54	89
		<u>1</u> <u>2</u> <u>3</u> <u>4</u> <u>5</u>										20	55	90
		<u>1</u> <u>2</u> <u>3</u> <u>4</u> <u>5</u>										21	56	91
		<u>1</u> <u>2</u> <u>3</u> <u>4</u> <u>5</u>										22	57	92
		<u>1</u> <u>2</u> <u>3</u> <u>4</u> <u>5</u>										23	58	93
		<u>1</u> <u>2</u> <u>3</u> <u>4</u> <u>5</u>										24	59	94
		<u>1</u> <u>2</u> <u>3</u> <u>4</u> <u>5</u>										25	60	95
		<u>1</u> <u>2</u> <u>3</u> <u>4</u> <u>5</u>										26	61	96
		<u>1</u> <u>2</u> <u>3</u> <u>4</u> <u>5</u>										27	62	97
		<u>1</u> <u>2</u> <u>3</u> <u>4</u> <u>5</u>										28	63	98
		<u>1</u> <u>2</u> <u>3</u> <u>4</u> <u>5</u>										29	64	99
		<u>1</u> <u>2</u> <u>3</u> <u>4</u> <u>5</u>										30	65	100
		<u>1</u> <u>2</u> <u>3</u> <u>4</u> <u>5</u>										31	66	101
		<u>1</u> <u>2</u> <u>3</u> <u>4</u> <u>5</u>										32	67	102
		<u>1</u> <u>2</u> <u>3</u> <u>4</u> <u>5</u>										33	68	103
		<u>1</u> <u>2</u> <u>3</u> <u>4</u> <u>5</u>										34	69	104
		<u>1</u> <u>2</u> <u>3</u> <u>4</u> <u>5</u>										35	70	105
TIME-OUTS FULL / 20 SEC. 1 2 3 4 5			TOTALS		(14)	(23)	(44)	(6)	FINAL					

VISITORS: ST. MARYS			TEAM FOULS					TEAM FOULS					Running Score	
			1	2	3	4	5	1	2	3	4	5		
			FIRST HALF					SECOND HALF						
NO.	POS.	Pers. Fouls	First Quarter		Second Quarter			Third Quarter		Fourth Quarter				
5		<u>1</u> <u>2</u> <u>3</u> <u>4</u> <u>5</u> HEANOK ABARA			2							1	36	71
11		<u>1</u> <u>2</u> <u>3</u> <u>4</u> <u>5</u> Thijien Simon					3					2	37	72
12		<u>1</u> <u>2</u> <u>3</u> <u>4</u> <u>5</u> Nathan Riley					2					3	38	73
13		<u>1</u> <u>2</u> <u>3</u> <u>4</u> <u>5</u> Eddie OMARI										4	39	74
15		1 2 3 4 Tesloth Simon	2	3	3	2	3		0	2	0	5	40	75
20		<u>1</u> <u>2</u> <u>3</u> <u>4</u> <u>5</u> DAVID Nguyen										6	41	76
21		1 2 3 4 TYRIOUS Thompson	2	2	0				0			7	42	77
22		1 2 3 4 Jermaine Lyle	3						0	0		8	43	78
24		1 2 3 4 JAMARI Stephenson	2		2		3	2				9	44	79
32		<u>1</u> <u>2</u> <u>3</u> <u>4</u> <u>5</u> BARNABA NIEL										10	45	80
33		<u>1</u> <u>2</u> <u>3</u> <u>4</u> <u>5</u> Rocky Nguyen										11	46	81
35		<u>1</u> <u>2</u> <u>3</u> <u>4</u> <u>5</u> MINAS ABARA			3	3			2	0	0	12	47	82
43		<u>1</u> <u>2</u> <u>3</u> <u>4</u> <u>5</u> Adham Eleepa										13	48	83
31		<u>1</u> <u>2</u> <u>3</u> <u>4</u> <u>5</u>			3							14	49	84
		<u>1</u> <u>2</u> <u>3</u> <u>4</u> <u>5</u>										15	50	85
		<u>1</u> <u>2</u> <u>3</u> <u>4</u> <u>5</u>										16	51	86
		<u>1</u> <u>2</u> <u>3</u> <u>4</u> <u>5</u>										17	52	87
		<u>1</u> <u>2</u> <u>3</u> <u>4</u> <u>5</u>										18	53	88
		<u>1</u> <u>2</u> <u>3</u> <u>4</u> <u>5</u>										19	54	89
		<u>1</u> <u>2</u> <u>3</u> <u>4</u> <u>5</u>										20	55	90
		<u>1</u> <u>2</u> <u>3</u> <u>4</u> <u>5</u>										21	56	91
		<u>1</u> <u>2</u> <u>3</u> <u>4</u> <u>5</u>										22	57	92
		<u>1</u> <u>2</u> <u>3</u> <u>4</u> <u>5</u>										23	58	93
		<u>1</u> <u>2</u> <u>3</u> <u>4</u> <u>5</u>										24	59	94
		<u>1</u> <u>2</u> <u>3</u> <u>4</u> <u>5</u>										25	60	95
		<u>1</u> <u>2</u> <u>3</u> <u>4</u> <u>5</u>										26	61	96
		<u>1</u> <u>2</u> <u>3</u> <u>4</u> <u>5</u>										27	62	97
		<u>1</u> <u>2</u> <u>3</u> <u>4</u> <u>5</u>										28	63	98
		<u>1</u> <u>2</u> <u>3</u> <u>4</u> <u>5</u>										29	64	99
		<u>1</u> <u>2</u> <u>3</u> <u>4</u> <u>5</u>										30	65	100
		<u>1</u> <u>2</u> <u>3</u> <u>4</u> <u>5</u>										31	66	101
		<u>1</u> <u>2</u> <u>3</u> <u>4</u> <u>5</u>										32	67	102
		<u>1</u> <u>2</u> <u>3</u> <u>4</u> <u>5</u>										33	68	103
		<u>1</u> <u>2</u> <u>3</u> <u>4</u> <u>5</u>										34	69	104
		<u>1</u> <u>2</u> <u>3</u> <u>4</u> <u>5</u>										35	70	105
TIME-OUTS FULL / 20 SEC. 1 2 3 4 5			TOTALS		(21)	(41)	(54)	(10)	FINAL					

KEN ORMEROD



MEMORIAL TIP-OFF

Date: _____
Time: _____
Game: _____



Date: 1-31-15
Time: 9AM
Game: 27



Date: _____
Time: _____
Game: _____

HOME: <u>WEST HUMBER</u>			TEAM FOULS					TEAM FOULS					Running Score			
			FIRST HALF					SECOND HALF								
			1	2	3	4	5	1	2	3	4	5				
NO.	POS.	Pers. Fouls	First Quarter		Second Quarter			Third Quarter		Fourth Quarter			1	2	3	
✓ 0		<u>1 2 3 4 5</u> T. McLawrence-Gayle						3						3	36	71
1		<u>1 2 3 4 5</u> Peters Tyvell						2	0 0		3			7	37	72
X		<u>1 2 3 4 5</u> Abdi Dahir													38	73
3		<u>1 2 3 4 5</u> Billy Jagpal				2								2	39	74
X		<u>1 2 3 4 5</u> Garstan Kidder													40	75
✓ 5		<u>1 2 3 4 5</u> Fenanor Dafinise	2	X			3	0 0						7	41	76
X		<u>1 2 3 4 5</u> Michael Asante													42	77
8		<u>1 2 3 4 5</u> Michael Adjel									2			2	43	78
X		<u>1 2 3 4 5</u> K.D. Gilt													44	79
11		<u>1 2 3 4 5</u> Dwayne Lambert													45	80
X		<u>1 2 3 4 5</u> Ehinjit Singh													46	81
X		<u>1 2 3 4 5</u> Isaac Gediwango													47	82
✓ 22		<u>1 2 3 4 5</u> Johnell Richards						2						2	48	83
✓ 23		<u>1 2 3 4 5</u> Hassan Mohamoud	3					0 0			0 0	3		7	49	84
X		<u>1 2 3 4 5</u> Menetek Shaw													50	85
✓ 35		<u>1 2 3 4 5</u> Keith Laryea	2	2										4	51	86
TIME-OUTS FULL / 20 SEC. <u>1 2 3 1 2</u>			TOTALS							34				35	68	103
										FINAL				35	69	104
														35	70	105

VISITORS: <u>CARDINAL NEWMAN</u>			TEAM FOULS					TEAM FOULS					Running Score			
			FIRST HALF					SECOND HALF								
			1	2	3	4	5	1	2	3	4	5				
NO.	POS.	Pers. Fouls	First Quarter		Second Quarter			Third Quarter		Fourth Quarter			1	2	3	
3		<u>1 2 3 4 5</u> Jake Marquette													36	71
4		<u>1 2 3 4 5</u> Nick Petermann													37	72
11	✓	<u>1 2 3 4 5</u> Manashe Muneke				2		2	2	3				9	38	73
12	✓	<u>1 2 3 4 5</u> Tyler Brown	3	0 0		2		2			2			11	39	74
13	✓	<u>1 2 3 4 5</u> Goren Veselinovic	3					2						5	40	75
15		<u>1 2 3 4 5</u> Alonzo Reyes									2				41	76
21	✓	<u>1 2 3 4 5</u> Anthony Torresin	3	3	X	3		3	3	3	3	2	3	3	42	77
23		<u>1 2 3 4 5</u> Jordan Rimac													43	78
32		<u>1 2 3 4 5</u> Josh Nardini													44	79
33		<u>1 2 3 4 5</u> Ayrton Luciani													45	80
34	✓	<u>1 2 3 4 5</u> Tyrell Hebert	2	0		2	0	3	3		2	2	0	2	46	81
		<u>1 2 3 4 5</u>													47	82
		<u>1 2 3 4 5</u>													48	83
		<u>1 2 3 4 5</u>													49	84
		<u>1 2 3 4 5</u>													50	85
		<u>1 2 3 4 5</u>													51	86
		<u>1 2 3 4 5</u>													52	87
		<u>1 2 3 4 5</u>													53	88
		<u>1 2 3 4 5</u>													54	89
		<u>1 2 3 4 5</u>													55	90
		<u>1 2 3 4 5</u>													56	91
		<u>1 2 3 4 5</u>													57	92
		<u>1 2 3 4 5</u>													58	93
		<u>1 2 3 4 5</u>													59	94
		<u>1 2 3 4 5</u>													60	95
		<u>1 2 3 4 5</u>													61	96
		<u>1 2 3 4 5</u>													62	97
		<u>1 2 3 4 5</u>													63	98
		<u>1 2 3 4 5</u>													64	99
		<u>1 2 3 4 5</u>													65	100
		<u>1 2 3 4 5</u>													66	101
		<u>1 2 3 4 5</u>													67	102
		<u>1 2 3 4 5</u>													68	103
		<u>1 2 3 4 5</u>													69	104
		<u>1 2 3 4 5</u>													70	105
TIME-OUTS FULL / 20 SEC. <u>1 2 3 1 2</u>			TOTALS							74				35	68	103
										FINAL				35	69	104
														35	70	105

KEN ORMEROD



Date: _____

Time: _____

Game: _____



Date: 1-31-15

Time: 9AM

Game: 28



Date: _____

Time: _____

Game: _____

HOME: HOLY TRINITY (white)			TEAM FOULS				TEAM FOULS				Running Score			
			FIRST HALF		SECOND HALF		FIRST HALF		SECOND HALF					
			NO.	POS.	Pers. Fouls	1	2	3	4	1	2	3	4	1
1		<u>12345</u> Chris HANKINS		000	233						9	1	36	71
2		<u>12345</u> Etinosa EGUAVOEN										2	37	72
3		<u>12345</u> Elijah LOSTRACCO	33		22						10	3	38	73
5		<u>12345</u> Lucas ORLITA	35	22	2						12	4	39	74
10		<u>12345</u> Nathan Rourke							32	5	5	40	75	
11		<u>12345</u> Dillon RUDMAN									6	41	76	
13		<u>12345</u> Evan VANNIER							2	2	7	42	77	
15		<u>12345</u> Evan O'DELL		2							8	43	78	
20		<u>12345</u> Cullen WELSFORD									9	44	79	
21		<u>12345</u> David IDELE									10	45	80	
24		<u>12345</u> Ezecha SANTIAGO			00			00		3	11	46	81	
32		<u>12345</u> Tariq EISA									12	47	82	
33		<u>12345</u> Ignas BRAZDEIKIS	222	2323				2		18	13	48	83	
		<u>12345</u>									14	49	84	
		<u>12345</u>									15	50	85	
		<u>12345</u>									16	51	86	
		<u>12345</u>									17	52	87	
		<u>12345</u>									18	53	88	
		<u>12345</u>									19	54	89	
		<u>12345</u>									20	55	90	
		<u>12345</u>									21	56	91	
		<u>12345</u>									22	57	92	
		<u>12345</u>									23	58	93	
		<u>12345</u>									24	59	94	
		<u>12345</u>									25	60	95	
		<u>12345</u>									26	61	96	
		<u>12345</u>									27	62	97	
		<u>12345</u>									28	63	98	
		<u>12345</u>									29	64	99	
		<u>12345</u>									30	65	100	
		<u>12345</u>									31	66	101	
		<u>12345</u>									32	67	102	
		<u>12345</u>									33	68	103	
		<u>12345</u>									34	69	104	
		<u>12345</u>									35	70	105	
TIME-OUTS FULL / 20 SEC. 1 2 3 <u>17</u>			TOTALS				<div style="border: 1px solid black; border-radius: 50%; width: 40px; height: 40px; display: flex; align-items: center; justify-content: center; margin: 0 auto;"> 61 </div>				FINAL			

VISITORS: CATHEDRAL (blue)			TEAM FOULS				TEAM FOULS				Running Score			
			FIRST HALF		SECOND HALF		FIRST HALF		SECOND HALF					
			NO.	POS.	Pers. Fouls	1	2	3	4	1	2	3	4	1
3		<u>12345</u> Paulo LINGUENNE		00	2000						7	1	36	71
4		<u>12345</u> Kareem COLLINS SAMUEL										2	37	72
5		<u>12345</u> Jorge LEITAO	323	000	3						12	3	38	73
10		<u>12345</u> Jess BALUYOT										4	39	74
14		<u>12345</u> Nathan MORRIS										5	40	75
15		<u>12345</u> Raiyan MOHAMED										6	41	76
22		<u>12345</u> ONeil STUBBS	2						2	4	7	42	77	
23		<u>12345</u> Brandon SEERAM									8	43	78	
24		<u>12345</u> Andrew SMOKE									9	44	79	
31		<u>12345</u> Bardhi POPAJ									10	45	80	
32		<u>12345</u> Josh NZITA									11	46	81	
34		<u>12345</u> Michael DZARINGA		3						3	12	47	82	
44		<u>12345</u> Mohamed GAFER			2					2	13	48	83	
55		<u>12345</u> Isaiah GORDON			2					2	14	49	84	
33		<u>12345</u> Stephen Smith									15	50	85	
		<u>12345</u>									16	51	86	
		<u>12345</u>									17	52	87	
		<u>12345</u>									18	53	88	
		<u>12345</u>									19	54	89	
		<u>12345</u>									20	55	90	
		<u>12345</u>									21	56	91	
		<u>12345</u>									22	57	92	
		<u>12345</u>									23	58	93	
		<u>12345</u>									24	59	94	
		<u>12345</u>									25	60	95	
		<u>12345</u>									26	61	96	
		<u>12345</u>									27	62	97	
		<u>12345</u>									28	63	98	
		<u>12345</u>									29	64	99	
		<u>12345</u>									30	65	100	
		<u>12345</u>									31	66	101	
		<u>12345</u>									32	67	102	
		<u>12345</u>									33	68	103	
		<u>12345</u>									34	69	104	
		<u>12345</u>									35	70	105	
TIME-OUTS FULL / 20 SEC. 1 2 3 <u>12</u>			TOTALS				<div style="border: 1px solid black; border-radius: 50%; width: 40px; height: 40px; display: flex; align-items: center; justify-content: center; margin: 0 auto;"> 30 </div>				FINAL			

KEN ORMEROD

Date: _____



Time: _____

Game: _____

MEMORIAL TIP-OFF



Date: 1-31-15

Time: 10:30 AM

Game: 30



Date: _____


Time: _____

Game: _____

HOME: SIR ALLAN MacNAB (white)			TEAM FOULS							TEAM FOULS							Running Score		
			FIRST HALF							SECOND HALF									
			1	2	3	4	5	6	7	8	9	10	1	2	3	4			
NO.	POS.	Pers. Fouls	First Quarter							Second Quarter							1	2	3
0		1 2 3 4 5 Rueadale WILLIAMS	3														36	37	38
1		1 2 3 4 5 Antione VERNON	00							2 0 0 3							39	40	41
3		1 2 3 4 5 Shai ALEXANDER	2 2 0							2 2 2							42	43	44
4		1 2 3 4 5 Justin ANDREWS	3 3														45	46	47
5		1 2 3 4 5 Devlin JOVETIC															48	49	50
6		1 2 3 4 5 Khaleem BENNETT															51	52	53
8		1 2 3 4 5 Sam JENKINS	2 2							2 3 9							54	55	56
10		1 2 3 4 5 Aaron GIBSON															57	58	59
12		1 2 3 4 5 Brandon KENYON								2 2 0 2							60	61	62
15		1 2 3 4 5 Zachary MAYERS															63	64	65
21		1 2 3 4 5 Mahim KAZI															66	67	68
24		1 2 3 4 5 Denzell WALLACE															69	70	71
		1 2 3 4 5															72	73	74
		1 2 3 4 5															75	76	77
		1 2 3 4 5															78	79	80
		1 2 3 4 5															81	82	83
		1 2 3 4 5															84	85	86
		1 2 3 4 5															87	88	89
		1 2 3 4 5															90	91	92
		1 2 3 4 5															93	94	95
		1 2 3 4 5															96	97	98
		1 2 3 4 5															99	100	101
		1 2 3 4 5															102	103	104
		1 2 3 4 5															105		
TIME-OUTS FULL / 20 SEC. 1 1 / 1 2			TOTALS														59 FINAL		

VISITORS: ST. FRANCIS (black)			TEAM FOULS							TEAM FOULS							Running Score		
			FIRST HALF							SECOND HALF									
			1	2	3	4	5	6	7	8	9	10	1	2	3	4			
NO.	POS.	Pers. Fouls	First Quarter							Second Quarter							1	2	3
3		1 2 3 4 5 Aidan HINDS															36	37	38
4		1 2 3 4 5 Cole KASAMBA								2							39	40	41
10		1 2 3 4 5 Riley SOLDSWICH															42	43	44
15		1 2 3 4 5 Daniel GALANTE								2							45	46	47
11		1 2 3 4 5 Abu KIGAB	2 2							2 2 2 2 2 2 2 2 2 2							48	49	50
24		1 2 3 4 5 Keegan GALLANT															51	52	53
25		1 2 3 4 5 Jacob SCHENCK															54	55	56
32		1 2 3 4 5 Dakota FOLLIK															57	58	59
34		1 2 3 4 5 Cullan VOELKNER								0 0 3 3							60	61	62
50		1 2 3 4 5 Lucas OLSTHOOM	2 2 0							2							63	64	65
		1 2 3 4 5															66	67	68
		1 2 3 4 5															69	70	71
		1 2 3 4 5															72	73	74
		1 2 3 4 5															75	76	77
		1 2 3 4 5															78	79	80
		1 2 3 4 5															81	82	83
		1 2 3 4 5															84	85	86
		1 2 3 4 5															87	88	89
		1 2 3 4 5															90	91	92
		1 2 3 4 5															93	94	95
		1 2 3 4 5															96	97	98
		1 2 3 4 5															99	100	101
		1 2 3 4 5															102	103	104
		1 2 3 4 5															105		
TIME-OUTS FULL / 20 SEC. 1 2 3 / 1 1			TOTALS														45 FINAL		

KEN ORMEROD



Date: _____

Time: _____

Game: _____

MEMORIAL TIP-OFF



Date: 1-31-15

Time: NOON

Game: 31



Date: _____

Time: _____

Game: _____

HOME: <u>PINE RIDGE</u>			TEAM FOULS					TEAM FOULS					Running Score						
			1	2	3	4	5	1	2	3	4	5							
			FIRST HALF					SECOND HALF											
NO.	POS.	Pers. Fouls	First Quarter	Second Quarter	Third Quarter	Fourth Quarter	1	2	3	4	5	6	7	8	9	10			
✓ 0		1 2 3 4 5 Jordan Henry	2 0 2 3	2 2 2 0 2	3	0 0 0 3											36		
1		1 2 3 4 5 Joel Dash				3	3										37		
2		1 2 3 4 5 Tyreek Brown															38		
3		1 2 3 4 5 Diondre Reid															39		
✓ 4		1 2 3 4 5 Nevell Provo		0 0 3	3	3 0 0 0											40		
✓ 5		1 2 3 4 5 Chase Vassell	2		2	0 0 0 3											41		
10		1 2 3 4 5 Kheezher Chaudhry															42		
12		1 2 3 4 5 Mustafa Prince															43		
✓ 13		1 2 3 4 5 Daniel Wright	2 2 0 0	2	0 0												44		
20		1 2 3 4 5 Omar Mourad															45		
✓ 21		1 2 3 4 5 Spencer Thomas	2			2 2											46		
23		1 2 3 4 5 Garrison Griffiths															47		
24		1 2 3 4 5 Jordan McGranahan															48		
25		1 2 3 4 5 Yannick Hannibal															49		
44		1 2 3 4 5 Darnelle Peddie															50		
45		1 2 3 4 5 Kristos Vagenas															51		
TIME-OUTS FULL / 20 SEC. 1 2 3 1 2			TOTALS				16	16	9	65			FINAL			52	53	54	55

VISITORS: <u>D'YOUVILLE</u>			TEAM FOULS					TEAM FOULS					Running Score						
			1	2	3	4	5	1	2	3	4	5							
			FIRST HALF					SECOND HALF											
NO.	POS.	Pers. Fouls	First Quarter	Second Quarter	Third Quarter	Fourth Quarter	1	2	3	4	5	6	7	8	9	10			
10		1 2 3 4 5 Keshon Montague	3 2	2 2	2 3	2 2 0 2 0 0											36		
11		1 2 3 4 5 Emmanuel Nkitieh	2		2 0	2 0 2											37		
15		1 2 3 4 5 Luis Puente		2													38		
22		1 2 3 4 5 DamiAnn Prehay	0 0 2 2	0 0 2 2	2	2 0 0											39		
23		1 2 3 4 5 Desmond Kwabiah		0 0 0 0	0 0	0 0 2											40		
35		1 2 3 4 5 Jordan Lyons		2 2 0		2 2 2 2											41		
45		1 2 3 4 5 Ovie Eyamaro	0 0 0		2 2	0 0											42		
		1 2 3 4 5															43		
		1 2 3 4 5															44		
		1 2 3 4 5															45		
		1 2 3 4 5															46		
		1 2 3 4 5															47		
		1 2 3 4 5															48		
		1 2 3 4 5															49		
		1 2 3 4 5															50		
		1 2 3 4 5															51		
		1 2 3 4 5															52		
		1 2 3 4 5															53		
		1 2 3 4 5															54		
		1 2 3 4 5															55		
		1 2 3 4 5															56		
		1 2 3 4 5															57		
		1 2 3 4 5															58		
		1 2 3 4 5															59		
		1 2 3 4 5															60		
		1 2 3 4 5															61		
		1 2 3 4 5															62		
		1 2 3 4 5															63		
		1 2 3 4 5															64		
		1 2 3 4 5															65		
		1 2 3 4 5															66		
		1 2 3 4 5															67		
		1 2 3 4 5															68		
		1 2 3 4 5															69		
		1 2 3 4 5															70		
TIME-OUTS FULL / 20 SEC. 1 2 3 1 2			TOTALS				14	17	16	77			FINAL			71	72	73	74

KEN ORMEROD

Date: _____



Date: 1-31-15



Date: _____



Time: _____

Time: 1200N

Time: _____



Game: _____

Game: 32

Game: _____

MEMORIAL TIP-OFF

HOME: SALT FLEET			TEAM FOULS					TEAM FOULS					Running Score											
			1	2	3	4	5	6	7	8	9	10	1	2	3	4	5	6	7	8	9	10		
			FIRST HALF					SECOND HALF																
NO.	POS.	Pers. Fouls	First Quarter		Second Quarter			Third Quarter		Fourth Quarter														
2		1 2 3 4 5 Terry Hill	2					2							36	71								
3		1 2 3 4 5 Jahmal Burke													37	72								
7		1 2 3 4 5 Kelvin Van													38	73								
9		1 2 3 4 5 Darnell Curtin						0		0					39	74								
10		1 2 3 4 5 Nigel McQue													40	75								
11		1 2 3 4 5 Samad Khan						2							41	76								
12		1 2 3 4 5 Brett Putzig	3 2		0					0	2 2	10			42	77								
13		1 2 3 4 5 Nicola Djogo													43	78								
15		1 2 3 4 5 Bennett Kerlew													44	79								
20		1 2 3 4 5 Woods Brown						2 2 0		2 2		13			45	80								
24		1 2 3 4 5 Dardan Berisha													46	81								
33		1 2 3 4 5 Nick Pett	0 0		2 0 2			2				7			47	82								
35		1 2 3 4 5 Cam McVeety													48	83								
6		1 2 3 4 5 Kingsley Olsen	2		2					0					49	84								
		1 2 3 4 5													50	85								
		1 2 3 4 5													51	86								
		1 2 3 4 5													52	87								
		1 2 3 4 5													53	88								
		1 2 3 4 5													54	89								
		1 2 3 4 5													55	90								
		1 2 3 4 5													56	91								
		1 2 3 4 5													57	92								
		1 2 3 4 5													58	93								
		1 2 3 4 5													59	94								
		1 2 3 4 5													60	95								
		1 2 3 4 5													61	96								
		1 2 3 4 5													62	97								
		1 2 3 4 5													63	98								
		1 2 3 4 5													64	99								
		1 2 3 4 5													65	100								
		1 2 3 4 5													66	101								
		1 2 3 4 5													67	102								
		1 2 3 4 5													68	103								
		1 2 3 4 5													69	104								
		1 2 3 4 5													70	105								
		1 2 3 4 5													71	105								
		1 2 3 4 5													72	105								
		1 2 3 4 5													73	105								
		1 2 3 4 5													74	105								
		1 2 3 4 5													75	105								
		1 2 3 4 5													76	105								
		1 2 3 4 5													77	105								
		1 2 3 4 5													78	105								
		1 2 3 4 5													79	105								
		1 2 3 4 5													80	105								
		1 2 3 4 5													81	105								
		1 2 3 4 5													82	105								
		1 2 3 4 5													83	105								
		1 2 3 4 5													84	105								
		1 2 3 4 5													85	105								
		1 2 3 4 5													86	105								
		1 2 3 4 5													87	105								
		1 2 3 4 5													88	105								
		1 2 3 4 5													89	105								
		1 2 3 4 5													90	105								
		1 2 3 4 5													91	105								
		1 2 3 4 5													92	105								
		1 2 3 4 5													93	105								
		1 2 3 4 5													94	105								
		1 2 3 4 5													95	105								
		1 2 3 4 5													96	105								
		1 2 3 4 5													97	105								
		1 2 3 4 5													98	105								
		1 2 3 4 5													99	105								
		1 2 3 4 5													100	105								
		1 2 3 4 5													101	105								
		1 2 3 4 5													102	105								
		1 2 3 4 5													103	105								
		1 2 3 4 5													104	105								
		1 2 3 4 5													105	105								
		1 2 3 4 5													106	105								
		1 2 3 4 5													107	105								
		1 2 3 4 5													108	105								
		1 2 3 4 5													109	105								
		1 2 3 4 5													110	105								
		1 2 3 4 5													111	105								
		1 2 3 4 5													112	105								
		1 2 3 4 5													113	105								
		1 2 3 4 5													114	105								
		1 2 3 4 5													115	105								
		1 2 3 4 5													116	105								
		1 2 3 4 5													117	105								
		1 2 3 4 5													118	105								
		1 2 3 4 5													119	105								
		1 2 3 4 5													120	105								
		1 2 3 4 5													121	105								
		1 2 3 4 5													122	105								
		1 2 3 4 5													123	105								
		1 2 3 4 5													124	105								
		1 2 3 4 5													125	105								
		1 2 3 4 5													126	105								
		1 2 3 4 5													127	105								
		1 2 3 4 5													128	105								
		1 2 3 4 5													129	105								
		1 2 3 4 5													130	105								
		1 2 3 4 5													131	105								
		1 2 3 4 5													132	105								
		1 2 3 4 5													133	105								
		1 2 3 4 5													134	105								
		1 2 3 4 5													135	105								
		1 2 3 4 5													136	105								
		1 2 3 4 5													137	105								
		1 2 3 4 5													138	105								
		1 2 3 4 5													139	105								
		1 2 3 4 5													140	105								
		1 2 3 4 5													141	105								
		1 2 3 4 5													142	105								
		1 2 3 4 5													143	105								
		1 2 3 4 5													144	105								
		1 2 3 4 5													145	105								
		1 2 3 4 5													146	105								
		1 2 3 4 5													147	105								
		1 2 3 4 5													148	105								
		1 2 3 4 5													149	105								
		1 2 3 4 5													150	105								
		1 2 3 4 5													151	105								
		1 2 3 4 5													152	105								
		1 2 3 4 5													153	105								
		1 2 3 4 5													154	105								
		1 2 3 4 5													155	105								
		1 2 3 4 5													156	105								
		1 2 3 4 5													157	105								
		1 2 3 4 5													158	105								
		1 2 3 4 5													159	105								
		1 2 3 4 5													160	105								
		1 2 3 4 5					</																	

ART FAIRLEY FINAL

KEN ORMEROD Date: _____



MEMORIAL TIP-OFF

Date: _____

Time: _____

Game: _____



Date: 1-31-15

Time: 1:30 PM

Game: 33



Date: _____

Time: _____

Game: _____

HOME: <u>WEST HUMBER</u>			TEAM FOULS				TEAM FOULS				Running Score	
			FIRST HALF		SECOND HALF		FIRST HALF		SECOND HALF			
			1	2	3	4	1	2	3	4		
NO.	POS.	Pers. Fouls	First Quarter	Second Quarter	Third Quarter	Fourth Quarter	1	2	3	4	5	6
0		<u>12345</u> TYSHANE McLAWRENCE GAYLE	3	3	23	23 00 18	1	2	3	4	5	6
1		<u>12345</u> TYVELL PETERS	2323			00 200	7	8	9	10	11	12
2		<u>12345</u> ABDI DAHIR					13	14	15	16	17	18
3		<u>12345</u> BILLY JAGPAL					19	20	21	22	23	24
4		<u>12345</u> GURSHAN LIDDER					25	26	27	28	29	30
5		<u>12345</u> FENANOV DAFINISE					31	32	33	34	35	36
6		<u>12345</u> MICHAEL ASANTE					37	38	39	40	41	42
8		<u>12345</u> MICHAEL ADJEI					43	44	45	46	47	48
9		<u>12345</u> KD GILL					49	50	51	52	53	54
11		<u>12345</u> DWAYNE LAMBERT					55	56	57	58	59	60
13		<u>12345</u> ERINJIT SINGH					61	62	63	64	65	66
15		<u>12345</u> ISAAC GALIWANGO					67	68	69	70	71	72
22		<u>12345</u> JOHNEIL RICHARDS	200	222	2		73	74	75	76	77	78
23		<u>12345</u> HASSAN MOHAMOUD	00			0000200	79	80	81	82	83	84
26		<u>12345</u> MENELEK SHAW					85	86	87	88	89	90
35		<u>12345</u> KEITH LARYEA			333	2000	91	92	93	94	95	96
TIME-OUTS FULL / 20 SEC.			TOTALS				72		FINAL			
<u>1/3</u> <u>0/2</u>			<u>17</u> <u>18</u> <u>51</u>									

VISITORS: <u>CATHEDRAL</u>			TEAM FOULS				TEAM FOULS				Running Score	
			FIRST HALF		SECOND HALF		FIRST HALF		SECOND HALF			
			1	2	3	4	1	2	3	4		
NO.	POS.	Pers. Fouls	First Quarter	Second Quarter	Third Quarter	Fourth Quarter	1	2	3	4	5	6
3		<u>12345</u> PAULO LINGUENHE	3	2			1	2	3	4	5	6
4		<u>12345</u> KAREEM COLLINS SAMUEL					7	8	9	10	11	12
5		<u>12345</u> JORGE LEITAO	3232		33210	0002200 31	13	14	15	16	17	18
10		<u>12345</u> JESS BALUYOT					19	20	21	22	23	24
14		<u>12345</u> NATHAN MORRIS					25	26	27	28	29	30
15		<u>12345</u> RAYYAN MOHAMED					31	32	33	34	35	36
22		<u>12345</u> ONEIL STUBBS		2			37	38	39	40	41	42
23		<u>12345</u> BRANDON SEERAM					43	44	45	46	47	48
24		<u>12345</u> ANDREW SMOKE					49	50	51	52	53	54
31		<u>12345</u> BARDHI POPAJ	2	002	2	2002	55	56	57	58	59	60
32		<u>12345</u> JOSH NZITA					61	62	63	64	65	66
34		<u>12345</u> MICHAEL DZARINGA					67	68	69	70	71	72
44		<u>12345</u> MOHAMED GAFFER	2	23	3		73	74	75	76	77	78
55		<u>12345</u> ISAIAH GORDON	2		002	200	79	80	81	82	83	84
		<u>12345</u>					85	86	87	88	89	90
		<u>12345</u>					91	92	93	94	95	96
TIME-OUTS FULL / 20 SEC.			TOTALS				69		FINAL			
<u>1/1</u> <u>1/1</u>			<u>8</u> <u>49</u>									

KEN ORMEROD

Date: _____



Time: _____

Game: _____

ROACH-TOWLER FINAL



Date: 1-31-15

Time: 1:30 PM

Game: 34



Date: _____

Time: _____

Game: _____

HOME: CARDINAL NEWMAN			TEAM FOULS					TEAM FOULS					Running Score											
			1	2	3	4	5	6	7	8	9	10	1	2	3	4	5	6	7	8	9	10		
			FIRST HALF					SECOND HALF																
NO.	POS.	Pers. Fouls	First Quarter		Second Quarter			Third Quarter		Fourth Quarter														
3		1 2 3 4 5 Jake Marquette												1	36	71								
4		1 2 3 4 5 Nick Petermann												2	37	72								
11	✓	1 2 3 4 5 Manashe Muneka 2												3	38	73								
12	✓	1 2 3 4 5 Tyler Brown					00		2			2 0 0 0		4	39	74								
13	✓	1 2 3 4 5 Goren Veselinovic 2 0 0												5	40	75								
15		1 2 3 4 5 Alongo Reyes												6	41	76								
21	✓	1 2 3 4 5 Anthony Torresin 2 0					33		33			3		7	42	77								
23		1 2 3 4 5 Jordan Rimac					00							8	43	78								
32		1 2 3 4 5 Josh Nardini												9	44	79								
33		1 2 3 4 5 Ayrton Luciani												10	45	80								
34	✓	1 2 3 4 5 Tyrell Hebert 00							2					11	46	81								
		1 2 3 4 5												12	47	82								
		1 2 3 4 5												13	48	83								
		1 2 3 4 5												14	49	84								
		1 2 3 4 5												15	50	85								
		1 2 3 4 5												16	51	86								
		1 2 3 4 5												17	52	87								
		1 2 3 4 5												18	53	88								
		1 2 3 4 5												19	54	89								
		1 2 3 4 5												20	55	90								
		1 2 3 4 5												21	56	91								
		1 2 3 4 5												22	57	92								
		1 2 3 4 5												23	58	93								
		1 2 3 4 5												24	59	94								
		1 2 3 4 5												25	60	95								
		1 2 3 4 5												26	61	96								
		1 2 3 4 5												27	62	97								
		1 2 3 4 5												28	63	98								
		1 2 3 4 5												29	64	99								
		1 2 3 4 5												30	65	100								
		1 2 3 4 5												31	66	101								
		1 2 3 4 5												32	67	102								
		1 2 3 4 5												33	68	103								
		1 2 3 4 5												34	69	104								
		1 2 3 4 5												35	70	105								
TIME-OUTS FULL / 20 SEC. 1/2 3 1/2			TOTALS										43											
													FINAL											

VISITORS: HOLY TRINITY			TEAM FOULS					TEAM FOULS					Running Score											
			1	2	3	4	5	6	7	8	9	10	1	2	3	4	5	6	7	8	9	10		
			FIRST HALF					SECOND HALF																
NO.	POS.	Pers. Fouls	First Quarter		Second Quarter			Third Quarter		Fourth Quarter														
1	✓	1 2 3 4 5 Chris Hankins					22					2 0 0		1	36	71								
2		1 2 3 4 5 Etinosa Eguavoen												2	37	72								
3		1 2 3 4 5 Elijah Lostracco												3	38	73								
5	✓	1 2 3 4 5 Lucas Orlita												4	39	74								
10	✓	1 2 3 4 5 Nathan Rourke												5	40	75								
11		1 2 3 4 5 Dillon Rudman								3				6	41	76								
13		1 2 3 4 5 Evan Vannier												7	42	77								
15	✓	1 2 3 4 5 Evan O'Dell 2 2					22		00					8	43	78								
20		1 2 3 4 5 Cutten Welsford												9	44	79								
21		1 2 3 4 5 David Idele												10	45	80								
24		1 2 3 4 5 Ezeoha Santiago 33					33		33			00 2 0 0		11	46	81								
32		1 2 3 4 5 Tarie Eisa												12	47	82								
33	✓	1 2 3 4 5 Ignas Brazdeikis 22					3 0 0		2			2 2 0 0 0 0		13	48	83								
		1 2 3 4 5												14	49	84								
		1 2 3 4 5												15	50	85								
		1 2 3 4 5												16	51	86								
		1 2 3 4 5												17	52	87								
		1 2 3 4 5												18	53	88								
		1 2 3 4 5												19	54	89								
		1 2 3 4 5												20	55	90								
		1 2 3 4 5												21	56	91								
		1 2 3 4 5												22	57	92								
		1 2 3 4 5												23	58	93								
		1 2 3 4 5												24	59	94								
		1 2 3 4 5												25	60	95								
		1 2 3 4 5												26	61	96								
		1 2 3 4 5												27	62	97								
		1 2 3 4 5												28	63	98								
		1 2 3 4 5												29	64	99								
		1 2 3 4 5												30	65	100								
		1 2 3 4 5												31	66	101								
		1 2 3 4 5												32	67	102								
		1 2 3 4 5												33	68	103								
		1 2 3 4 5												34	69	104								
		1 2 3 4 5												35	70	105								
TIME-OUTS FULL / 20 SEC. 1/2 3 1/2			TOTALS										50											
													FINAL											

KEN ORMEROD

Date: _____
 Time: _____
 Game: _____

KEN ORMEROD FINAL



Date: 1-31-15
 Time: 6PM
 Game: 37



Date: _____
 Time: _____
 Game: _____

MEMORIAL TIP-OFF

VISITORS: HOME: <u>PINE RIDGE.</u>			TEAM FOULS										TEAM FOULS										Running Score																			
			FIRST HALF					SECOND HALF					FIRST HALF					SECOND HALF																								
			1	2	3	4	5	6	7	8	9	10	1	2	3	4	5	6	7	8	9	10																				
NO.	POS.	Pers. Fouls	1	2	3	4	5	6	7	8	9	10	1	2	3	4	5	6	7	8	9	10	1	2	3	4	5	6	7	8	9	10	1	2	3	4	5	6	7	8	9	10
0		<u>X</u> 2345 JORDAN HENRY																																								
11		<u>X</u> 2345 JOEL DASH	3										3																													
2		12345 TYREEK BROWN																																								
3		12345 DIONDRE REID.																																								
4		<u>X</u> 2345 NEVELL PROVO	33										2																													
5		<u>X</u> 2345 CHASE VASSELL	300										333																													
10		12345 KHEEZER CHAUDRY																																								
12		<u>X</u> 2345 SPENCER THOMAS MUSTAFA PRINCE																																								
13		12345 DANIEL WRIGHT.																																								
20		12345 OMAR MOURAD																																								
21		12345 SPENCER THOMAS																																								
23		12345 GARRISON GRIFFITHS																																								
24		<u>X</u> 2345 YANNICK HANNIBAL JORDAN McGRANAHAN																																								
25 T		<u>X</u> 2345 YANNICK HANNIBAL																																								
44		12345 DARNELLE PEDDIE																																								
45		12345 KRISTOS VAGENAS.																																								
TIME-OUTS FULL / 20 SEC. <u>X</u> 23 <u>X</u> 2			TOTALS																				66		FINAL																	

Home VISITORS: SALTFLEET.			TEAM FOULS										TEAM FOULS										Running Score																			
			FIRST HALF					SECOND HALF					FIRST HALF					SECOND HALF																								
			1	2	3	4	5	6	7	8	9	10	1	2	3	4	5	6	7	8	9	10																				
NO.	POS.	Pers. Fouls	1	2	3	4	5	6	7	8	9	10	1	2	3	4	5	6	7	8	9	10	1	2	3	4	5	6	7	8	9	10	1	2	3	4	5	6	7	8	9	10
2		12345 TERRY HILL																																								
3		<u>X</u> 2345 JAHMAL BURKE																																								
7		12345 KELVIN VAN.																																								
9		<u>X</u> 2345 DARNELL CURTIN																																								
10		12345 NIGEL McQUE																																								
11		<u>X</u> 2345 SAMAD KHAN																																								
12		12345 BRETT PUTZIG	3																																							
13		12345 NICOLA DJOGO																																								
15		12345 BENNETT KERLEW.																																								
20		<u>X</u> 2345 WOODS BROWN	2																																							
24		12345 DARDAN BERISHA																																								
33 T		<u>X</u> 2345 NICK PETT.	22																																							
35		<u>X</u> 2345 CAM McVEETY	3																																							
6		<u>X</u> 2345 KINGSLEY OLSEN.	2																																							
		12345																																								
		12345																																								
TIME-OUTS FULL / 20 SEC. <u>X</u> 23 <u>X</u> 7			TOTALS																				65		FINAL																	

KEN ORMEROD

Date: _____



Time: _____

Game: _____

MEMORIAL TIP-OFF

SILVER FOX CHAMPIONSHIP



Date: 1-31-15

Time: 7:30pm

Game: 38



Date: _____

Time: _____

Game: _____

VISITOR (blue)			TEAM FOULS					TEAM FOULS					Running Score												
HOME: D'Youville			1	2	3	4	5	6	7	8	9	10	1	2	3	4	5	6	7	8	9	10	1	2	3
			FIRST HALF					SECOND HALF																	
NO.	POS.	Pers. Fouls	First Quarter		Second Quarter			Third Quarter		Fourth Quarter															
10	✓	1 2 3 4 5 KESHON MONTAGUE	3	3	0	2	0	2			16											36	71		
11	✓	1 2 3 4 5 EMMANUEL NKITIEH			0	2					4												37	72	
15		1 2 3 4 5 LUIS PUENTE			2						2												38	73	
22	✓	1 2 3 4 5 DAMIANN PREHAY	2		2			2	2	2	2	0	0	15									39	74	
23	✓	1 2 3 4 5 DESMOND KWABIAH	0					0	0	2			6										40	75	
35		1 2 3 4 5 JORDON LYONS			2	0		3		2	7												41	76	
45	✓	1 2 3 4 5 OVIE EYAMARO	2							2	4												42	77	
		1 2 3 4 5																					43	78	
		1 2 3 4 5																					44	79	
		1 2 3 4 5																					45	80	
		1 2 3 4 5																					46	81	
		1 2 3 4 5																					47	82	
		1 2 3 4 5																					48	83	
		1 2 3 4 5																					49	84	
		1 2 3 4 5																					50	85	
		1 2 3 4 5																					51	86	
		1 2 3 4 5																					52	87	
		1 2 3 4 5																					53	88	
		1 2 3 4 5																					54	89	
		1 2 3 4 5																					55	90	
		1 2 3 4 5																					56	91	
		1 2 3 4 5																					57	92	
		1 2 3 4 5																					58	93	
		1 2 3 4 5																					59	94	
		1 2 3 4 5																					60	95	
		1 2 3 4 5																					61	96	
		1 2 3 4 5																					62	97	
		1 2 3 4 5																					63	98	
		1 2 3 4 5																					64	99	
		1 2 3 4 5																					65	100	
		1 2 3 4 5																					66	101	
		1 2 3 4 5																					67	102	
		1 2 3 4 5																					68	103	
		1 2 3 4 5																					69	104	
		1 2 3 4 5																					70	105	
TIME-OUTS FULL / 20 SEC. 6:30 2			TOTALS (15) 32					TOTALS (50) 56					FINAL												

HOME (white)			TEAM FOULS					TEAM FOULS					Running Score												
VISITORS: ST MARY'S			1	2	3	4	5	6	7	8	9	10	1	2	3	4	5	6	7	8	9	10	1	2	3
			FIRST HALF					SECOND HALF																	
NO.	POS.	Pers. Fouls	First Quarter		Second Quarter			Third Quarter		Fourth Quarter															
5		1 2 3 4 5 HEANOK ABARA																					36	71	
11		1 2 3 4 5 THIJEN SIMON																					37	72	
12	✓	1 2 3 4 5 NATHAN RILEY	0		0					2	5												38	73	
13		1 2 3 4 5 EDDIE OMARI																					39	74	
15	✓	1 2 3 4 5 TESLOTH SIMON	2					0	0		6												40	75	
20		1 2 3 4 5 DAVID NGUYEN																					41	76	
21	✓	1 2 3 4 5 TYRICK THOMPSON						3	2	2	7												42	77	
22	✓	1 2 3 4 5 JERMAINE LYLE	2		2						4												43	78	
31	✓	1 2 3 4 5 JAMARI STEPHENSON	2	0						2	2	9											44	79	
32		1 2 3 4 5 BARNABA NIEL						2		2	4												45	80	
33		1 2 3 4 5 ROCKY NGUYEN																					46	81	
35		1 2 3 4 5 MINAS ABARA			3					2	5												47	82	
31		1 2 3 4 5 ADHAM ELEEDA			2	3	2	3		3	3	18											48	83	
		1 2 3 4 5																					49	84	
		1 2 3 4 5																					50	85	
		1 2 3 4 5																					51	86	
		1 2 3 4 5																					52	87	
		1 2 3 4 5																					53	88	
		1 2 3 4 5																					54	89	
		1 2 3 4 5																					55	90	
		1 2 3 4 5																					56	91	
		1 2 3 4 5																					57	92	
		1 2 3 4 5																					58	93	
		1 2 3 4 5																					59	94	
		1 2 3 4 5																					60	95	
		1 2 3 4 5																					61	96	
		1 2 3 4 5																					62	97	
		1 2 3 4 5																					63	98	
		1 2 3 4 5																					64	99	
		1 2 3 4 5																					65	100	
		1 2 3 4 5																					66	101	
		1 2 3 4 5																					67	102	
		1 2 3 4 5																					68	103	
		1 2 3 4 5																					69	104	
		1 2 3 4 5																					70	105	
TIME-OUTS FULL / 20 SEC. 1:30 6			TOTALS (10) 24					TOTALS (38) 56					FINAL												