

KEN ORMEROD

Date: _____



Date: 2-9-18

The Bob Wilmet OFFICIALS MEMORIAL

Date: _____



Time: _____

Time: 2pm



Time: _____

Game: _____

Game: 4

Game: _____

MEMORIAL TIP-OFF

HOME: S. A. M. grey		TEAM FOULS					TEAM FOULS					Running Score	
		1	2	3	4	5	6	7	8	9	10		
		FIRST HALF					SECOND HALF						
NO.	Pers. Fouls	First Quarter		Second Quarter			Third Quarter		Fourth Quarter			1	2
1	1 2 3 4 5 RAHMIR ROWLEY	2		2	2	2	3	11	36	71			
3	1 2 3 4 5 NATHAN HARE			3	1	2			37	72			
4	1 2 3 4 5 BARON BAYNE			3	3				38	73			
6	1 2 3 4 5 SCOTT JENKINS	2 2 3 3					3	14	39	74			
8	1 2 3 4 5 QUINCY VAUGHN	2 2					2		40	75			
10	1 2 3 4 5 DEONTE MCCARTHY								41	76			
5	1 2 3 4 5 OMEECHI WILLIAMS	2		2	2	3	1	13	42	77			
33	1 2 3 4 5 QUAYVON FERRON	2		2			2		43	78			
24	1 2 3 4 5 DARRELL BEDMINSTER								44	79			
32	1 2 3 4 5 KRIS MACLEAN								45	80			
33	1 2 3 4 5 MALIK BOWIT								46	81			
35	1 2 3 4 5 DEVON STEELE			2					47	82			
	1 2 3 4 5								48	83			
	1 2 3 4 5								49	84			
	1 2 3 4 5								50	85			
	1 2 3 4 5								51	86			
	1 2 3 4 5								52	87			
	1 2 3 4 5								53	88			
	1 2 3 4 5								54	89			
	1 2 3 4 5								55	90			
	1 2 3 4 5								56	91			
	1 2 3 4 5								57	92			
	1 2 3 4 5								58	93			
	1 2 3 4 5								59	94			
	1 2 3 4 5								60	95			
	1 2 3 4 5								61	96			
	1 2 3 4 5								62	97			
	1 2 3 4 5								63	98			
	1 2 3 4 5								64	99			
	1 2 3 4 5								65	100			
	1 2 3 4 5								66	101			
	1 2 3 4 5								67	102			
	1 2 3 4 5								68	103			
	1 2 3 4 5								69	104			
	1 2 3 4 5								70	105			
TIME-OUTS FULL / 20 SEC. 1 2 / 1 2		TOTALS					FINAL						

VISITORS: longfields purple		TEAM FOULS					TEAM FOULS					Running Score	
		1	2	3	4	5	6	7	8	9	10		
		FIRST HALF					SECOND HALF						
NO.	Pers. Fouls	First Quarter		Second Quarter			Third Quarter		Fourth Quarter			1	2
13	1 2 3 4 5 ZAK BOWLES						2				36	71	
14	1 2 3 4 5 JILES BARENG	3									37	72	
15	1 2 3 4 5 SHAHRAM AHMAD										38	73	
22	1 2 3 4 5 JOVIN BAINS			2							39	74	
24	1 2 3 4 5 JOSH BROWN										40	75	
25	1 2 3 4 5 KRISHNA MATHIYAPARANAM										41	76	
31	1 2 3 4 5 EYAD EL BEHESEY	2 2					2	15	2 2 2 2		42	77	
34	1 2 3 4 5 KOLLIE SORIBA	2 3		2			3		3	17	43	78	
40	1 2 3 4 5 MANMEEK DHALIWAL										44	79	
41	1 2 3 4 5 HAVEN HOLDER										45	80	
44	1 2 3 4 5 JASON SU	2									46	81	
45	1 2 3 4 5 CAM ELLIOT						1		3 2		47	82	
51	1 2 3 4 5 JORDAN SANTOS										48	83	
	1 2 3 4 5										49	84	
	1 2 3 4 5										50	85	
	1 2 3 4 5										51	86	
	1 2 3 4 5										52	87	
	1 2 3 4 5										53	88	
	1 2 3 4 5										54	89	
	1 2 3 4 5										55	90	
	1 2 3 4 5										56	91	
	1 2 3 4 5										57	92	
	1 2 3 4 5										58	93	
	1 2 3 4 5										59	94	
	1 2 3 4 5										60	95	
	1 2 3 4 5										61	96	
	1 2 3 4 5										62	97	
	1 2 3 4 5										63	98	
	1 2 3 4 5										64	99	
	1 2 3 4 5										65	100	
	1 2 3 4 5										66	101	
	1 2 3 4 5										67	102	
	1 2 3 4 5										68	103	
	1 2 3 4 5										69	104	
	1 2 3 4 5										70	105	
TIME-OUTS FULL / 20 SEC. 1 2 / 1 2		TOTALS					FINAL						

KEN ORMEROD

Date: _____

TEACHER'S LIFE

Date: 2-9-18

The Bob Wilmot OFFICIALS MEMORIAL

Date: _____



Time: _____



Time: 9:30 AM



Game: _____

Game: 5

Game: _____

HOME: SALT FLEET (gold)

TEAM FOULS

TEAM FOULS

1 2 3 4 5 6 7 8 9 10

1 2 3 4 5 6 7 8 9 10

Running Score

Table with columns for NO., Pers. Fouls, Foul counts (1-5), Player Name, and Running Score (1-35). Includes player names like Andrew Bartlett, Stevan Lagah, James Agyapong, etc.

TIME-OUTS

FULL / 20 SEC.

TOTALS

65

FINAL

OT ARROW: B B B B B B B B B B

VISITORS: CORPUS CHRISTI (black)

TEAM FOULS

TEAM FOULS

1 2 3 4 5 6 7 8 9 10

1 2 3 4 5 6 7 8 9 10

Running Score

Table with columns for NO., Pers. Fouls, Foul counts (1-5), Player Name, and Running Score (1-35). Includes player names like Tim Mununga, Tuxton Lama, Sam Pingle, etc.

TIME-OUTS

FULL / 20 SEC.

TOTALS

63

FINAL

ROUTING: WHITE: LEAGUE CONVENOR CANARY: HOME TEAM PINK: VISITING TEAM

KEN ORMEROD

Date: _____



Date: 2-9-18

The Bob Wilmot OFFICIALS MEMORIAL

Date: _____



Time: _____

Time: 11AM



Time: _____

MEMORIAL TIP-OFF

Game: _____

Game: 6

Game: _____

HOME: EASTWOOD (white)		TEAM FOULS				TEAM FOULS				Running Score	
		FIRST HALF				SECOND HALF					
		1	2	3	4	5	6	7	8		
NO.	Pers. Fouls	First Quarter	Second Quarter	Third Quarter	Fourth Quarter	1	2	3	4	5	6
1	1 2 3 4 5 TREV LEWIS		2	2	2 2 2	2	3	4	5	6	7
2	1 2 3 4 5 JULIAN ADIGUN	2	2 2			8	9	10	11	12	13
5	1 2 3 4 5 LAYEE JABATEH					14	15	16	17	18	19
10	1 2 3 4 5 TYREAK FARQUHARSON	3 2	2		3 3	20	21	22	23	24	25
11	1 2 3 4 5 NANAYO NNADI	3 2 2 3	2 2	2	3 2 5	26	27	28	29	30	31
12	1 2 3 4 5 ABDEI HAMAD	2 2	2		2 0 0	32	33	34	35	36	37
13	1 2 3 4 5 TUCKER SUTTON					38	39	40	41	42	43
14	1 2 3 4 5 NICK KUSLIJIC	20	20	7	20	44	45	46	47	48	49
15	1 2 3 4 5 ABDULAZEEZ JASIM					50	51	52	53	54	55
33	1 2 3 4 5 MUKTAR MOHAMED				3	56	57	58	59	60	61
34	1 2 3 4 5 DAWIT SIMON					62	63	64	65	66	67
45	1 2 3 4 5 WARREN EDWARDS					68	69	70	71	72	73
	1 2 3 4 5					74	75	76	77	78	79
	1 2 3 4 5					80	81	82	83	84	85
	1 2 3 4 5 MC Steve MARTIN					86	87	88	89	90	91
	1 2 3 4 5 AC Tolly HENDERSON					92	93	94	95	96	97
	1 2 3 4 5 AC Mike REINHART					98	99	100	101	102	103
	TOTALS				73	104	105	106	107	108	109
	TIME-OUTS FULL / 20 SEC.					110	111	112	113	114	115
	3 4 5 OT					116	117	118	119	120	121
	ARROW: B W B W B W B W					122	123	124	125	126	127
						128	129	130	131	132	133
						134	135	136	137	138	139
						140	141	142	143	144	145
						146	147	148	149	150	151
						152	153	154	155	156	157
						158	159	160	161	162	163
						164	165	166	167	168	169
						170	171	172	173	174	175
						176	177	178	179	180	181
						182	183	184	185	186	187
						188	189	190	191	192	193
						194	195	196	197	198	199
						200	201	202	203	204	205
						206	207	208	209	210	211
						212	213	214	215	216	217
						218	219	220	221	222	223
						224	225	226	227	228	229
						230	231	232	233	234	235
						236	237	238	239	240	241
						242	243	244	245	246	247
						248	249	250	251	252	253
						254	255	256	257	258	259
						260	261	262	263	264	265
						266	267	268	269	270	271
						272	273	274	275	276	277
						278	279	280	281	282	283
						284	285	286	287	288	289
						290	291	292	293	294	295
						296	297	298	299	300	301
						302	303	304	305	306	307
						308	309	310	311	312	313
						314	315	316	317	318	319
						320	321	322	323	324	325
						326	327	328	329	330	331
						332	333	334	335	336	337
						338	339	340	341	342	343
						344	345	346	347	348	349
						350	351	352	353	354	355
						356	357	358	359	360	361
						362	363	364	365	366	367
						368	369	370	371	372	373
						374	375	376	377	378	379
						380	381	382	383	384	385
						386	387	388	389	390	391
						392	393	394	395	396	397
						398	399	400	401	402	403
						404	405	406	407	408	409
						410	411	412	413	414	415
						416	417	418	419	420	421
						422	423	424	425	426	427
						428	429	430	431	432	433
						434	435	436	437	438	439
						440	441	442	443	444	445
						446	447	448	449	450	451
						452	453	454	455	456	457
						458	459	460	461	462	463
						464	465	466	467	468	469
						470	471	472	473	474	475
						476	477	478	479	480	481
						482	483	484	485	486	487
						488	489	490	491	492	493
						494	495	496	497	498	499
						500	501	502	503	504	505

VISITORS: TIMMONS (blue)		TEAM FOULS				TEAM FOULS				Running Score	
		FIRST HALF				SECOND HALF					
		1	2	3	4	5	6	7	8		
NO.	Pers. Fouls	First Quarter	Second Quarter	Third Quarter	Fourth Quarter	1	2	3	4	5	6
00	1 2 3 4 5 KEVIN LEBLOND				3 0 0	7	8	9	10	11	12
3	1 2 3 4 5 BRAYDON BERGERON			2 0 0		13	14	15	16	17	18
5	1 2 3 4 5 JAY CHENIER					19	20	21	22	23	24
10	1 2 3 4 5 JACK HAGERTY		2			25	26	27	28	29	30
11	1 2 3 4 5 ETHAN MIRON				0 0	31	32	33	34	35	36
13	1 2 3 4 5 TYLER ROY	11	9	3	3 2 3	37	38	39	40	41	42
20	1 2 3 4 5 CAM RACINE					43	44	45	46	47	48
22	1 2 3 4 5 BRAEDON CHALDWELL		2			49	50	51	52	53	54
45	1 2 3 4 5 BRAYDON INISHINAPAY					55	56	57	58	59	60
55	1 2 3 4 5 LACHAPELLE CHRISTOPHER	2 3 2	2 0 0	2 2 0	2 0 2 0	61	62	63	64	65	66
	1 2 3 4 5					67	68	69	70	71	72
	1 2 3 4 5					73	74	75	76	77	78
	1 2 3 4 5					79	80	81	82	83	84
	1 2 3 4 5					85	86	87	88	89	90
	1 2 3 4 5 MC Peter GRAHAM					91	92	93	94	95	96
	1 2 3 4 5 AC Brandon LATOURELLE					97	98	99	100	101	102
	TOTALS				51	103	104	105	106	107	108
	TIME-OUTS FULL / 20 SEC.					109	110	111	112	113	114
	1 2 3 4 5 OT					115	116	117	118	119	120
	ARROW: B W B W B W B W					121	122	123	124	125	126
						127	128	129	130	131	132
						133	134	135	136	137	138
						139	140	141	142	143	144
						145	146	147	148	149	150
						151	152	153	154	155	156
						157	158	159	160	161	162
						163	164	165	166	167	168
						169	170	171	172	173	174
						175	176	177	178	179	180
						181	182	183	184	185	186
						187	188	189	190	191	192
						193	194	195	196	197	198
						199	200	201	202	203	204
						205	206	207	208	209	210
						211	212	213	214	215	216
						217	218	219	220	221	222
						223	224	225	226	227	228
						229	230	231	232	233	234
						235	236	237	238	239	240
						241	242	243	244	245	246
						247	248	249	250	251	252
						253	254	255	256	257	258
						259	260	261	262	263	264
						265	266	267	268	269	270
						271	272	273	274	275	276
						277	278	279	280	281	282
						283	284				

HOME: WESTVIEW CT (white)		TEAM FOULS				TEAM FOULS				Running Score					
		1	2	3	4	5	6	7	8	9	10	1	2	3	
		FIRST HALF				SECOND HALF									
NO.	Pers. Fouls	First Quarter	Second Quarter	Third Quarter	Fourth Quarter	1	2	3	4	5	6	7	8	9	10
34	JESSE ApPIAGYEI														
13	Noel BAILEY		2												
15	JAGUAN BAKER														
	MORRICE CROOKS														
11	KESHAWN FISHER		2			2				2					
3	SEPHIAN CAIRNS														
23	JAMAL FULLER	13	18	22	19	22				22					
	MICHAEL POWLEY														
32	MARCO LAYNE	3				3				22			2		
4	TYRESE McCARTY														
5	LIVION McWHINNEY	2	3							20	2				
1	HUSAM SHALLO	22	323			00				00		18			
2	CHRISTIAN TABIRI	22				22				00	2	00	18		
24	CLEMENT YEBOAH														
	ac Dargie Rajeswaran														
	AC David Forrester														
TIME-OUTS FULL / 20 SEC.		TOTALS				78				FINAL					

VISITORS: BISHOP TOMMOS (black)		TEAM FOULS				TEAM FOULS				Running Score					
		1	2	3	4	5	6	7	8	9	10	1	2	3	
		FIRST HALF				SECOND HALF									
NO.	Pers. Fouls	First Quarter	Second Quarter	Third Quarter	Fourth Quarter	1	2	3	4	5	6	7	8	9	10
3	JACK KYPRIANOU	22				00	2								
10	CHRISTIAN CRASIAN									2					
11	ADRIEN GIARDINO														
12	MIKE FRISINA	3	2			2									
13	MIKE BROVAC														
15	BRANDON BERNARDO	17	21	18	15	3									
20	TRISTAN OSIKA														
22	PAT WIGGINS														
23	GEORGE PASHKIA														
24	NICK PASSARETTI	200	22	200	22	200				22					
32	LIAM CRAVEN	22	333	33		33				3			28		
33	SAM IDOWU														
34	JADEN DOWLING														
	AC Steve MAGA														
	AC Luc DIDOMEDE														
TIME-OUTS FULL / 20 SEC.		TOTALS				71				FINAL					

HOME: IROQUOIS RIDGE		TEAM FOULS										TEAM FOULS										Running Score		
		FIRST HALF					SECOND HALF					FIRST HALF					SECOND HALF							
		1	2	3	4	5	6	7	8	9	10	1	2	3	4	5	6	7	8	9	10			
NO.	Pers. Fouls	First Quarter		Second Quarter		Third Quarter		Fourth Quarter		1		2		3		4		5						
* 1	1 2 3 4 5 BISHOP QUAYE																				1	36	71	
2	1 2 3 4 5 RAFAY NADEEM																				2	37	72	
* 4	1 2 3 4 5 SEIF SERAGELDIN	22				2															3	38	73	
5	1 2 3 4 5 JOSHUA CHENG																				4	39	74	
10	1 2 3 4 5 GOBIND KANDOLA																				5	40	75	
* 11	1 2 3 4 5 LUKA MIRCETIC	222																			6	41	76	
12	1 2 3 4 5 JUSTIN ZEKORN																				7	42	77	
14	1 2 3 4 5 TYLER HARTMAN																				8	43	78	
15	1 2 3 4 5 SHANE STRUGAR																				9	44	79	
20	1 2 3 4 5 ALEX GREEN																				10	45	80	
21	1 2 3 4 5 HAMZAH ALFANOUS																				11	46	81	
* 23	1 2 3 4 5 DAN JURKOVIC					2															12	47	82	
* 24	1 2 3 4 5 HUSSEIN GOHAR																				13	48	83	
25	1 2 3 4 5 STEFAN MONCLOVIC ¹⁴					2															14	49	84	
	1 2 3 4 5																				15	50	85	
	1 2 3 4 5																				16	51	86	
	1 2 3 4 5																				17	52	87	
	1 2 3 4 5																				18	53	88	
	1 2 3 4 5																				19	54	89	
	1 2 3 4 5																				20	55	90	
	1 2 3 4 5																				21	56	91	
	1 2 3 4 5																				22	57	92	
	1 2 3 4 5																				23	58	93	
	1 2 3 4 5																				24	59	94	
	1 2 3 4 5																				25	60	95	
	1 2 3 4 5																				26	61	96	
	1 2 3 4 5																				27	62	97	
	1 2 3 4 5																				28	63	98	
	1 2 3 4 5																				29	64	99	
	1 2 3 4 5																				30	65	100	
	1 2 3 4 5																				31	66	101	
	1 2 3 4 5																				32	67	102	
	1 2 3 4 5																				33	68	103	
	1 2 3 4 5																				34	69	104	
	1 2 3 4 5																				35	70	105	
	TIME-OUTS FULL / 20 SEC.																				FINAL			
	TOTALS																							

VISITORS: NOTRE DAME		TEAM FOULS										TEAM FOULS										Running Score		
		FIRST HALF					SECOND HALF					FIRST HALF					SECOND HALF							
		1	2	3	4	5	6	7	8	9	10	1	2	3	4	5	6	7	8	9	10			
NO.	Pers. Fouls	First Quarter		Second Quarter		Third Quarter		Fourth Quarter		1		2		3		4		5						
* 00	1 2 3 4 5 CORY GARDENER																				1	36	71	
9	1 2 3 4 5 R.J. HOOD																				2	37	72	
6	1 2 3 4 5 KHALEED AFRIYIE																				3	38	73	
* 8	1 2 3 4 5 LEAR WATSON	20000				2															4	39	74	
10	1 2 3 4 5 CHEICK MALE																				5	40	75	
21	1 2 3 4 5 JAYDEN WILLOCK	2																			6	41	76	
15	1 2 3 4 5 KASHAWN BROWN																				7	42	77	
45	1 2 3 4 5 MATTHEW DADD																				8	43	78	
* 23	1 2 3 4 5 NICK WILLIAMS																				9	44	79	
* 24	1 2 3 4 5 RAHEEN ALI																				10	45	80	
26	1 2 3 4 5 KWESI WILLIAMS																				11	46	81	
32	1 2 3 4 5 MATTHEW LYNCH																				12	47	82	
	1 2 3 4 5 JOEY KHROUD																				13	48	83	
	1 2 3 4 5																				14	49	84	
	1 2 3 4 5																				15	50	85	
	1 2 3 4 5																				16	51	86	
	1 2 3 4 5																				17	52	87	
	1 2 3 4 5																				18	53	88	
	1 2 3 4 5																				19	54	89	
	1 2 3 4 5																				20	55	90	
	1 2 3 4 5																				21	56	91	
	1 2 3 4 5																				22	57	92	
	1 2 3 4 5																				23	58	93	
	1 2 3 4 5																				24	59	94	
	1 2 3 4 5																				25	60	95	
	1 2 3 4 5																				26	61	96	
	1 2 3 4 5																				27	62	97	
	1 2 3 4 5																				28	63	98	
	1 2 3 4 5																				29	64	99	
	1 2 3 4 5																				30	65	100	
	1 2 3 4 5																				31	66	101	
	1 2 3 4 5																				32	67	102	
	1 2 3 4 5																				33	68	103	
	1 2 3 4 5																				34	69	104	
	1 2 3 4 5																				35	70	105	
	TIME-OUTS FULL / 20 SEC.																				FINAL			
	TOTALS																							

QUARTER FINAL

KEN ORMEROD Date: _____



Date: 2-9-18

The Bob Wilmet OFFICIALS MEMORIAL

Date: _____



Time: _____

Time: 5pm



Time: _____

Game: _____

Game: 10

Game: _____

MEMORIAL TIP-OFF

HOME: <u>ST FRANCIS</u>		TEAM FOULS					TEAM FOULS					Running Score	
		FIRST HALF					SECOND HALF						
		1	2	3	4	5	1	2	3	4	5		
NO.	Pers. Fouls	1	2	3	4	5	1	2	3	4	5	1	2
1	<u>ARES GUERRA</u>					2 2 0 1	2 2					2	71
2	<u>JAMAL MOHAMMED</u>											3	72
3	<u>JUSTIN TRINH</u>											4	73
4	<u>FRANCESCO BARBIERA</u>											5	74
5	<u>NATHANIEL BROWN</u>	3 2				3 2 2 2	2				0 0 0 0	6	75
11	<u>TYRELL VICKERS</u>	2 2				2	2				2 0 0 2	7	76
12	<u>JONAS MARQUEZ</u>											8	77
14	<u>YULE YEMANI</u>											9	78
15	<u>RAHEEM DENNIS</u>	2 0 0 2				2	2	19			2 0 0 2 2 2	10	79
21	<u>MARC VICIOSO</u>						2 2 2					11	80
22	<u>JUSTUS SALMON</u>											12	81
23	<u>NATHAN CHARLES</u>	0 3									2	13	82
25	<u>IDA OLAYE</u>											14	83
30	<u>OLAITAN JYANDE</u>											15	84
32	<u>MICAH ROSE MIGHTY</u>											16	85
35	<u>SHAMAR FRANCIS</u>											17	86
TIME-OUTS <u>DOWN</u>		TOTALS					TOTALS					18	87
FULL / 20 SEC.												19	88
<u>X 2 3 1 2</u>												20	89
												21	90
												22	91
												23	92
												24	93
												25	94
												26	95
												27	96
												28	97
												29	98
												30	99
												31	100
												32	101
												33	102
												34	103
												35	104
												36	105
												FINAL	

VISITORS: <u>BREBELF</u>		TEAM FOULS					TEAM FOULS					Running Score	
		FIRST HALF					SECOND HALF						
		1	2	3	4	5	1	2	3	4	5		
NO.	Pers. Fouls	1	2	3	4	5	1	2	3	4	5	1	2
2	<u>JACOB MIRALDO</u>	0 0 2				3 2 0						2	71
3	<u>ROSS TALABIS</u>	2										3	72
5	<u>CALE CALURA</u>	2 2 2 2				2					2 2 2 0 0	4	73
10	<u>GIANLORA PONTILLO</u>											5	74
11	<u>TERRANCE LENNOX</u>	2 2 2 2				0 0 2 2	0 0 2 2				2 0 0 3 2	6	75
12	<u>JACOB ABIOLA</u>											7	76
13	<u>MARK FERNANDEZ</u>											8	77
21	<u>STEVEN LAMAY</u>											9	78
23	<u>SAFIN ALE</u>											10	79
25	<u>DANIEL GRAHAM</u>					3	2 0 0				2 0 7 2 2	11	80
32	<u>TAVIAN HART</u>											12	81
43	<u>CONNOR ALLEN</u>											13	82
50	<u>TY TOOLE</u>											14	83
55	<u>ISAAC GRAHAM</u>											15	84
												16	85
												17	86
												18	87
												19	88
												20	89
												21	90
												22	91
												23	92
												24	93
												25	94
												26	95
												27	96
												28	97
												29	98
												30	99
												31	100
												32	101
												33	102
												34	103
												35	104
												36	105
												FINAL	

Quarter-Final

KEN ORMEROD

Date:



Date: 2-9-18

The Bob Wilmot OFFICIALS MEMORIAL

Date:



Time:

Time: 8pm



Time:

Game:

Game: 12

Game:

HOME: Brantford North Park		TEAM FOULS					TEAM FOULS					Running Score												
		1	2	3	4	5	6	7	8	9	10	1	2	3	4	5	6	7	8	9	10	1	2	3
		FIRST HALF					SECOND HALF																	
NO.	Pers. Fouls	First Quarter	Second Quarter	Third Quarter	Fourth Quarter																			
0	1 2 3 4 5 Judah Stewart ✓	3	2	2	0 0							1	36	71										
3	1 2 3 4 5 Jacob Meleka	2										2	37	72										
4	1 2 3 4 5 Jackson Kingshott ✓	3	0 0		3							3	38	73										
5	1 2 3 4 5 Danny Bissett											4	39	74										
6	1 2 3 4 5 Liam Blackmore											5	40	75										
7	1 2 3 4 5 Ethan Andrew ✓	2 2	2 2 0 0	3 3	2							6	41	76										
8	1 2 3 4 5 Graeme Wilson ✓	2 3 3 3	3		3							7	42	77										
9	1 2 3 4 5 Noah Andrew											8	43	78										
10	1 2 3 4 5 Shakieb Aden											9	44	79										
11	1 2 3 4 5 Hayden Charlebois ✓											10	45	80										
12	1 2 3 4 5 Jacob Kocsis											11	46	81										
14	1 2 3 4 5 Brayden Tiller											12	47	82										
15	1 2 3 4 5 Cal Hager											13	48	83										
	1 2 3 4 5											14	49	84										
	1 2 3 4 5											15	50	85										
	1 2 3 4 5											16	51	86										
	1 2 3 4 5											17	52	87										
	1 2 3 4 5											18	53	88										
	1 2 3 4 5											19	54	89										
	1 2 3 4 5											20	55	90										
	1 2 3 4 5											21	56	91										
	1 2 3 4 5											22	57	92										
	1 2 3 4 5											23	58	93										
	1 2 3 4 5											24	59	94										
	1 2 3 4 5											25	60	95										
	1 2 3 4 5											26	61	96										
	1 2 3 4 5											27	62	97										
	1 2 3 4 5											28	63	98										
	1 2 3 4 5											29	64	99										
	1 2 3 4 5											30	65	100										
	1 2 3 4 5											31	66	101										
	1 2 3 4 5											32	67	102										
	1 2 3 4 5											33	68	103										
	1 2 3 4 5											34	69	104										
	1 2 3 4 5											35	70	105										
TIME-OUTS FULL / 20 SEC.		TOTALS					FINAL																	

VISITORS:		TEAM FOULS					TEAM FOULS					Running Score												
		1	2	3	4	5	6	7	8	9	10	1	2	3	4	5	6	7	8	9	10	1	2	3
		FIRST HALF					SECOND HALF																	
NO.	Pers. Fouls	First Quarter	Second Quarter	Third Quarter	Fourth Quarter																			
	Mac Nab											1	36	71										
1	1 2 3 4 5 Rahmir Rowley	2 0 0										2	37	72										
3	1 2 3 4 5 Nathan Hare											3	38	73										
4	1 2 3 4 5 Baron Bayne 9		2		0 0							4	39	74										
6	1 2 3 4 5 Scott Jenkins	3 3 2	2	2 3	3 0 0 2 (22)							5	40	75										
8	1 2 3 4 5 Quincy Vaughn	2 0			2							6	41	76										
10	1 2 3 4 5 Deonte McCarthy											7	42	77										
5	1 2 3 4 5 Omeechi Williams	2 3		2 0 0	3							8	43	78										
33	1 2 3 4 5 Quayvon Ferron		2	2								9	44	79										
24	1 2 3 4 5 Darrell Bedminster											10	45	80										
32	1 2 3 4 5 Kris MacLean											11	46	81										
20	1 2 3 4 5 Malik Boulton											12	47	82										
35	1 2 3 4 5 Devon Steele		2 2 0 0 0									13	48	83										
	1 2 3 4 5											14	49	84										
	1 2 3 4 5											15	50	85										
	1 2 3 4 5											16	51	86										
	1 2 3 4 5											17	52	87										
	1 2 3 4 5											18	53	88										
	1 2 3 4 5											19	54	89										
	1 2 3 4 5											20	55	90										
	1 2 3 4 5											21	56	91										
	1 2 3 4 5											22	57	92										
	1 2 3 4 5											23	58	93										
	1 2 3 4 5											24	59	94										
	1 2 3 4 5											25	60	95										
	1 2 3 4 5											26	61	96										
	1 2 3 4 5											27	62	97										
	1 2 3 4 5											28	63	98										
	1 2 3 4 5											29	64	99										
	1 2 3 4 5											30	65	100										
	1 2 3 4 5											31	66	101										
	1 2 3 4 5											32	67	102										
	1 2 3 4 5											33	68	103										
	1 2 3 4 5											34	69	104										
	1 2 3 4 5											35	70	105										
TIME-OUTS FULL / 20 SEC.		TOTALS					FINAL																	



MEMORIAL TIP-OFF

HOME: TIMMIJS HVS (white)		TEAM FOULS					TEAM FOULS					Running Score	
		1	2	3	4	5	1	2	3	4	5		
		FIRST HALF					SECOND HALF						
NO.	Pers. Fouls	First Quarter		Second Quarter		Third Quarter		Fourth Quarter		1	2		
		60	1 2 3 4 5			2		50					
3	1 2 3 4 5									37	72		
5	1 2 3 4 5	00								38	73		
10	1 2 3 4 5	20	3	00						39	74		
11	1 2 3 4 5									40	75		
13	1 2 3 4 5	32	2	3		2		3	15	41	76		
20	1 2 3 4 5									42	77		
22	1 2 3 4 5									43	78		
45	1 2 3 4 5									44	79		
55	1 2 3 4 5	00		00		00		2		45	80		
	1 2 3 4 5									46	81		
	1 2 3 4 5									47	82		
	1 2 3 4 5									48	83		
	1 2 3 4 5									49	84		
	1 2 3 4 5									50	85		
	1 2 3 4 5									51	86		
	1 2 3 4 5									52	87		
	1 2 3 4 5									53	88		
	1 2 3 4 5									54	89		
	1 2 3 4 5									55	90		
	1 2 3 4 5									56	91		
	1 2 3 4 5									57	92		
	1 2 3 4 5									58	93		
	1 2 3 4 5									59	94		
	1 2 3 4 5									60	95		
	1 2 3 4 5									61	96		
	1 2 3 4 5									62	97		
	1 2 3 4 5									63	98		
	1 2 3 4 5									64	99		
	1 2 3 4 5									65	100		
	1 2 3 4 5									66	101		
	1 2 3 4 5									67	102		
	1 2 3 4 5									68	103		
	1 2 3 4 5									69	104		
	1 2 3 4 5									70	105		
TIME-OUTS FULL / 20 SEC.		TOTALS						40		FINAL			

VISITORS: CORPUS CHRISTI (black)		TEAM FOULS					TEAM FOULS					Running Score	
		1	2	3	4	5	1	2	3	4	5		
		FIRST HALF					SECOND HALF						
NO.	Pers. Fouls	First Quarter		Second Quarter		Third Quarter		Fourth Quarter		1	2		
		1	1 2 3 4 5	3	3	3	2	2	2			2	22
2	1 2 3 4 5			2						37	72		
3	1 2 3 4 5	2		00						38	73		
4	1 2 3 4 5					3	2			39	74		
5	1 2 3 4 5	2				2	2	20		40	75		
10	1 2 3 4 5									41	76		
14	1 2 3 4 5									42	77		
20	1 2 3 4 5									43	78		
22	1 2 3 4 5									44	79		
23	1 2 3 4 5									45	80		
24	1 2 3 4 5	00	2	20	2	20	2	00	20	46	81		
	1 2 3 4 5									47	82		
	1 2 3 4 5									48	83		
	1 2 3 4 5									49	84		
	1 2 3 4 5									50	85		
	1 2 3 4 5									51	86		
	1 2 3 4 5									52	87		
	1 2 3 4 5									53	88		
	1 2 3 4 5									54	89		
	1 2 3 4 5									55	90		
	1 2 3 4 5									56	91		
	1 2 3 4 5									57	92		
	1 2 3 4 5									58	93		
	1 2 3 4 5									59	94		
	1 2 3 4 5									60	95		
	1 2 3 4 5									61	96		
	1 2 3 4 5									62	97		
	1 2 3 4 5									63	98		
	1 2 3 4 5									64	99		
	1 2 3 4 5									65	100		
	1 2 3 4 5									66	101		
	1 2 3 4 5									67	102		
	1 2 3 4 5									68	103		
	1 2 3 4 5									69	104		
	1 2 3 4 5									70	105		
TIME-OUTS FULL / 20 SEC.		TOTALS						63		FINAL			

QUARTER FINAL

KEN ORMEROD

Date: _____


 Date: 2-19-18

The Bob Wilmot OFFICIALS MEMORIAL

Date: _____



Time: _____

 Time: 5pm


Time: _____

MEMORIAL TIP-OFF

Game: _____

 Game: 14

Game: _____

HOME: <u>SALTFLEET (gold)</u>		TEAM FOULS					TEAM FOULS					Running Score			
		<u>X 2 3 4 5</u>					<u>0 2 3 4 5 6 7 8 9 10</u>								
		FIRST HALF					SECOND HALF								
NO.	Pers. Fouls	First Quarter	Second Quarter	Third Quarter	Fourth Quarter	1	2	3	4	5	6	7	8	9	10
<u>3</u>	<u>X 2 3 4 5</u> Andrew BARTLETT			<u>00</u>	<u>2</u>										
<u>6</u>	<u>1 2 3 4 5</u> Stevan LAGAN														
<u>9</u>	<u>0 2 3 4 5</u> James AGYAPONG	<u>2</u>	<u>2</u>												
<u>10</u>	<u>1 2 3 4 5</u> Karanvir MANWAL														
<u>11</u>	<u>X 2 3 4 5</u> Dan DISABATINO	<u>2</u>		<u>22</u>											
<u>12</u>	<u>1 2 3 4 5</u> Shihab BULUSHI														
<u>13</u>	<u>X 2 3 4 5</u> Moban BILAL			<u>20</u>	<u>23</u>										
<u>15</u>	<u>0 2 3 4 5</u> Malcolm DOUGLAS	<u>22</u>	<u>22</u>	<u>22</u>	<u>19</u>										
<u>20</u>	<u>X 2 3 4 5</u> Rickey MORRISON	<u>20</u>	<u>9</u>	<u>2</u>	<u>2</u>										
<u>23</u>	<u>1 2 3 4 5</u> Marko JOSIPOVIC	<u>22</u>		<u>2</u>	<u>00</u>										
<u>24</u>	<u>1 2 3 4 5</u> Brandon SINGH														
<u>44</u>	<u>1 2 3 4 5</u> Filip TRIFUNOVIC				<u>00</u>										
	<u>1 2 3 4 5</u>														
	<u>1 2 3 4 5</u>														
	<u>1 2 3 4 5</u> HC Matt McILHOFF														
	<u>1 2 3 4 5</u> AC Rob ONEILL														
TIME-OUTS FULL / 20 SEC.		TOTALS					69								
ARROW: <u>S B & B G B G B G B</u>							FINAL								

VISITORS: <u>EASTWOOD (black)</u>		TEAM FOULS					TEAM FOULS					Running Score			
		<u>X 2 3 4 5</u>					<u>0 2 3 4 5 6 7 8 9 10</u>								
		FIRST HALF					SECOND HALF								
NO.	Pers. Fouls	First Quarter	Second Quarter	Third Quarter	Fourth Quarter	1	2	3	4	5	6	7	8	9	10
<u>1</u>	<u>X 2 3 4 5</u> Trev LEWIS		<u>2</u>	<u>00</u>	<u>2</u>										
<u>2</u>	<u>0 2 3 4 5</u> Julian ADIGUN			<u>2</u>											
<u>5</u>	<u>0 2 3 4 5</u> Layee JABATEH		<u>00</u>	<u>20</u>	<u>20</u>										
<u>10</u>	<u>0 2 3 4 5</u> Tyreek FARQUHARSON	<u>2</u>	<u>23</u>	<u>3</u>											
<u>11</u>	<u>X 2 3 4 5</u> Kanayo NNADI	<u>20</u>	<u>33</u>	<u>20</u>	<u>3</u>										
<u>12</u>	<u>1 2 3 4 5</u> Abdel HAMAD	<u>32</u>		<u>22</u>	<u>32</u>										
<u>13</u>	<u>X 2 3 4 5</u> Tucker SUTTON	<u>33</u>	<u>2</u>	<u>20</u>	<u>23</u>										
<u>14</u>	<u>0 2 3 4 5</u> Nick KUSLIIC			<u>20</u>	<u>23</u>										
<u>15</u>	<u>1 2 3 4 5</u> Abdulazeez JASIM														
<u>33</u>	<u>1 2 3 4 5</u> Muktar MOHAMED														
<u>44</u>	<u>0 2 3 4 5</u> Dawit SIMON				<u>3</u>										
<u>45</u>	<u>1 2 3 4 5</u> Warren EDWARDS														
	<u>1 2 3 4 5</u>														
	<u>1 2 3 4 5</u>														
	<u>1 2 3 4 5</u> HC STEVE MARTIN														
	<u>1 2 3 4 5</u> AC TOLM HENDERSON														
	<u>1 2 3 4 5</u> AC MIKE REINHART														
TIME-OUTS FULL / 20 SEC.		TOTALS					91								
ARROW: <u>S B & B G B G B G B</u>							FINAL								

KEN ORMEROD

Date: _____



Date: 2-9-18

The Bob Wilnot OFFICIALS MEMORIAL

Date: _____



Time: _____

Time: 6:30pm



Time: _____

Game: _____

Game: 15

Game: _____

HOME: BISHOP TOWNOS (white)

TEAM FOULS

TEAM FOULS

1 2 3 4 5 6 7 8 9 10

1 2 3 4 5 6 7 8 9 10

FIRST HALF

SECOND HALF

Running Score

NO.	Pers. Fouls	FIRST HALF		SECOND HALF		Running Score		
		First Quarter	Second Quarter	Third Quarter	Fourth Quarter	1	2	3
3	1 0 3 4 5 Jack Kyprianou				3	36	37	38
10	1 2 3 4 5 Christian Crasiah			2 2		39	40	41
11	1 2 3 4 5 Adrien Giardino					42	43	44
12	0 0 3 4 5 Mike Frisina					45	46	47
13	1 2 3 4 5 Mike Brouac					48	49	50
15	1 2 3 4 5 Brandon Bernarde	2 0 2 2 3 0 0	0 0 2 0 0	3 2		51	52	53
20	1 2 3 4 5 Tristan Osika		2 0 3		0 0 2	54	55	56
22	1 2 3 4 5 Pat Wiggins	2 4	1 4	1 1	2 2	57	58	59
23	1 2 3 4 5 George Pashkia					60	61	62
24	1 0 0 4 5 Nick Passaretti	3 0 0 0 0 2	3 0 0		0 0 0 0 2 0 0 2 0	63	64	65
32	1 2 3 4 5 Liam Craven	3			3 2 3 0 0	66	67	68
33	1 2 3 4 5 Sam Idowu					69	70	71
34	1 2 3 4 5 Jaden Dawing							
	1 2 3 4 5							
	1 2 3 4 5							
	1 2 3 4 5 AC Luc Didomede							
TIME-OUTS FULL 20 SEC.		TOTALS		71		FINAL		
ARROW: W & W B W B W B W B W								

VISITORS: LONGFIELDS DAVIDSON (blue)

TEAM FOULS

TEAM FOULS

1 2 3 4 5 6 7 8 9 10

1 2 3 4 5 6 7 8 9 10

FIRST HALF

SECOND HALF

Running Score

NO.	Pers. Fouls	FIRST HALF		SECOND HALF		Running Score		
		First Quarter	Second Quarter	Third Quarter	Fourth Quarter	1	2	3
13	1 0 3 4 5 Zak Bowles	0 0 2 3		0 0	3	36	37	38
14	1 2 3 4 5 Jiles Bareng					39	40	41
15	1 2 3 4 5 Shahram Ahmad					42	43	44
22	1 2 3 4 5 Jovin Bains					45	46	47
24	1 2 3 4 5 Josh Brown	1 7	1 3	0 0	1 5	48	49	50
25	1 2 3 4 5 Krishna Mathiyaparanam					51	52	53
31	1 2 3 4 5 Eyad El Behesey	2 3				54	55	56
34	1 2 3 4 5 Kollie Soriba		0 0	0 0 3 2	3 2 2	57	58	59
40	0 2 3 4 5 Manmehk Dhaliwal					60	61	62
41	1 2 3 4 5 Haven Holder		2 2	2 2	2 2	63	64	65
44	1 2 3 4 5 Jason Su	2	0 0 2		2 2	66	67	68
45	1 2 3 4 5 Cameron Elliot	0 0 2	2 0 2	2	3	69	70	71
51	1 2 3 4 5 Jordan Santos							
	1 2 3 4 5							
	1 2 3 4 5 HC Doug Elliot							
	1 2 3 4 5 AC Sebastien Santos							
TIME-OUTS FULL 20 SEC.		TOTALS		60		FINAL		
ROUTING: WHITE: LEAGUE CONVENOR CANARY: HOME TEAM PINK: VISITING TEAM								

QUARTER FINAL

The Bob Wilnot OFFICIALS MEMORIAL

KEN ORMEROD



MEMORIAL TIP-OFF

Date: 2-9-18
Time: 8pm
Game: 16

Date: 2-9-18
Time: 8pm
Game: 16



Date:
Time:
Game:

Table for HOME: WESTVIEW (white) with columns for team fouls (1-10), first half, second half, and running score (1-35).

Table for VISITORS: GLENVIEW PARK (black) with columns for team fouls (1-10), first half, second half, and running score (1-35).

KEN ORMEROD

Date: _____

TEACHER'S LIFE

Date: 2-10-18

The Bob Wilmot OFFICIALS MEMORIAL

Date: _____



Time: _____



Time: 9 AM



Time: _____

MEMORIAL TIP-OFF

Game: _____

Game: 17

Game: _____

HOME: FRONTENAC grey		TEAM FOULS					TEAM FOULS					Running Score		
		1	2	3	4	5	1	2	3	4	5			
		FIRST HALF					SECOND HALF							
NO.	Pers. Fouls	First Quarter		Second Quarter			Third Quarter		Fourth Quarter			1	2	3
3	1 2 3 4 5 AYDAN KNIGHT											36	37	71
4	1 2 3 4 5 MAX FERGUSON											38	39	72
5	1 2 3 4 5 THOMAS FOX				2							40	41	73
6	1 2 3 4 5 JOSH UKWESA	3							2			42	43	74
7	1 2 3 4 5 KEVIN TOUSSAINT											44	45	75
8	1 2 3 4 5 CARLOS RAMIREZ								3			46	47	76
9	1 2 3 4 5 GRAEME CARSON											48	49	77
10	1 2 3 4 5 BRENNAN LAIDMAN	3		3								50	51	78
11	1 2 3 4 5 QUNTON COUGHERTY											52	53	79
12	1 2 3 4 5 EVAN DESARMIA				3							54	55	80
13	1 2 3 4 5 CONNOR VREEKEN	2		2 3 2 2 2		2			2 2 2 2			56	57	81
15	1 2 3 4 5 STEPHEN ANDREWS	2		2 2 2 2		2 2			2 2 2			58	59	82
	1 2 3 4 5											60	61	83
	1 2 3 4 5											62	63	84
	1 2 3 4 5											64	65	85
	1 2 3 4 5											66	67	86
	1 2 3 4 5											68	69	87
	1 2 3 4 5											70	71	88
	TOTALS										FINAL	35	70	105

TIME-OUTS FULL / 20 SEC. 1 2 3 1 2

TOTALS

FINAL

VISITORS: PROQUOUS RIDGE dark blue		TEAM FOULS					TEAM FOULS					Running Score		
		1	2	3	4	5	1	2	3	4	5			
		FIRST HALF					SECOND HALF							
NO.	Pers. Fouls	First Quarter		Second Quarter			Third Quarter		Fourth Quarter			1	2	3
1	1 2 3 4 5 BISHOP QUAYE				3							36	37	71
2	1 2 3 4 5 RAFAY NADEEM											38	39	72
4	1 2 3 4 5 SEIF SERAGELDIN	3			2				3			40	41	73
5	1 2 3 4 5 JOSHUA CITENG											42	43	74
10	1 2 3 4 5 GOBINS KANDOTA											44	45	75
11	1 2 3 4 5 LUKA MIRCEVIC								3	2		46	47	76
12	1 2 3 4 5 JUSTIN ZEKORN											48	49	77
14	1 2 3 4 5 TYLER HARTMAN											50	51	78
15	1 2 3 4 5 SHANE STRUGAR			2 2 2 2 2								52	53	79
20	1 2 3 4 5 ALEX GREEN											54	55	80
21	1 2 3 4 5 HAMZAH ALFANOUS											56	57	81
23	1 2 3 4 5 DAN JURKOVIC				2		2 2 3		2 2 2 2			58	59	82
24	1 2 3 4 5 HUSSEIN GOHAR								2 2 2			60	61	83
25	1 2 3 4 5 STEFAN MONCILONIC											62	63	84
	1 2 3 4 5											64	65	85
	1 2 3 4 5											66	67	86
	1 2 3 4 5											68	69	87
	1 2 3 4 5											70	71	88
	TOTALS										FINAL	35	70	105

TIME-OUTS FULL / 20 SEC. 1 2 3 1 2

TOTALS

FINAL

Mr. Burke

ROUTING: WHITE: LEAGUE CONVENER CANARY: HOME TEAM PINK: VISITING TEAM

KEN ORMEROD

Date: _____



Date: 2-10-18

The Bob Wilmot OFFICIALS MEMORIAL

Date: _____



Time: _____

Time: 10:30 AM



Time: _____

Game: _____

Game: 19

Game: _____

HOME: BRAMPTON NOTRE DAME grey

		TEAM FOULS					TEAM FOULS					Running Score											
		1	2	3	4	5	6	7	8	9	10	1	2	3	4	5	6	7	8	9	10	1	2
		FIRST HALF					SECOND HALF																
NO.	Pers. Fouls	First Quarter					Second Quarter					Third Quarter					Fourth Quarter						
* 00	1 2 3 4 5 C. GARDENER						0	0	2			2	2				2	0	0			36	71
9	1 2 3 4 5 R. J. HOOD																					37	72
* 6	1 2 3 4 5 K. AFRIYIE																					38	73
* 10	1 2 3 4 5 L. WALSON	0	0								2											39	74
10	1 2 3 4 5 C. MALE																					40	75
21	1 2 3 4 5 J. WILLOCK	2	2				3	0	0	2	2	2	0	0			0	0	2			41	76
15	1 2 3 4 5 K. BROWN																					42	77
45	1 2 3 4 5 M. DASS																					43	78
23	1 2 3 4 5 N. WILLIAMS																					44	79
* 24	1 2 3 4 5 R. ALI	2	2	0	2	2	3	2				0	0	2	2		0	0	2			45	80
26	1 2 3 4 5 K. WILLIAMS																					46	81
* 32	1 2 3 4 5 M. LYNCH										2			0	0	2						47	82
	1 2 3 4 5																					48	83
	1 2 3 4 5																					49	84
	1 2 3 4 5																					50	85
	1 2 3 4 5																					51	86
	1 2 3 4 5																					52	87
	1 2 3 4 5																					53	88
	1 2 3 4 5																					54	89
	1 2 3 4 5																					55	90
	1 2 3 4 5																					56	91
	1 2 3 4 5																					57	92
	1 2 3 4 5																					58	93
	1 2 3 4 5																					59	94
	1 2 3 4 5																					60	95
	1 2 3 4 5																					61	96
	1 2 3 4 5																					62	97
	1 2 3 4 5																					63	98
	1 2 3 4 5																					64	99
	1 2 3 4 5																					65	100
	1 2 3 4 5																					66	101
	1 2 3 4 5																					67	102
	1 2 3 4 5																					68	103
	1 2 3 4 5																					69	104
	1 2 3 4 5																					70	105
	TIME-OUTS FULL / 20 SEC. 1 3 1 2	TOTALS										FINAL											

VISITORS: CHAWA ST. PAUL dark blue

		TEAM FOULS					TEAM FOULS					Running Score											
		1	2	3	4	5	6	7	8	9	10	1	2	3	4	5	6	7	8	9	10	1	2
		FIRST HALF					SECOND HALF																
NO.	Pers. Fouls	First Quarter					Second Quarter					Third Quarter					Fourth Quarter						
* 1	1 2 3 4 5 R. JACQUES																					36	71
* 4	1 2 3 4 5 N. HUSSEIN						3															37	72
* 5	1 2 3 4 5 T. LUK	2	3				2	2	2	3	2	0	0	2	2	2	2	2	2	2	2	38	73
10	1 2 3 4 5 J. BLY	2																				39	74
15	1 2 3 4 5 G. ANDRE																					40	75
20	1 2 3 4 5 K. GARANG						2					2					0	0	2	2		41	76
22	1 2 3 4 5 O. NZITA																					42	77
* 23	1 2 3 4 5 A. ELLIOT	2	2	2			0	0	3			2					0	0	2	2		43	78
30	1 2 3 4 5 C. CHARITÉ																					44	79
* 34	1 2 3 4 5 T. ANNAND	2																				45	80
	1 2 3 4 5																					46	81
	1 2 3 4 5																					47	82
	1 2 3 4 5																					48	83
	1 2 3 4 5																					49	84
	1 2 3 4 5																					50	85
	1 2 3 4 5																					51	86
	1 2 3 4 5																					52	87
	1 2 3 4 5																					53	88
	1 2 3 4 5																					54	89
	1 2 3 4 5																					55	90
	1 2 3 4 5																					56	91
	1 2 3 4 5																					57	92
	1 2 3 4 5																					58	93
	1 2 3 4 5																					59	94
	1 2 3 4 5																					60	95
	1 2 3 4 5																					61	96
	1 2 3 4 5																					62	97
	1 2 3 4 5																					63	98
	1 2 3 4 5																					64	99
	1 2 3 4 5																					65	100
	1 2 3 4 5																					66	101
	1 2 3 4 5																					67	102
	1 2 3 4 5																					68	103
	1 2 3 4 5																					69	104
	1 2 3 4 5																					70	105
	TIME-OUTS FULL / 20 SEC. 1 2 1 2	TOTALS										FINAL											

Handwritten signatures and routing information.

ROUTING: WHITE: LEAGUE COORDINATOR CANARY: HOME TEAM PINK: VISITING TEAM



HOME: CORPUS CHRISTI ^W		TEAM FOULS					TEAM FOULS					Running Score	
		FIRST HALF					SECOND HALF						
NO.	Pers. Fouls	1	2	3	4	5	1	2	3	4	5	1	Score
		First Quarter	Second Quarter	Third Quarter	Fourth Quarter	Total	First Quarter	Second Quarter	Third Quarter	Fourth Quarter	Total		
1	1 2 3 4 5 TIM MUNUNGA	2	3	2	0	0	2	2	3	2	2	2	36
2	1 2 3 4 5 TUXTON LAMA			2	2							3	37
3	1 2 3 4 5 SAM PINGLE	2							2	2	2	4	38
4	1 2 3 4 5 BRAD SCODELLER	3										5	39
5	1 2 3 4 5 LUKE de GANNES	2	2	2	2	2	2			2	2	6	40
10	1 2 3 4 5 JUSTIN BEAUDRY											7	41
14	1 2 3 4 5 CHAMAR ADAMSON		2	0			2	2				8	42
20	1 2 3 4 5 JUSTIN LAY											9	43
22	1 2 3 4 5 MATT ROMANIUK											10	44
23	1 2 3 4 5 SHANE SYMINGTON											11	45
24	1 2 3 4 5 MATT ZHUKAS											12	46
	1 2 3 4 5											13	47
	1 2 3 4 5											14	48
	1 2 3 4 5											15	49
	1 2 3 4 5											16	50
	1 2 3 4 5											17	51
	1 2 3 4 5											18	52
	1 2 3 4 5											19	53
	1 2 3 4 5											20	54
	1 2 3 4 5											21	55
	1 2 3 4 5											22	56
	1 2 3 4 5											23	57
	1 2 3 4 5											24	58
	1 2 3 4 5											25	59
	1 2 3 4 5											26	60
	1 2 3 4 5											27	61
	1 2 3 4 5											28	62
	1 2 3 4 5											29	63
	1 2 3 4 5											30	64
	1 2 3 4 5											31	65
	1 2 3 4 5											32	66
TIME-OUTS												33	67
FULL / 20 SEC.												34	68
6:30 23 12												35	69
TOTALS			44				19				82		70
											FINAL		

VISITORS: BISHOP ^B TONNOS		TEAM FOULS					TEAM FOULS					Running Score	
		FIRST HALF					SECOND HALF						
NO.	Pers. Fouls	1	2	3	4	5	1	2	3	4	5	1	Score
		First Quarter	Second Quarter	Third Quarter	Fourth Quarter	Total	First Quarter	Second Quarter	Third Quarter	Fourth Quarter	Total		
3	1 2 3 4 5 JACK KYRRIANOU	3	3	3	3	3	3					3	36
10	1 2 3 4 5 CHRISTIAN CRACIUN		2	0			2					4	37
11	1 2 3 4 5 ADRIEN GIARDINO											5	38
12	1 2 3 4 5 MIKE FRISINA											6	39
13	1 2 3 4 5 MIKE BROVAC											7	40
15	1 2 3 4 5 BRANDON BERNARDO	3										8	41
20	1 2 3 4 5 TRISTAN OSIKA											9	42
22	1 2 3 4 5 PAT WIGGINS											10	43
23	1 2 3 4 5 GEORGE PASHKIA											11	44
24	1 2 3 4 5 NICK PASSARETTI	3	3				2					12	45
32	1 2 3 4 5 LIAM CRAVEN	3	3				3					13	46
33	1 2 3 4 5 SAMUEL IDOWU											14	47
34	1 2 3 4 5 JADEN DOWLING											15	48
	1 2 3 4 5											16	49
	1 2 3 4 5											17	50
	1 2 3 4 5											18	51
	1 2 3 4 5											19	52
	1 2 3 4 5											20	53
	1 2 3 4 5											21	54
	1 2 3 4 5											22	55
	1 2 3 4 5											23	56
	1 2 3 4 5											24	57
	1 2 3 4 5											25	58
	1 2 3 4 5											26	59
	1 2 3 4 5											27	60
	1 2 3 4 5											28	61
	1 2 3 4 5											29	62
	1 2 3 4 5											30	63
	1 2 3 4 5											31	64
	1 2 3 4 5											32	65
	1 2 3 4 5											33	66
	1 2 3 4 5											34	67
	1 2 3 4 5											35	68
TIME-OUTS													69
FULL / 20 SEC.													70
23 12													
TOTALS			36				18				77		
											FINAL		

KEN ORMEROD

Date: _____



Date: 2-10-18

The Bob Wilmot OFFICIALS MEMORIAL

Date: _____



Time: _____

Time: NOON



Time: _____

Game: _____

Game: 21

Game: _____

MEMORIAL TIP-OFF

HOME: BRANTFORD NORTH PARK		TEAM FOULS					TEAM FOULS					Running Score				
		1	2	3	4	5	1	2	3	4	5	1	2	3	4	5
		FIRST HALF					SECOND HALF									
NO.	Pers. Fouls	First Quarter	Second Quarter	Third Quarter	Fourth Quarter	1	2	3	4	5	1	2	3	4	5	
0	1 2 3 4 5 J. STEWART ✓	3	••	3	3 ••											71
3	1 2 3 4 5 J. MELEKA															72
4	1 2 3 4 5 J. KINGSHOTT ✓								2	3						73
5	1 2 3 4 5 D. BOSETT															74
6	1 2 3 4 5 L. BLACKMORE															75
7	1 2 3 4 5 E. ANDREW ✓	2 •	3 3	2 • 2												76
8	1 2 3 4 5 G. WILSON ✓	2 2	3		3											77
9	1 2 3 4 5 N. ANDREW		2													78
10	1 2 3 4 5 S. ADEN															79
11	1 2 3 4 5 H. CHARLEBOIS ✓	2 2		2	2 0											80
12	1 2 3 4 5 J. KOCSIS															81
14	1 2 3 4 5 B. TILLER															82
15	1 2 3 4 5 C. HAGER															83
	1 2 3 4 5															84
	1 2 3 4 5															85
	1 2 3 4 5															86
	TIME-OUTS FULL / 20 SEC. 1 1 1 1															87
	TOTALS															88
																89
																90
																91
																92
																93
																94
																95
																96
																97
																98
																99
																100
																101
																102
																103
																104
																105
																FINAL

VISITORS: BREBEUF		TEAM FOULS					TEAM FOULS					Running Score				
		1	2	3	4	5	1	2	3	4	5	1	2	3	4	5
		FIRST HALF					SECOND HALF									
NO.	Pers. Fouls	First Quarter	Second Quarter	Third Quarter	Fourth Quarter	1	2	3	4	5	1	2	3	4	5	
2	1 2 3 4 5 J. MIRALDO ✓	3		2 •••	2											71
3	1 2 3 4 5 R. TALABIS ✓															72
5	1 2 3 4 5 C. CALURA ✓	2 3	2	••												73
10	1 2 3 4 5 G. PONTILLO		2 2	2	3											74
11	1 2 3 4 5 T. LENNOX															75
15	1 2 3 4 5 J. ABIOLA															76
13	1 2 3 4 5 M. FERNANDEZ															77
21	1 2 3 4 5 S. LAMAY															78
23	1 2 3 4 5 S. ALE															79
25	1 2 3 4 5 D. GRAHAM ✓		2 •• 0 2 •• 0 2 ••	2 •• 2 •• ••	2											80
32	1 2 3 4 5 T. HART															81
43	1 2 3 4 5 C. ALLEN															82
50	1 2 3 4 5 T. TOOTE ✓															83
55	1 2 3 4 5 I. GRAHAM					3 ••										84
	1 2 3 4 5															85
	1 2 3 4 5															86
	TIME-OUTS FULL / 20 SEC. 1 2 3 1 2															87
	TOTALS															88
																89
																90
																91
																92
																93
																94
																95
																96
																97
																98
																99
																100
																101
																102
																103
																104
																105
																FINAL

KEN ORMEROD

Date: _____

TEACHERS LIFE

Date: 2-10-18

The Bob Wilmot OFFICIALS MEMORIAL

Date: _____



Time: NOON
Game: 22



Time: _____
Game: _____

HOME:

GOLD - SALT FLEET

TEAM FOULS

TEAM FOULS

1 2 3 4 5 6 7 8 9 10

1 2 3 4 5 6 7 8 9 10

FIRST HALF

SECOND HALF

Running Score

NO.	Pers. Fouls	First Quarter	Second Quarter	Third Quarter	Fourth Quarter
3	ANDREW BARTLETT		2 0 3		2
6	STEVAN LAGAH				
9	JAMES AGYAPONG	2 2 2	2		0 0
10	KARANIR MANAU				
11	DAN DISABATINO	2			
12	SHIHAB BULUSHI				
13	MOBEAN BILAL				
15	MALCOLM DOUGLAS		2	0 0 2	
20	RICKEY MORRISON	0 0	2 0	2 0 3	2 2 11
23	MARKO JOSIPOVIC	2	2	0 0 0 3	2 0 3 (18)
24	BRANDON SINGH		0 0		
44	FILIP TRIFUNOVIC				

1	2	3	4	5	6	7	8	9	10	11	12	13	14	15	16	17	18	19	20	21	22	23	24	25	26	27	28	29	30	31	32	33	34	35
36	37	38	39	40	41	42	43	44	45	46	47	48	49	50	51	52	53	54	55	56	57	58	59	60	61	62	63	64	65	66	67	68	69	70

TIME-OUTS FULL / 20 SEC.

TOTALS

11

17

13

60

FINAL

VISITORS: GLENVIEW PARK

TEAM FOULS

TEAM FOULS

1 2 3 4 5 6 7 8 9 10

1 2 3 4 5 6 7 8 9 10

FIRST HALF

SECOND HALF

Running Score

NO.	Pers. Fouls	First Quarter	Second Quarter	Third Quarter	Fourth Quarter
3	KEVIN HAEDAN			0 0 2 0 0	0 0 0 0 0
4	EMANUEL OTONG	0 0 2 2 2	2	2	0 0 0 0 0
5	JAVAUN CLARK		2		3
10	MOUSTOFA CHEILAT				2
11	LUKE SCHERING				
12	LUKE KIVELL	3			3
13	REBIEN RASHID	2	3 2	2	3
21	ROSS ANDERSON				
23	JORDAN ROGERS		0 0 2	2	
32	KEVIN HINRICHS				
33	AAMAIR BARRET				

1	2	3	4	5	6	7	8	9	10	11	12	13	14	15	16	17	18	19	20	21	22	23	24	25	26	27	28	29	30	31	32	33	34	35
36	37	38	39	40	41	42	43	44	45	46	47	48	49	50	51	52	53	54	55	56	57	58	59	60	61	62	63	64	65	66	67	68	69	70

TIME-OUTS FULL / 20 SEC.

TOTALS

17

13

12

63

FINAL

SEMI-FINAL

KEN ORMEROD


Date: _____



Date: 2-10-18

The Bob Wilmot OFFICIALS MEMORIAL

Date: _____



Time: _____

Time: 1:30PM



Time: _____

Game: _____

Game: 23

Game: _____

HOME: ST. FRANCIS dark blue

NO.	Pers. Fouls	TEAM FOULS					TEAM FOULS					Running Score									
		FIRST HALF					SECOND HALF					1	2	3							
		1	2	3	4	5	6	7	8	9	10				11	12	13				
		First Quarter	Second Quarter	Third Quarter	Fourth Quarter																
1	1 2 3 4 5	ARES GWERRA							2	0 0 2	0 0										
2	1 2 3 4 5	JAMAL MOHAMMED																			
3	1 2 3 4 5	JUSTIN TRINH					2														
4	1 2 3 4 5	FRANCESCO BARBIERI																			
5	1 2 3 4 5	NATHANIEL BROWN.					3 3 3 2	3 2	2 2	3 3 0 0											
11	1 2 3 4 5	TYRELL VICKERS.					0 0	2	0 0 2												
12	1 2 3 4 5	JONAS MARQUEZ																			
14	1 2 3 4 5	YULE YEMANI																			
15	1 2 3 4 5	RAHEEM DENNIS					2 0 0	2 2 2 2 0	2 2 2	2 0 0 0 0 0 0											
21	1 2 3 4 5	MARC VICIOSO									0 0										
22	1 2 3 4 5	JUSTUS SALMON						2	2												
23	1 2 3 4 5	NATHAN CHARLES.									3 3										
30	1 2 3 4 5	IDA OLAYE																			
32	1 2 3 4 5	MICAH ROSE MIGHTY					2 0 0														
35	1 2 3 4 5	SHAMAR FRANCIS.																			
TD		TIME-OUTS		FULL / 20 SEC.		TOTALS															
		1 2 3		1 2								FINAL									

VISITORS: M^CNAB.

grey

NO.	Pers. Fouls	TEAM FOULS					TEAM FOULS					Running Score									
		FIRST HALF					SECOND HALF					1	2	3							
		1	2	3	4	5	6	7	8	9	10				11	12	13				
		First Quarter	Second Quarter	Third Quarter	Fourth Quarter																
1	1 2 3 4 5	RAHMIR ROWLEY																			
3	1 2 3 4 5	NATHAN HARE					0 0	2 2													
4	1 2 3 4 5	BARON BAYNE						3			3 3										
6	1 2 3 4 5	SCOTT JENKINS.					0 0 2 3	2 2	0 0	2 3 3 3											
8	1 2 3 4 5	QUINEY VAUGHN							0 0												
10	1 2 3 4 5	DEONTE M ^C CARTNEY																			
5	1 2 3 4 5	OMEECHI WILLIAMS.					2 3	2 2 3 2 0	2												
23	1 2 3 4 5	QUAYVON FERRON							2 2 3	3 2											
24	1 2 3 4 5	DARRELL BEDMINSTER																			
32	1 2 3 4 5	KRIS MACLEAN																			
33	1 2 3 4 5	MALIK BOULT.																			
35	1 2 3 4 5	DEVON STEELE.					2														
		TIME-OUTS		FULL / 20 SEC.		TOTALS															
		1 2 3		1 2								FINAL									

SEMI-FINAL

KEN ORMEROD

Date: _____



Date: 2-10-18

The Bob Wilmut OFFICIALS MEMORIAL

Date: _____



Time: _____

Time: 1:30pm



Time: _____

Game: _____

Game: 24

Game: _____

MEMORIAL TIP-OFF

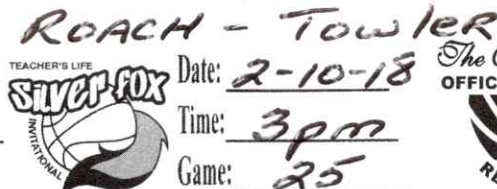
BLACK

HOME: EASTWOOD		TEAM FOULS		TEAM FOULS		Running Score	
		FIRST HALF		SECOND HALF			
NO.	Pers. Fouls	First Quarter	Second Quarter	Third Quarter	Fourth Quarter	1	2
1	TREV LEWIS					36	71
2	JULIAN ADIGUN			2		37	72
5	LAYEE JABATEH			2	OP	38	73
10	TYREAK FARQUHARSON		3 2 3	2 0	2	39	74
11	KANAYO NNADI		OP 3 2	2 0 0 3 2 3	2 0 2 3	40	75
12	Abdel HAMAD	2 2				41	76
13	TUCKER SUTTON					42	77
14	NICK KUSLIJIC					43	78
15	ABDULAZEEZ JASIM					44	79
33	MUKTAR MOHAMED					45	80
34	DAWIT SIMON					46	81
45	WARREN EDWARDS			3	2	47	82
	1 2 3 4 5					48	83
	1 2 3 4 5					49	84
	1 2 3 4 5					50	85
	1 2 3 4 5					51	86
	1 2 3 4 5					52	87
	1 2 3 4 5					53	88
	1 2 3 4 5					54	89
	1 2 3 4 5					55	90
	1 2 3 4 5					56	91
	1 2 3 4 5					57	92
	1 2 3 4 5					58	93
	1 2 3 4 5					59	94
	1 2 3 4 5					60	95
	1 2 3 4 5					61	96
	1 2 3 4 5					62	97
	1 2 3 4 5					63	98
	1 2 3 4 5					64	99
	1 2 3 4 5					65	100
	1 2 3 4 5					66	101
	1 2 3 4 5					67	102
	1 2 3 4 5					68	103
	1 2 3 4 5					69	104
	1 2 3 4 5					70	105
TIME-OUTS FULL / 20 SEC.		TOTALS		6	15	23	
2 2 1 2		WHITE					FINAL

VISITORS: WESTVIEW		TEAM FOULS		TEAM FOULS		Running Score	
		FIRST HALF		SECOND HALF			
NO.	Pers. Fouls	First Quarter	Second Quarter	Third Quarter	Fourth Quarter	1	2
1	HUSAM SHALLO	2 0			2	36	71
3	STEPHAN CAIRNS					37	72
4	TYRESE M'CARTHY					38	73
5	LIVION M'WHINNEY					39	74
11	KESHAWN FISHER	2 2 0 0	2 2	0 0 2	0 0	40	75
13	NOEL BAILEY		2			41	76
15	JAGUAN BAKER					42	77
21	CHRISTIAN TABIRI	2	2 0	0 2	0 2 0 0	43	78
23	JAMAL FULLER	2 2		2 2 2 0 0		44	79
24	CLEMENT YEBOAH			0 0		45	80
32	MARCO LAYNE		3 0 0		2 0 0 0	46	81
34	JESSE APPIAGYEI					47	82
	1 2 3 4 5					48	83
	1 2 3 4 5					49	84
	1 2 3 4 5					50	85
	1 2 3 4 5					51	86
	1 2 3 4 5					52	87
	1 2 3 4 5					53	88
	1 2 3 4 5					54	89
	1 2 3 4 5					55	90
	1 2 3 4 5					56	91
	1 2 3 4 5					57	92
	1 2 3 4 5					58	93
	1 2 3 4 5					59	94
	1 2 3 4 5					60	95
	1 2 3 4 5					61	96
	1 2 3 4 5					62	97
	1 2 3 4 5					63	98
	1 2 3 4 5					64	99
	1 2 3 4 5					65	100
	1 2 3 4 5					66	101
	1 2 3 4 5					67	102
	1 2 3 4 5					68	103
	1 2 3 4 5					69	104
	1 2 3 4 5					70	105
TIME-OUTS FULL / 20 SEC.		TOTALS		12	17	12	
2 3 1 2		WHITE					FINAL



Date: _____
 Time: _____
 Game: _____



Date: 2-10-18
 Time: 3pm
 Game: 25



Date: _____
 Time: _____
 Game: _____

HOME: BRAMPTON NOTRE DAME grey		TEAM FOULS					TEAM FOULS					Running Score		
		1	2	3	4	5	6	7	8	9	10			
		FIRST HALF					SECOND HALF							
NO.	Pers. Fouls	First Quarter		Second Quarter			Third Quarter		Fourth Quarter					
* 00	1 2 3 4 5 CORY GARDENER	2		2			3	2	2	2	2	1	36	71
9	1 2 3 4 5 RJ HOOD											2	37	72
6	1 2 3 4 5 KHALED AFRAYIE											3	38	73
* 7	1 2 3 4 5 LEAR WATSON	0	2	0	0	0	2	2	2	2	2	4	39	74
10	1 2 3 4 5 CHEICK MALE											5	40	75
* 21	1 2 3 4 5 JAYDEN WILLOCK.											6	41	76
15	1 2 3 4 5 KASHAUN BROWN											7	42	77
45	1 2 3 4 5 MATTHEW DADD	3		3								8	43	78
23	1 2 3 4 5 NICK WILLIAMS.											9	44	79
* 24	1 2 3 4 5 RAHEEM ALI	2	2	0	0	0	2	2	0	0	2	10	45	80
26	1 2 3 4 5 KWESI WILLIAMS											11	46	81
* 32	1 2 3 4 5 MATTHEW LYNCH											12	47	82
	1 2 3 4 5 JOEY KHROUD											13	48	83
	1 2 3 4 5											14	49	84
	1 2 3 4 5											15	50	85
	1 2 3 4 5											16	51	86
	1 2 3 4 5											17	52	87
	1 2 3 4 5											18	53	88
	1 2 3 4 5											19	54	89
	1 2 3 4 5											20	55	90
	1 2 3 4 5											21	56	91
	1 2 3 4 5											22	57	92
	1 2 3 4 5											23	58	93
	1 2 3 4 5											24	59	94
	1 2 3 4 5											25	60	95
	1 2 3 4 5											26	61	96
	1 2 3 4 5											27	62	97
	1 2 3 4 5											28	63	98
	1 2 3 4 5											29	64	99
	1 2 3 4 5											30	65	100
	1 2 3 4 5											31	66	101
	1 2 3 4 5											32	67	102
	1 2 3 4 5											33	68	103
	1 2 3 4 5											34	69	104
	1 2 3 4 5											35	70	105
	TIME-OUTS FULL / 20 SEC.	TOTALS					69					FINAL		
	1 2 3 1 2													

VISITORS: CORPUS CHRISTI black		TEAM FOULS					TEAM FOULS					Running Score			
		1	2	3	4	5	6	7	8	9	10				1
		FIRST HALF					SECOND HALF								
NO.	Pers. Fouls	First Quarter		Second Quarter			Third Quarter		Fourth Quarter						
1	1 2 3 4 5 TIM MUNUNGA	2	2	2	2	0	2	0	2	2	0	2	2	2	71
2	1 2 3 4 5 TUXTON LAMA					2					3	2			72
3	1 2 3 4 5 SAM PINGLE	2		2			2			2					73
4	1 2 3 4 5 BRADLEY SCODELLER														74
5	1 2 3 4 5 LUKE DE GANNES	2	3	2			2	0	2	2	0	2			75
10	1 2 3 4 5 JUSTIN BEAUDRY														76
14	1 2 3 4 5 CHAMAR ADAMSON														77
20	1 2 3 4 5 JUSTIN LAY														78
22	1 2 3 4 5 MATTHEW ROMANIUK														79
23	1 2 3 4 5 SHANE SYMINGTON														80
24	1 2 3 4 5 MATTHEW ZHUKAS														81
	1 2 3 4 5														82
	1 2 3 4 5														83
	1 2 3 4 5														84
	1 2 3 4 5														85
	1 2 3 4 5														86
	1 2 3 4 5														87
	1 2 3 4 5														88
	1 2 3 4 5														89
	1 2 3 4 5														90
	1 2 3 4 5														91
	1 2 3 4 5														92
	1 2 3 4 5														93
	1 2 3 4 5														94
	1 2 3 4 5														95
	1 2 3 4 5														96
	1 2 3 4 5														97
	1 2 3 4 5														98
	1 2 3 4 5														99
	1 2 3 4 5														100
	1 2 3 4 5														101
	1 2 3 4 5														102
	1 2 3 4 5														103
	1 2 3 4 5														104
	1 2 3 4 5														105
	TIME-OUTS FULL / 20 SEC.	TOTALS					63					FINAL			
	1 2 3 1 2														

KEN ORMEROD

Date: _____
Time: _____
Game: _____

MACLEAN - NEWTON #11



Date: **2-10-18**
Time: **3:30pm**
Game: **26**



Date: _____
Time: _____
Game: _____

MEMORIAL TIP-OFF

HOME: SALT FLEET		TEAM FOULS					TEAM FOULS					Running Score	
		*2345 678910					*2345 678910						
		FIRST HALF					SECOND HALF						
NO.	Pers. Fouls	GOLD.					First Quarter	Second Quarter	Third Quarter	Fourth Quarter	1	2	3
3	12345	ANDREW BARTLETT					3	2		φφφ	3	37	71
6	12345	STEVAN LAGAN						φφ		2	4	38	72
9	12345	JAMES AGYAPONG									5	39	73
10	12345	KARANIR MAIWAN									6	40	74
11	12345	DAN DI SABATINO					2		2φ		7	41	75
12	12345	SHIHAB BULUSHI									8	42	76
13	12345	MOBEAN BILAL						22			9	43	77
15	12345	MALCOLM DOUGLAS								2	10	44	78
20	12345	RICKEY MORRISON					2	3	232	2	11	45	79
23	12345	MARKO JOSIPOVIC					2φ	22			12	46	80
24	12345	BRANTON SINGH						3			13	47	81
44	12345	FILIP TRIFUNOVIC									14	48	82
	12345										15	49	83
	12345										16	50	84
	12345										17	51	85
	12345										18	52	86
	12345										19	53	87
	12345										20	54	88
	12345										21	55	89
	12345										22	56	90
	12345										23	57	91
	12345										24	58	92
	12345										25	59	93
	12345										26	60	94
	12345										27	61	95
	12345										28	62	96
	12345										29	63	97
	12345										30	64	98
	12345										31	65	99
	12345										32	66	100
	12345										33	67	101
	12345										34	68	102
	12345										35	69	103
	12345										36	70	104
	12345										37	71	105
	12345										38	72	106
	12345										39	73	107
	12345										40	74	108
	12345										41	75	109
	12345										42	76	110
	12345										43	77	111
	12345										44	78	112
	12345										45	79	113
	12345										46	80	114
	12345										47	81	115
	12345										48	82	116
	12345										49	83	117
	12345										50	84	118
	12345										51	85	119
	12345										52	86	120
	12345										53	87	121
	12345										54	88	122
	12345										55	89	123
	12345										56	90	124
	12345										57	91	125
	12345										58	92	126
	12345										59	93	127
	12345										60	94	128
	12345										61	95	129
	12345										62	96	130
	12345										63	97	131
	12345										64	98	132
	12345										65	99	133
	12345										66	100	134
	12345										67	101	135
	12345										68	102	136
	12345										69	103	137
	12345										70	104	138
	12345										71	105	139
	12345										72	106	140
	12345										73	107	141
	12345										74	108	142
	12345										75	109	143
	12345										76	110	144
	12345										77	111	145
	12345										78	112	146
	12345										79	113	147
	12345										80	114	148
	12345										81	115	149
	12345										82	116	150
	12345										83	117	151
	12345										84	118	152
	12345										85	119	153
	12345										86	120	154
	12345										87	121	155
	12345										88	122	156
	12345										89	123	157
	12345										90	124	158
	12345										91	125	159
	12345										92	126	160
	12345										93	127	161
	12345										94	128	162
	12345										95	129	163
	12345										96	130	164
	12345										97	131	165
	12345										98	132	166
	12345										99	133	167
	12345										100	134	168
	12345										101	135	169
	12345										102	136	170
	12345										103	137	171
	12345										104	138	172
	12345										105	139	173
	12345										106	140	174
	12345										107	141	175
	12345										108	142	176
	12345										109	143	177
	12345										110	144	178
	12345										111	145	179
	12345										112	146	180
	12345										113	147	181
	12345										114	148	182
	12345										115	149	183
	12345										116	150	184
	12345										117	151	185
	12345										118	152	186
	12345										119	153	187
	12345										120	154	188
	12345										121	155	189
	12345										122	156	190
	12345										123	157	191
	12345										124	158	192
	12345										125	159	193
	12345										126	160	194
	12345										127	161	195
	12345										128	162	196
	12345										129	163	197
	12345										130	164	198
	12345										131	165	199
	12345										132	166	200
	12345										133	167	201
	12345										134	168	202
	12345										135	169	203
	12345										136	170	204
	12345										137	171	205
	12345										138	172	206
	12345										139	173	207
	12345										140	174	208
	12345										141	175	209
	12345										142	176	210
	12345										143	177	211
	12345										144	178	212
	12345										145	179	213
	12345										146	180	214
	12345										147	181	215
	12345										148	182	216
	12345										149	183	217
	12345										150	184	218
	12345										151	185	219
	12345										152	186	220
	12345												

KEN ORMEROD

Date: _____



Time: _____

Game: _____

MEMORIAL TIP-OFF

JOE RASO



Date: 2-10-18

Time: 5pm

Game: 27

The Bob Wilnot OFFICIALS MEMORIAL



Date: _____

Time: _____

Game: _____

HOME: NORTH PARK		TEAM FOULS				TEAM FOULS				Running Score	
		1 2 3 4 5		6 7 8 9 10		1 2 3 4 5		6 7 8 9 10			
		FIRST HALF				SECOND HALF					
NO.	Pers. Fouls	WHITE	First Quarter	Second Quarter	Third Quarter	Fourth Quarter	1	2	3	4	5
0	2 2 3 4 5	JUDAH STEWART	2 3	~	2 2	3 3 0 0	1	2	3	4	5
3	1 2 3 4 5	JACOB MELEKA	~	~	~	~	6	7	8	9	10
4	2 2 3 4 5	JACKSON KINGSBETT	~	~	~	~	11	12	13	14	15
5	2 2 3 4 5	DAN BOSETT	~	~	~	~	16	17	18	19	20
6	1 2 3 4 5	LIAM BLACKMORE	~	~	~	~	21	22	23	24	25
7	4 4 4 4 5	ETHAN ANDREW	2	2 2	2	~	26	27	28	29	30
8	4 4 4 4 5	GRAEME WILSON	2	3 3 3	~	2 3	31	32	33	34	35
9	2 2 3 4 5	NOAH ANDREW	~	~	~	~	36	37	38	39	40
10	1 2 3 4 5	SHAKIEB ADEN	~	~	~	~	41	42	43	44	45
11	2 2 3 4 5	HAYDEN CHARLEBOIS	~	~	~	~	46	47	48	49	50
12	1 2 3 4 5	JACOB KOCZIS	~	~	~	~	51	52	53	54	55
14	1 2 3 4 5	BRAYDEN TILLER	~	~	~	~	56	57	58	59	60
15	1 2 3 4 5	CAL HAGER	~	~	~	~	61	62	63	64	65
	1 2 3 4 5						66	67	68	69	70
	1 2 3 4 5						71	72	73	74	75
	1 2 3 4 5						76	77	78	79	80
	1 2 3 4 5						81	82	83	84	85
	1 2 3 4 5						86	87	88	89	90
	1 2 3 4 5						91	92	93	94	95
	1 2 3 4 5						96	97	98	99	100
	1 2 3 4 5						101	102	103	104	105
TIME-OUTS FULL / 20 SEC. 2			TOTALS	11	13	11	13	FINAL			

VISITORS: Glenview		TEAM FOULS				TEAM FOULS				Running Score	
		1 2 3 4 5		6 7 8 9 10		1 2 3 4 5		6 7 8 9 10			
		FIRST HALF				SECOND HALF					
NO.	Pers. Fouls	BLACK.	First Quarter	Second Quarter	Third Quarter	Fourth Quarter	1	2	3	4	5
3	2 2 3 4 5	KEVIN HAEDAN	~	~	~	~	1	2	3	4	5
4	2 2 3 4 5	EMANUEL OTONG	2	~	2 0 2 3	2	6	7	8	9	10
5	2 2 3 4 5	JAVAN CLARK	2	~	~	~	11	12	13	14	15
10	2 2 3 4 5	MOUSTOFA CHEILAT	~	~	~	~	16	17	18	19	20
11	1 2 3 4 5	LUKE SCHERING	~	~	~	~	21	22	23	24	25
12	2 2 3 4 5	LUKE KIVELL	~	~	~	~	26	27	28	29	30
15	2 2 3 4 5	REBIEN RASHID	3	2 0	3 2	~	31	32	33	34	35
21	1 2 3 4 5	ROSS ANDERSON	~	~	~	~	36	37	38	39	40
23	2 2 3 4 5	JORDAN ROGERS	~	~	~	~	41	42	43	44	45
32	1 2 3 4 5	KEVIN HIRRICHS	~	~	~	~	46	47	48	49	50
33	1 2 3 4 5	AMIR BARRET	~	~	~	~	51	52	53	54	55
	1 2 3 4 5						56	57	58	59	60
	1 2 3 4 5						61	62	63	64	65
	1 2 3 4 5						66	67	68	69	70
	1 2 3 4 5						71	72	73	74	75
	1 2 3 4 5						76	77	78	79	80
	1 2 3 4 5						81	82	83	84	85
	1 2 3 4 5						86	87	88	89	90
	1 2 3 4 5						91	92	93	94	95
	1 2 3 4 5						96	97	98	99	100
	1 2 3 4 5						101	102	103	104	105
TIME-OUTS FULL / 20 SEC. 3			TOTALS	7	4	19	10	FINAL			

KEN ORMEROD

Date: _____

KEN ORMEROD



Date: 2-10-18

The Bob Wilmet OFFICIALS MEMORIAL

Date: _____



Time: _____

Time: 6:30pm



Time: _____

Game: _____

Game: 28

Game: _____

HOME: EASTWOOD (white)		TEAM FOULS				TEAM FOULS				Running Score					
		FIRST HALF				SECOND HALF									
		1	2	3	4	5	6	7	8	9	10	1	2	3	
NO.	Pers. Fouls	First Quarter	Second Quarter	Third Quarter	Fourth Quarter	1	2	3	4	5	6	7	8	9	10
1	1 2 3 4 5 TREV LEWIS ✓		00												
2	1 2 3 4 5 JULIAN ADIGUN							2							
5	1 2 3 4 5 LAYEE JABATEH ✓							2				00			
10	1 2 3 4 5 TYREAK FAROUHARSON ✓	2 2	2 00	2 3								0	20		
11	1 2 3 4 5 KANAYO NNADI ✓		2	00 3								2			
12	1 2 3 4 5 ABDEI HAMAD ✓	2 3 2	2 2 2 18	2 2 2	2 2							2 2 3 1/2	3 2		
13	1 2 3 4 5 TUCKER SUTTON														
14	1 2 3 4 5 NICK KUSLIC														
15	1 2 3 4 5 ABDULAZEEZ JASIM														
33	1 2 3 4 5 MUKTAR MOHAMED														
34	1 2 3 4 5 DAWIT SIMON														
45	1 2 3 4 5 WARREN EDWARDS														
	1 2 3 4 5														
	1 2 3 4 5														
	1 2 3 4 5 HC STEVE MARTIN														
	1 2 3 4 5														
	TIME-OUTS FULL +20 SEC. 4 5	TOTALS										66			
	Arrow: K W G W G W											FINAL			

VISITORS: S.A.M. (grey)		TEAM FOULS				TEAM FOULS				Running Score					
		FIRST HALF				SECOND HALF									
		1	2	3	4	5	6	7	8	9	10	1	2	3	
NO.	Pers. Fouls	First Quarter	Second Quarter	Third Quarter	Fourth Quarter	1	2	3	4	5	6	7	8	9	10
1	1 2 3 4 5 RAHMIR ROWLEY														
3	1 2 3 4 5 NATHAN HARE *											2			
4	1 2 3 4 5 BARON BAYNE											3			
6	1 2 3 4 5 SCOTT JENKINS * 3		3					00				2 2			
8	1 2 3 4 5 QUINCY VAUGHAN *		00 2 2					2				2			
10	1 2 3 4 5 DEONTE MCCARTHY														
15	1 2 3 4 5 OMEECHI WILLIAMS *							00				2			
23	1 2 3 4 5 QUAYVON FERRON * 2		2 2					2 2 3				3 2		18	
24	1 2 3 4 5 DARRELL BEDMINSTER														
32	1 2 3 4 5 KRIS MACLEAN														
33	1 2 3 4 5 MALIK BOWLT														
35	1 2 3 4 5 DEVON STEELE							00				2			
	1 2 3 4 5														
	1 2 3 4 5														
	1 2 3 4 5 HC BRYAN MCLEOD * T														
	1 2 3 4 5														
	TIME-OUTS FULL +20 SEC. 2 3 4 5	TOTALS										54			
	ROUTING: WHITE: LEAGUE COORDINATOR CANARY: HOME TEAM PINK: VISITING TEAM											FINAL			

SILVER FOX FINAL

KEN ORMEROD

Date: _____

TEACHER'S LIFE SILVER FOX NATIONAL


Date: 2-10-18

The Bob Wilnot OFFICIALS MEMORIAL

Date: _____



Time: _____



Time: 8pm



Time: _____

Game: _____

Game: 29

Game: _____

HOME: ST. FRANCIS (blue)

NO.	Pers. Fouls	TEAM FOULS					TEAM FOULS					Running Score	
		FIRST HALF					SECOND HALF					1-35	21-105
		1	2	3	4	5	6	7	8	9	10		
*1	1 2 3 4 5	ARES GUERRA										36	71
2	1 2 3 4 5	JAMAL MOHAMMED										37	72
3	1 2 3 4 5	JUSTIN TRINH										38	73
4	1 2 3 4 5	FRANCESCO BARBIERI										39	74
*5	1 2 3 4 5	NATHANIEL BROWN	3 2 3 2				3 0 0 0	3 2			3 3 3	40	75
11	1 2 3 4 5	TYRELL VICKERS	2				2 0 0	2 2			2 2	41	76
12	1 2 3 4 5	JONAS MARQUEZ	(22)				(20)	(24)			(21)	42	77
14	1 2 3 4 5	YULE YEMANI										43	78
*15	1 2 3 4 5	RAHEEM DENNIS	3 2				0 0 2	2 2 0			2	44	79
*21	1 2 3 4 5	MARC VICIOSO					3	3			2	45	80
22	1 2 3 4 5	JUSTUS SALMON					3	0 0 0			0 0	46	81
23	1 2 3 4 5	NATHAN CHARLES					3 3	3			0 0	47	82
3	1 2 3 4 5	IDA OLAYE									0 0	48	83
30	1 2 3 4 5	OLAITAN IYANDE									0 0	49	84
32	1 2 3 4 5	MICAH MIGHTY						2			0 0	50	85
35	1 2 3 4 5	SHAMAR FRANCIS						3			2	51	86
HC MIKE MACKENZIE											9 5	52	87
TIME-OUTS FULL 20 SEC. 4 5		TOTALS									9 5	53	88
ARROW: 1 4 1 & B G B G B G B											FINAL	54	89

VISITORS: WESTVIEW (green)

NO.	Pers. Fouls	TEAM FOULS					TEAM FOULS					Running Score		
		FIRST HALF					SECOND HALF					1-35	36-105	
		1	2	3	4	5	6	7	8	9	10			
10	1 2 3 4 5	HUSAM SHALLO							3			3	36	71
3	1 2 3 4 5	STEPHAN CAIRNS										2	37	72
4	1 2 3 4 5	TYRESE M'CARTHY											38	73
5	1 2 3 4 5	LIVION M'WHINNEY											39	74
11	1 2 3 4 5	KESHAWN FISHER	2				2 2	2 2	10	2 2	2 2	18	75	
13	1 2 3 4 5	NOEL BAILEY						(18)			(15)	(31)	41	76
15	1 2 3 4 5	JAGUAN BAKER	(16)				(18)	(15)			(31)	42	77	
21	1 2 3 4 5	CHRISTIAN TABIRI	2				2 2	2 0 0	0 0	0 0	3 0 0	18	78	
23	1 2 3 4 5	JAMAL FULLER "W"	3 2				2	2 0			3 2	24	79	
24	1 2 3 4 5	CLEMENT YEBOAH									3 2 0	44	80	
32	1 2 3 4 5	MARCO LAYNE	3 2								3	45	81	
34	1 2 3 4 5	JESSE APPIAGYEI									3	46	82	
	1 2 3 4 5											47	83	
	1 2 3 4 5											48	84	
	1 2 3 4 5	HC DAVE FORRESTER	(34)								(46)	49	85	
	1 2 3 4 5											50	86	
	1 2 3 4 5											51	87	
	1 2 3 4 5											52	88	
	1 2 3 4 5											53	89	
	1 2 3 4 5											54	90	
	1 2 3 4 5											55	91	
	1 2 3 4 5											56	92	
	1 2 3 4 5											57	93	
	1 2 3 4 5											58	94	
	1 2 3 4 5											59	95	
	1 2 3 4 5											60	96	
	1 2 3 4 5											61	97	
	1 2 3 4 5											62	98	
	1 2 3 4 5											63	99	
	1 2 3 4 5											64	100	
	1 2 3 4 5											65	101	
	1 2 3 4 5											66	102	
	1 2 3 4 5											67	103	
	1 2 3 4 5											68	104	
	1 2 3 4 5											69	105	
	1 2 3 4 5											70	105	
TIME-OUTS FULL 20 SEC. 1 2 3 4 5		TOTALS									8 0	FINAL		