



NOMOL© Mole Trap Trapping Instructions

1. Burying traps in the soil for several days eliminates manufacturing and human scents. Wearing gloves while handling the trap is recommended.
2. Locate a tunnel or mound that indicates recent mole activity. Note that during dry periods, moles often stay inactive. Do not set the traps in any locations where children or pets play.
3. With a hand trowel, dig a circular or oval hole in the grass/sod 6-8 inches in diameter and deep enough to reach the base of the tunnel.
4. Carefully clean out each direction of the tunnel until the trap can be freely inserted. Failure to clean the tunnel adequately may cause the trap to become sprung and plugged.
5. Set the two traps by squeezing the coiled end and placing the ring (trigger) perpendicular, about 1 $\frac{3}{4}$ inches from the end of the tongs (Figures 1a & b). There is a small notch on top of the left side arm indicating the approximate location for the trigger.




figure 1a


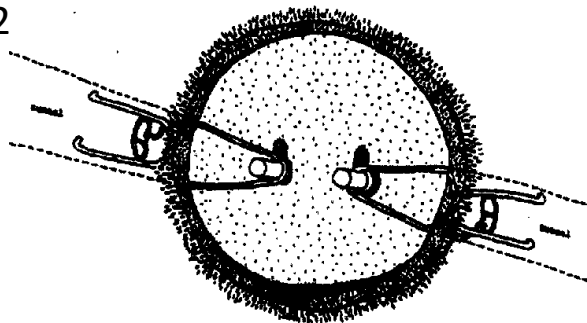
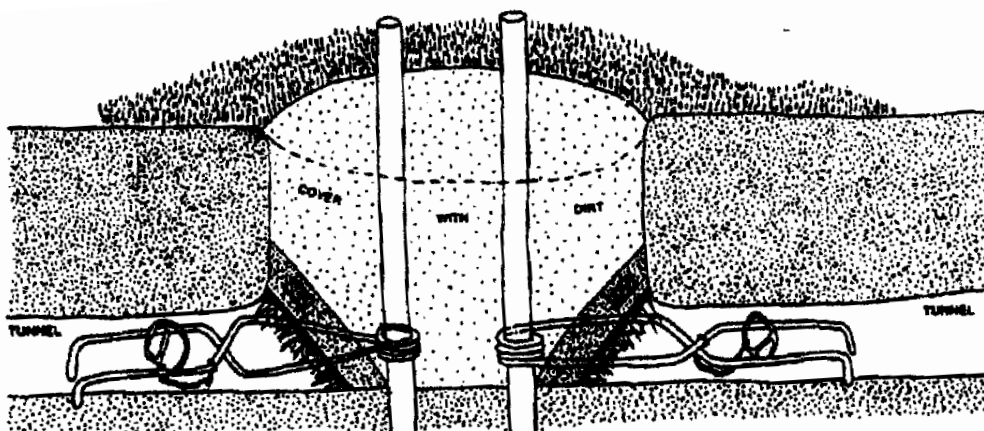


figure 1b

6. Place one of the SET traps in one direction in the tunnel with tongs pointing downward (figure 2)



7. Secure trap by placing a ¼' thick dowel through the opening of the coiled spring and into the soil so that the tip is visible above the ground but deep enough so that it is secure
8. Repeat steps 6 and 7 for the opposite tunnel direction, inserting the second trap.
9. After both traps have been properly set and inserted, take grass/sod patch removed in Step 3 and place it diagonally over the trap and opening of the tunnel (figure 3). The grass blades should point toward the trap. Repeat the procedure for the other trap. Fill the hole with loose dirt. (figure 3)



10. Check the traps every 2-3 days or after a rain. Remove the loose dirt and then lift the sod to see if each trap contains a mole or if it is snapped.
11. If the trap(s) are not snapped, then cover as indicated in step 9. If snapped, re-set and cover.

NOTICE TO BUYER AND USER: Seller warrants that this product conforms to the description on the label and is reasonably fit to the purposes stated on the label when used in accordance with directions under normal conditions of use. This warranty does not extend to the use of the product contrary to label instructions, or under abnormal conditions or under conditions not reasonably foreseeable to Seller and Buyer and so User assumes the risk of such use. SELLER DISCLAIMS ALL OTHER WARRANTIES EXPRESSED OF IMPLIED CONSEQUENTIAL, SPECIAL OR INDIRECT DAMAGES RESULTING FOR THE USE OF HANDLING OF THIS PRODUCT AND SELLER'S SOLE LIABILITY AND BUYER'S AND USER'S EXCLUSIVE REMEDY SHALL BE LIMITED TO THE REFUND OF THE PURCHASE PRICE.