



# Re-Opening Our Schools: Activities and Recommendations



Raj Setty, P.E., Member ASHRAE, LEED® AP



Keith Hammelman, P.E.



Corey Metzger, P.E.

[Link to Register to view Recorded Webinar \(June 16, 2020\)](#)

---

# Copyright

Copyright © 2020 by ASHRAE. All rights reserved. No part of this presentation may be reproduced without written permission from ASHRAE, nor may any part of this presentation be reproduced, stored in a retrieval system, or transmitted in any form or by any means (electronic, photocopying, recording, or other) without written permission from ASHRAE.

ASHRAE has compiled this presentation with care, but ASHRAE has not investigated and ASHRAE expressly disclaims any duty to investigate any product, service, process, procedure, design or the like, that may be described herein. The appearance of any technical data or editorial material in this presentation does not constitute endorsement, warranty or guaranty by ASHRAE of any product, service, process, procedure, design, or the like. ASHRAE does not warrant that the information in this publication is free of errors. The user assumes the entire risk of the use of the use of any information in this presentation.

---

# AIA/CES Registered Provider

ASHRAE is a Registered Provider with The American Institute of Architects Continuing Education Systems. Credit earned on completion of this program will be reported to CES Records for AIA members. Certificates of Attendance for non-AIA members are available on request.

This program is registered with the AIA/CES for continuing professional education. As such, it does not include content that may be deemed or construed to be an approval or endorsement by the AIA of any material of construction or any method or manner of handling, using, distributing, or dealing in any material or product. Questions related to specific materials, methods, and services will be addressed at the conclusion of this presentation.

---

# Learning Objectives

- Be able to explain to clients, school facilities and parents how dilution helps lower the transmission risk
- Understand when and where to use filtration and other air disinfectants
- Learn how to apply the risk mitigation strategies to schools
- Help clients formulate a re-opening plan for the Fall
- Be able to identify capital vs. operating budgets and how it will impact these projects

---

# Course Outline

Virus Basics

Filtration Technology for schools

UV-C and Oxidation technology schools

Air Side systems Short Term

Air Side systems long term

Nurse's stations

Airflow strategies for where social distancing is not possible

Air flush – Sequence of Operations

Classifications of Building

---

**GET EDUCATED**  
**BUILD A PLAN**  
**WORK THE PLAN**

---

---

# GET EDUCATED

STEP 1

**Know Where you Stand:**  
Gather HVAC plans and System Manuals, educate yourself on your options

STEP 2

**Speed & Cost:**  
Establish your budget

STEP 3

**Prepare:**  
With your HVAC P.E., create your statement of work plan

STEP 4

**Execute Phase 1:**  
Put into place the Fast, short term interim adjustments

STEP 5

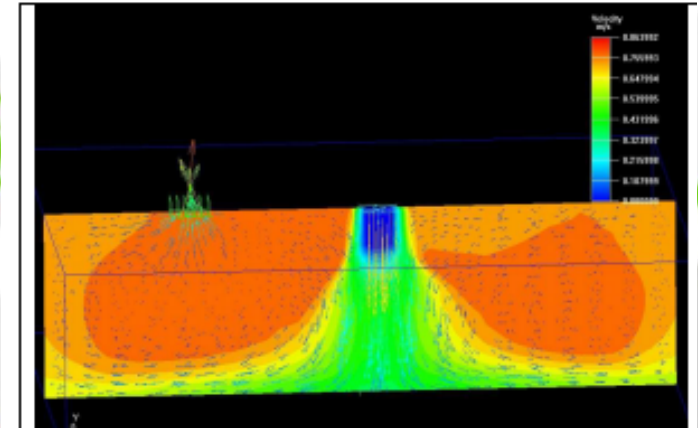

**Execute Phase 2:**  
Mid to longer term projects; harden your buildings

STEP 6

**Audit:**  
Engage your HVAC P.E. to audit and re-certify the building changes

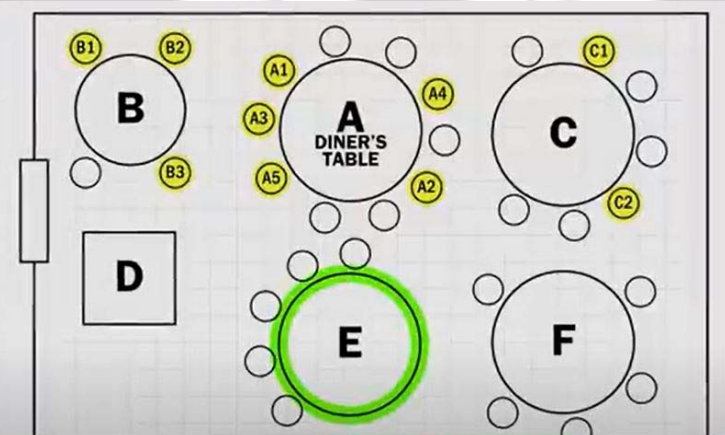
# GET EDUCATED

**Room Air Recirculation can spread contaminants?  
Partitions are not the solution.**



**HVAC diffusers are meant  
to mix the air**

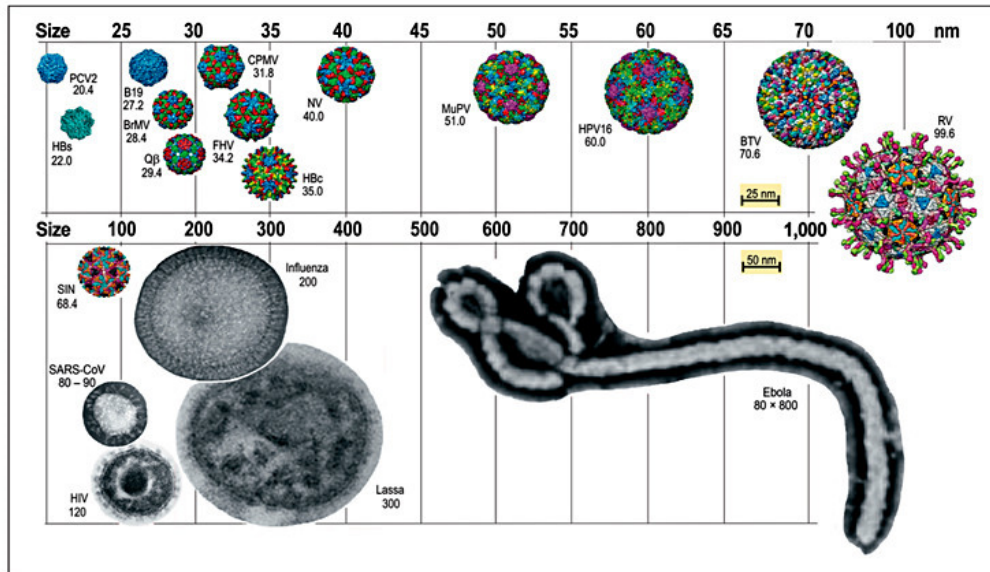
**Chinese restaurant  
case study of  
transmission via  
HVAC**





# GET EDUCATED

## What do we know about Viruses?



For Detailed SARS/COVID guidance:

<https://www.cdc.gov/coronavirus/2019-ncov/index.html>

Coronaviruses are **Enveloped Viruses** — one of the easiest types of viruses to kill with the appropriate approach.

Viruses can be categorized into

**3** groups

### 1. Enveloped Viruses

Easiest to kill

(E.G.: *Influenza A Virus*)

### 2. Large, Non-enveloped Viruses

Difficult to kill

(E.G.: *A Rotavirus*)

### 3. Small, Non-enveloped Viruses

Hardest to kill

(E.G.: *Rhinovirus, Norovirus*)

# GET EDUCATED

## What do we know about Airborne Transmission?

ASHRAE'S (American Society of Heating and Air-Conditioning Engineers):

Transmission of SARS-CoV-2 through the air **is sufficiently likely**... ..  
Changes to building operations, including the operation of HVAC systems, can **reduce airborne exposures**.

**Ventilation** and **filtration** provided by HVAC systems can  
reduce the airborne **concentration** of SARS-CoV-2 and the **risk of**  
**transmission** through the air.



# GET EDUCATED

## Centers for Disease Control

### [CDC Resources/References](#)

CDC provides guidance on the Opening and Continued Operation of Educational Facilities on the CDC website.

CDC is leaving specific decisions up to local jurisdictions and agencies.

CDC guidance states:

“Intensify cleaning, disinfection, and ventilation”

# GET EDUCATED

---

## Know Limitations




Compliance will not mitigate all risks. Guidance is to provide direction on viable means of harm reduction and reduce the risk of transmission.



Many infectious diseases (including SARS-CoV-2) are primarily transmitted through direct person-to-person contact or through large aerosol droplets exchanged at close range (approximately 6 ft).



It is possible to transmit infectious aerosols between spaces through HVAC systems so additional consideration is warranted.

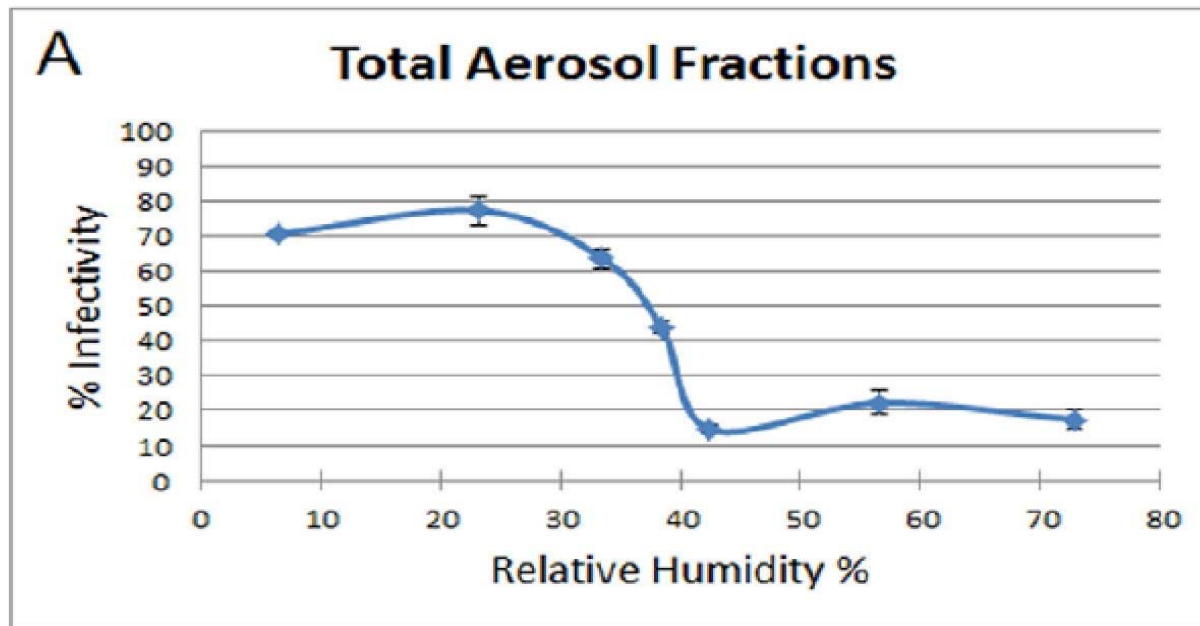


Disinfection of surfaces and Sanitizing procedures are still considered a primary means of mitigation.

# GET EDUCATED

What do we know\* about Airborne Transmission?

Relative Humidity between (40%-60%) slows the Transmission of Viruses



Influenza A  
is the  
subject of  
the study

\*High RH results in  
droplet stability

\* Noti, John D., et al. "High humidity leads to loss of infectious influenza virus from simulated coughs." *PloS one* 8.2 (2013).

\* Wan Yang and Lindsey Mars, "Mechanisms by Which Ambient Humidity May Affect Viruses in Aerosols", 2012 Oct.

# GET EDUCATED

---

## General Concepts

1. Shutdown of HVAC systems is not typically recommended (Environmental) Recommended 72°-76°F 40-60% RH
2. Increase Outdoor Air Rates (Dilution) More is better
3. Improve Filtration (Pathogen Reduction) More is better
4. Permanent Apply air cleaning and disinfecting equipment (Pathogen Reduction)
5. Interim Filtration and Disinfecting equipment (Pathogen Reduction)
6. Air Distribution and Path (Pathogen Reduction)
7. Continuous Monitoring

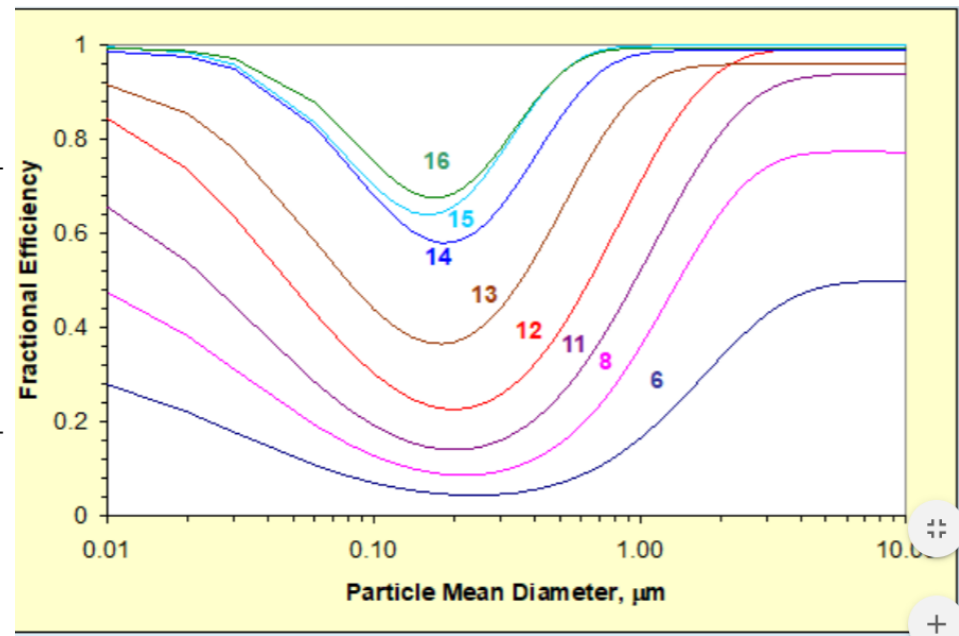
# GET EDUCATED

## Filtration

Target Level for Filtration for Schools is MERV 13 or higher

Std. 52.2 Minimum Efficiency Reporting Value (MERV)	Application Guidelines Typical Controlled Contaminant	Typical Applications and Limitations	Typical Air Filter/Cleaner Type
16	0.30 to 1.0 $\mu\text{m}$ Particle Size All bacteria	Hospital inpatient care General surgery	Bag Filters Nonsupported (flexible) microfibre fiberglass or synthetic media. 300 to 900 mm (12 to 36 in.) deep, 6 to 12 pockets.
15	Most tobacco smoke Droplet nuclei (sneeze)	Smoking lounges Superior commercial buildings	Box Filters Rigid style cartridge filters 150 to 300 mm (6 to 12 in.) deep may use lofted (air laid) or paper (wet laid) media.
14	Cooking oil Most smoke		
13	Insecticide dust Copier toner Most face powder Most paint pigments		
12	1.0 to 3.0 $\mu\text{m}$ Particle Size Legionella	Superior residential Better commercial buildings	Bag Filters Nonsupported (flexible) microfibre fiberglass or synthetic media. 300 to 900 mm (12 to 36 in.) deep, 6 to 12 pockets.
11	Humidifier dust Lead dust	Hospital laboratories	Box Filters Rigid style cartridge filters 150 to 300 mm (6 to 12 in.) deep may use lofted (air laid) or paper (wet laid) media.
10	Milled flour Coal dust		
9	Auto emissions Nebulizer drops Welding fumes		
8	3.0 to 10.0 $\mu\text{m}$ Particle Size Mold	Commercial buildings Better residential	Pleated Filters Disposable, extended surface, 25 to 125 mm (1 to 5 in.) thick with cotton-polyester blend media, cardboard frame.
7	Spores Hair spray	Industrial workplaces Paint booth inlet air	Cartridge Filters Graded density viscous coated cube or pocket filters, synthetic media.
6	Fabric protector Dusting aids		Throwaway Disposable synthetic media panel filters.
5	Cement dust Pudding mix Snuff Powdered milk		
4	>10.0 $\mu\text{m}$ Particle Size Pollen	Minimum filtration Residential	Throwaway Disposable fiberglass or synthetic panel filters
3	Spanish moss Dust mites	Window air conditioners	Washable Aluminum mesh, latex coated animal hair, or foam rubber panel filters
2	Sanding dust Spray paint dust		Electrostatic
1	Textile fibers Carpet fibers		Self charging (passive) woven polycarbonate panel filter

Note: A MERV for other than HEPA/ULPA filters also includes a test airflow rate, but it is not shown here because it has no significance for the purposes of this table.



# GET EDUCATED

## Outside Air Ventilation

- Outside Air requirements are governed by ASHRAE 62.1
- There is no relaxation in the code requirements

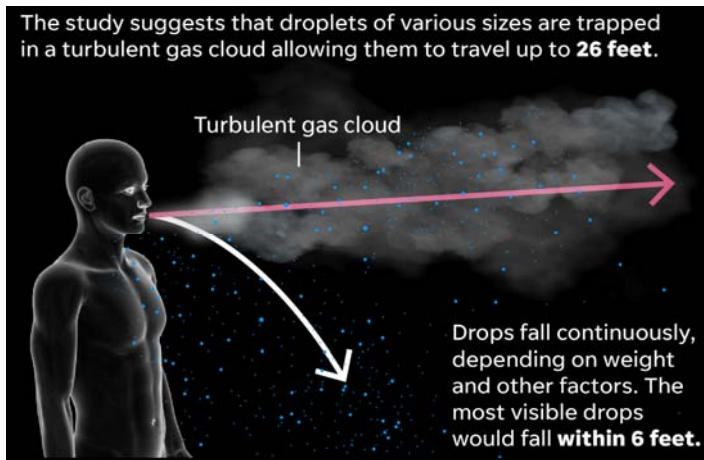


**Outside air ventilation rates should be increased to as much as the systems can accommodate (up to 100 percent), depending on outside climate conditions and the systems' ability to maintain air handling system discharge air conditions, airflow rates, temperature, and humidity conditions necessary in order to maintain good thermal, humidity, and indoor air quality.**



# GET EDUCATED

---



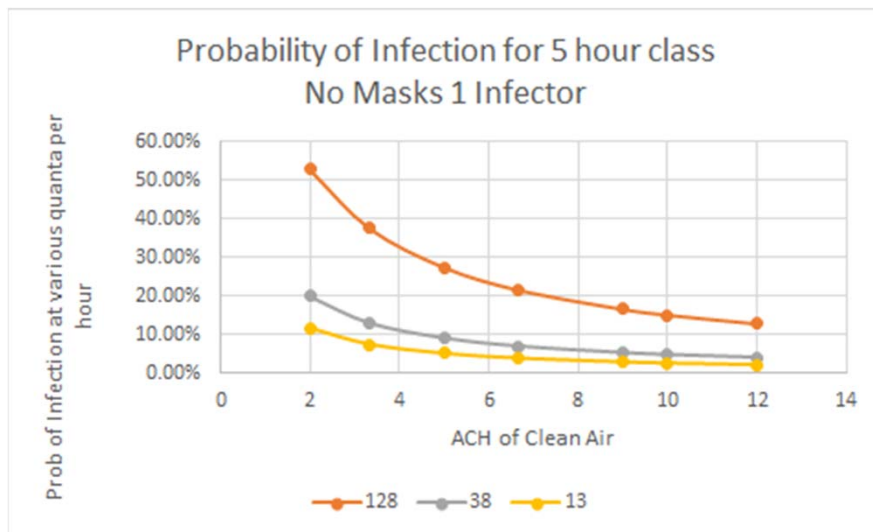
## Air Change of Clean Air

Increasing air change rate can decrease in-room concentration of Infectious Particles or Quanta

There is a point of diminishing return in the reduction of Quanta within a room:

### 6 Air Changes per Hour

An Air Change per Hour is defined as how many times the air in the room is turned over and passed through a filtered device or Outside Air and complies with ASHRAE Std. 62.1 and ASHRAE position document on filtration and cleaning



# GET EDUCATED

---

## What do we know about Aerosol Transmission?

- Thermal Stress reduces the body's ability to fight off infection
- High/Low Humidity affect respiration rates.
- Aerosols likely play a role in Asymptomatic Transmission
- Micro Climates/ Droplet Stability
  - Keep HVAC Operating



# GET EDUCATED



## UV-C and UV Tech to Consider

- Electronic air filters/air cleaners
- **UV-C in ductwork and UV-C in upper-air units**
- UVGI – ultraviolet germicidal irradiation
- UV-A (400-315 nm)
- UV-V (under 200 nm) can generate ozone
- Photocatalytic Oxidation (PCO)
- Bipolar Ionization (Refer to ASHRAE position document)
- Vaporized Hydrogen Peroxide (VHP)
- Pulsed Xenon (Pulsed UV)
- 405 nm visible light (“Near UV”)
  - Virus Kill Effectiveness NOT well documented, see study “the environmental control of epidemic contagion, wells”
- Far UV (205 to 230 nm)
  - Can be harmful to people; limited effect on viruses

Watch out for Ozone

# GET EDUCATED

---

## What about energy efficiency?

There are **8760** hours in a year.

Occupancy is roughly **3000 hours** per year. Recommendations in this presentation are focused on preventing spread of airborne infections without consideration for energy impacts.

We must be energy efficient in the other 5760 hours.

Give your operators the **OPTION** to run their systems in a **Building Air Flush** mode

---

# What is the game plan?

---

**GET EDUCATED**

**BUILD A PLAN**

**WORK THE PLAN**

---

---

# BUILD A PLAN

STEP 1

**Know Where you Stand:**  
Gather HVAC plans and System Manuals

STEP 2

**Speed & Cost:**  
Establish your budget

STEP 3

**Prepare:**  
With your HVAC P.E., create your statement of work plan

STEP 4

**Execute Phase 1:**  
Put into place the Fast, short term interim adjustments

STEP 5

**Execute Phase 2:**  
Mid to longer term projects; harden your buildings

STEP 6

**Audit:**  
Engage your HVAC P.E. to audit and re-certify the building changes

# BUILD A PLAN

---

## Guiding Principles

Do No Harm and Stay informed with correct information

[ASHRAE Infectious Aerosols Position Document](#)

[ASHRAE Environmental Health COVID-19 Emerging Issues Brief](#)

[ASHRAE COVID-19 Preparedness Resource Website](#)

Use your Resources, Education and Experience

Climate conditions

School Policies on occupancy

# BUILD A PLAN

---

## First: Stakeholders Team

Owner

Architect

HVAC Engineer of Record

Building Officials

Installing Contractor(s)

TAB Agents

Building Automation System (BAS) Provider

Commissioning Provider (CxP)

Operators

Maintenance Technicians

Building Users

- Create a District or Campus Health and Safety Committee:
  - Include key stakeholders (environmental health and safety, administration, education staff, operations staff, local healthcare providers)
- Identify Key Reference Standards/Authorities to Follow:
  - Consider OSHA, CDC, State Agencies, Insurance Provider Recommendations
- Review existing maintenance and operations policies and procedures:
  - Custodial Operations
  - Preventative Maintenance
  - Deferred Maintenance



# BUILD A PLAN

---

## Second: Facilities/Maintenance PPE

- Eye Protection and Masks
  - **Surgical or cloth mask** **respiration** filtering
  - Safety glasses (side shields preferred)
  - Face shields
- Disposable Gloves
  - Can be vinyl, rubber, or nitrile
  - Double gloves reduces likelihood of cuts/punctures
  - Can be worn under work gloves if necessary
- After maintenance activities, wash hands with soap and water, or use an alcohol-based hand sanitizer. Change clothes if soiled.

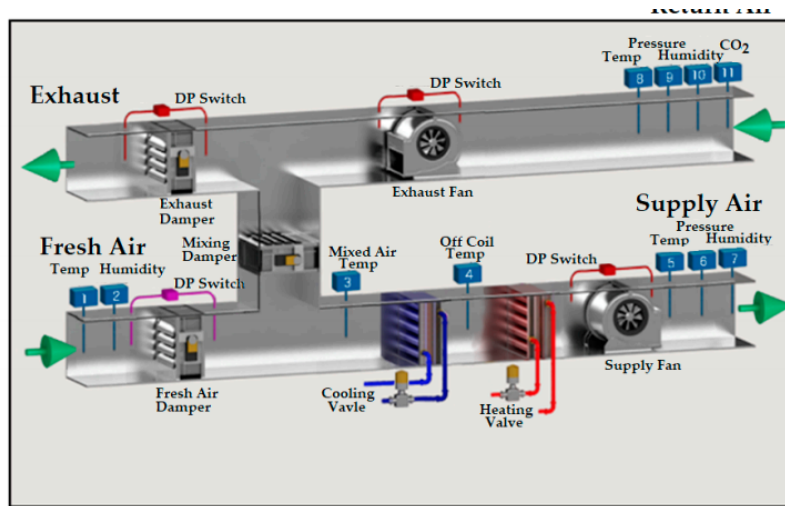


- **Staff needs to wear PPE while doing service calls**
- **Dispose** of filters per OSHA guidelines and treat with CAUTION – Flush with bleach solution before disposing
- Create a **PPE storage** area with decontamination ability

# BUILD A PLAN

## Third: Get Organized

- **Baseline/Indoor Air Quality** – Professional Engineer
  - *Check Temps and Humidity – find out how much OA you have*
- **Maintenance** - Prioritize HVAC backlog – Building Engineer
  - *Ex: Outside Air Dampers, building management systems*



# BUILD A PLAN

---

## Fourth: HVAC Pre-Assessment

### Gather Information- Administrative Phase

Consult **original design** and construction teams and professionals when available

Gather **Manuals** and maintenance information on systems in place

Review **Filter Order** information for existing MERV 13 or higher

Work with contract service providers – verify contract roles and responsibilities and response times. Review Force Majeure clauses with legal counsel before an event occurs.

Work with vendors and procurement officers to make sure supplies will not be interrupted

Understand your **Building Management System (BMS)**

# BUILD A PLAN

---

Assess existing systems and equipment

- Break into simple modifications and systems not requiring significant changes

Document all deficiencies

Engage External Resources as needed to Complete assessments where time or technical resources are limited

Develop a repair plan facility by facility and on equipment level

Develop sequences of Operation for

- Normal Occupied Mode
- Normal Unoccupied Mode
- Emergency shutdown
- Partial shutdown
- Starting back up after an event – re-occupancy

# BUILD A PLAN

---

## Sixth: Develop Playbooks for Circulation

- **Entry/Circulation** - Security and Entry Protocols
  - *Phased entry, thermographic scanning, disinfection protocols, questionnaire, telepresence*
- **Operational** - Touchless Systems and Circulation
  - *Water fountains, Water Bottle Fillers, Revolving Doors, Elevators*



# BUILD A PLAN

---

## Financial Budgeting

As you establish a budget include the four main factors

- 1) Cost per building or per system
- 2) Speed of implementation – done by the Fall of 2020?
- 3) Level of Risk Mitigation
- 4) Increase maintenance and staffing needs, such as extra cleaning and disinfecting

---

# Easy to Implement Recommendations – Short & Long Term

**GET EDUCATED**

**BUILD A PLAN**

**WORK THE PLAN**

---

---

# WORK THE PLAN

STEP 1

**Know Where you Stand:**  
Gather HVAC plans and System Manuals

STEP 2

**Speed & Cost:**  
Establish your budget - **\$5,000** will get you started

STEP 3

**Prepare:**  
With your HVAC P.E., create your statement of work plan

STEP 4

**Execute Phase 1:**  
Put into place the Fast, short term interim adjustments

STEP 5

**Execute Phase 2:**  
Mid to longer term projects; harden your buildings

STEP 6

**Audit:**  
Engage your HVAC P.E. to audit and re-certify the building changes



# WORK THE PLAN .

## Roll Out

Distribute the plan to all stakeholders

Walk the facility with all stakeholders

Consult insurers, legal counsel as necessary

Consult local, state and federal regulators, as necessary

Collaborate with stakeholders to plan for modifications to operations

Organize pricing of the plans and schedule

Continue routine and scheduled maintenance

Keep good records!

# WORK THE PLAN

## Easy to Implement Sample Recommendations – *Short Run*


- Add **HEPA or MERV13/14 filters** to AHU's
  - Compensate for reduction in airflow – filter change impact to be evaluated with HVAC Professional
- Remote operation of BAS systems where possible
- Introduce **Portable HEPA/UV-C Machines**
- Consider temperature readings for everyone entering building
- PPE storage cabinet
- Test operations of **Heat Wheels**
- **Evaluate** Exhaust Fans, create a non-occupied air flush routine
- Recommend two hours before and two hours after occupancy
- If there is a DOAS – **Increase OA – strive for dilution**



# WORK THE PLAN

## Recommendations – *Future Strategies to the Plan*

- Ability to keep classrooms and corridors under either positive or negative pressure
  - Ducted return no plenum return in areas of high risk
- Evaluate by climate zone, **DOAS** with energy recovery per ASHRAE 90.1
- Convert all AHU's to operate with **MERV 13/14 or HEPA**
- Assess for all AHU's to include UV-C
- All AHU's to have humidifiers to maintain 40% RH
- Operator to switch to "**Building Air Flush**" Mode
- Disinfectant **Mats** at all entrances
- Mailroom and Loading isolation
- Consider airflow paths, **supply high/return low**
- Upgrade Restrooms Exhaust to minimize transmission
- Have filtration strategies for systems reviewed by HVAC Professional



# WORK THE PLAN —

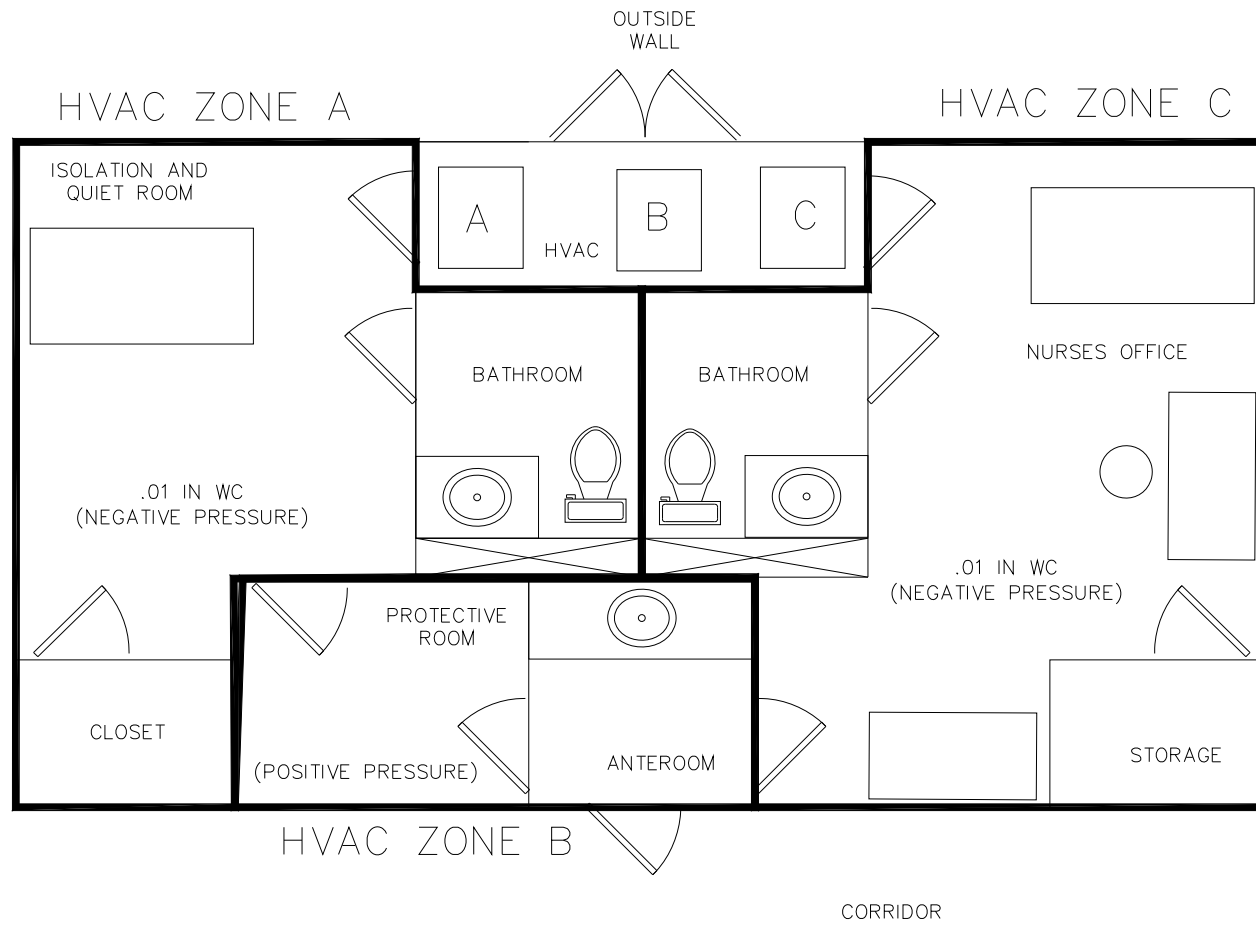
## Recommendations – *Long Run – specialized areas*

- Nurses Stations
  - Isolation rooms – Follow ASHRAE 170
  - Conduct on risk assessment by area
  - Provide one isolation per 500 students (minimum of 2)
  - 100% Outside Air unit
  - Anteroom/Protective Equipment Room
  - Normal non-isolation nursing station
  - Biohazard waste and PPE storage
  - Dedicated HVAC



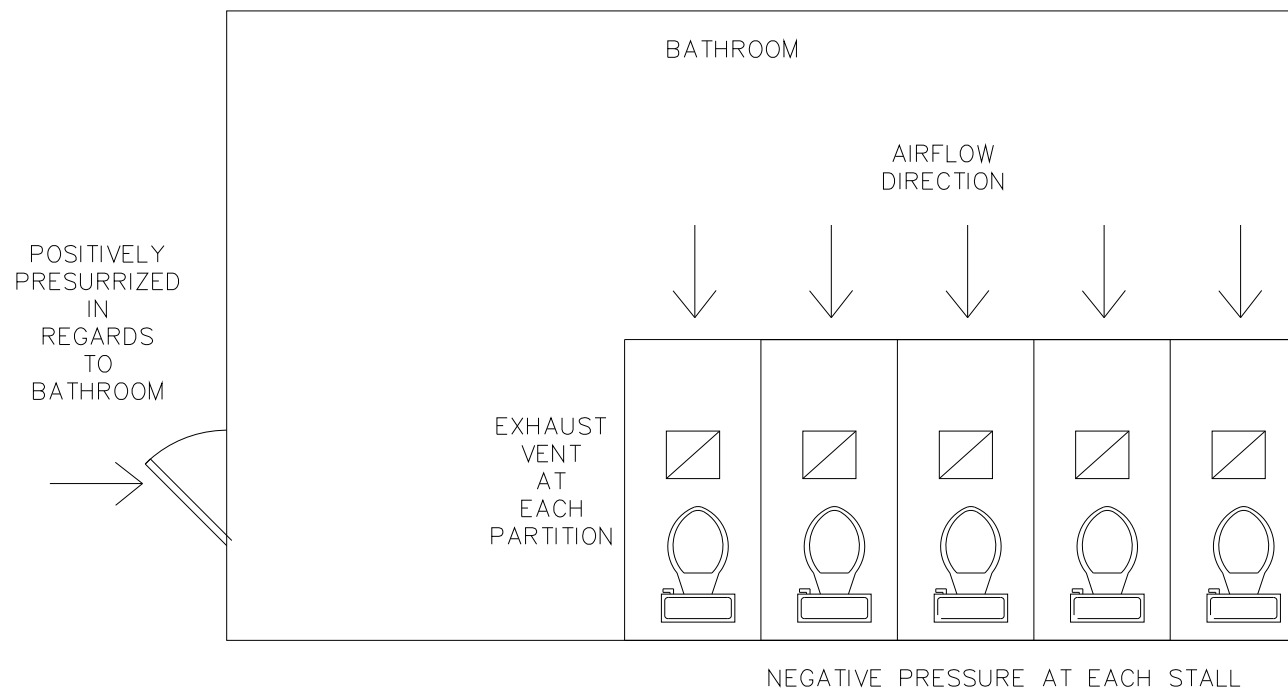
# WORK THE PLAN

## Recommendations – Long Run – specialized areas



# WORK THE PLAN

Recommendations – Long Run – Areas where you can't social distance



Survival of Severe Acute Respiratory Syndrome Coronavirus, Dept. of Health Hong Kong, extended survival in stool samples vs. air

# WORK THE PLAN

STEP 1

**Know Where you Stand:**  
Gather HVAC plans and System Manuals

STEP 2

**Speed & Cost:**  
Establish your budget

STEP 3

**Prepare:**  
With your HVAC P.E., create your statement of work plan

STEP 4

**Execute Phase 1:**  
Put into place the Fast, short term interim adjustments

STEP 5

**Execute Phase 2:**  
Mid to longer term projects; harden your buildings

STEP 6

**Audit:**  
Engage your HVAC P.E. to audit and re-certify the building changes

# Questions?

## ASHRAE SCHOOLS TECHNICAL TASK FORCE COVID-19@ASHRAE.ORG

### Instructors:

**Raj Setty, P.E.**

SETTY

rsetty@setty.com

**Keith Hammelman, P.E.**

CannonDesign

khammelman@CANNONDESIGN.COM

**Corey Metzger, P.E.**

Resource Consulting Engineers, LLC

corey.metzger@resourcece.com





---

# Evaluation and Certificate

- ❑ ASHRAE values your comments about this course. You will receive your Certificate of Attendance when you finish the online course evaluation form at this URL:  
<https://www.ashrae.org/2020june16>  
Be sure to add your appropriate license numbers.
- ❑ If you have any questions about ASHRAE Certificates, please contact Kelly Arnold, Professional Development Coordinator, at [karnold@ashrae.org](mailto:karnold@ashrae.org).
- ❑ If you have any questions about ASHRAE courses, please contact Tiffany Cox, Course Administrator, at [tcox@ashrae.org](mailto:tcox@ashrae.org).

---

# Explore ASHRAE Learning Institute Courses

<https://www.ashrae.org/instructor-led-courses>

## Find a Topic that Fits You:

- Commissioning
- Energy Efficiency
- Environmental Quality
- HVAC&R Applications
- Standards and Guidelines



See all the ways to learn and grow with ASHRAE at:

<https://www.ashrae.org/professional-development/learning-portal>

# ASHRAE Professional Certification

Visit [www.ashrae.org/certification](http://www.ashrae.org/certification) to learn more:

- ✓ More than 3,000 certifications earned to-date
- ✓ Elevate your reputation among peers, in the workplace and among clients
- ✓ NEW! Digital Badging:



- Embedded [metadata](#) uniquely linked to you
- Shareable in electronic media, including LinkedIn and email
- Instant recognition, with real-time, third-part verification

