




Qualità
LIGHTING SOLUTIONS


**Lock
&
Lock**

In order to help our customer to lower labor cost during installation, our Lock&Lock series tri-proof light's end-cap is designed specially. With screw-free lock buckles on each end, it can be open very easily so that customers can rewire into the terminal inside the housing. And 3XL, 3x1.5mm², 3x2.5mm², 5x1.5mm² and 5x2.5mm² wire through are all for option to be linkable in series.





3-core Terminal




5-core Terminal

With Terminal Inside

3 core or 5 core terminal is available to be rewired inside easily



Power Adjustable



CCT Adjustable

With DIP Switch

The DIP switch on each end of the end cap can be used to adjust the power or color temperature



One Connector




Two Connectors

PG connector

The PG connector on each end cap can be extended to 2pcs in order for easy connection

Wire Through



With Wire Through

3x1.5mm² / 3x2.5mm² / 5x1.5mm² / 5x2.5mm² wire though are all available to be linkable in series

Linkable in Series



Linkable

Linkable in series. Loading capacity is up to 14400w