



# OPEN THE BOOKS™

A Project of American Transparency

## SNAPSHOT™ Transparency Report VILLAGE OF FLOSSMOOR

### BACKGROUND

You can not complain about Washington, D.C. or your state capitol if you do not take the time to hold your local units of government accountable for their tax and spend decisions. Please use this report as a starting point to begin the process of asking questions and demanding answers of your elected officials. To learn more, go to our website at [www.openthebooks.com](http://www.openthebooks.com), or download our award winning mobile app, **Open The Books**- free for Apple & Droid.

### VISION

An America where any citizen can easily find virtually all information regarding how their Federal, State, and Local governments spend the taxpayers' money.

### MISSION

Our mission is to place "every dime online" of all government spending – Federal, State and Local – in an easy to access manner, empowering citizens to expose and curtail wasteful practices and ensure the more efficient allocation of government resources.

### FOR COMPARISON PURPOSES:

**AVERAGE SOCIAL SECURITY RETIREMENT: \$15,528 per year**

### AVERAGE PER PERSON INCOME:

Champaign County	\$24,553	Rock Island County (Quad Cities)	\$25,071
Cook County	\$29,335	Sangamon County (Springfield)	\$28,394
DuPage County	\$37,849	St. Clair County (Metro East)	\$24,770
Jackson County (Carbondale)	\$19,294	Winnebago County (Rockford)	\$24,008
Peoria County	\$28,157	<b>State of Illinois</b>	<b>\$28,782</b>

Source: 2010 US Census Data

### About OpenTheBooks.com:

OpenTheBooks.com is the education project of American Transparency- a non-profit, non-partisan 501(c)3 organization. The mission and vision follow the promise of founder Adam Andrzejewski's 2010 gubernatorial campaign pledge to post "Every Dime. Online. In Real Time." Today, over 1.3 billion lines of public spending are posted from the federal, state and local level across America. *The Wall Street Journal* published Andrzejewski's editorial "Track Government Spending on Your Phone." Andrzejewski appeared on John Stossel's special *Innovation Nation 2013* and *FOX's The Independent's*, and his work has been recognized in *USA Today*, *Investor's Business Daily*, *HBO's Bill Maher blog*, *Forbes*, *National Review*, *Washington Examiner*, *Washington Times*, *Sunlight Foundation*, *Chicago Tribune*, *Daily Herald* and many others.

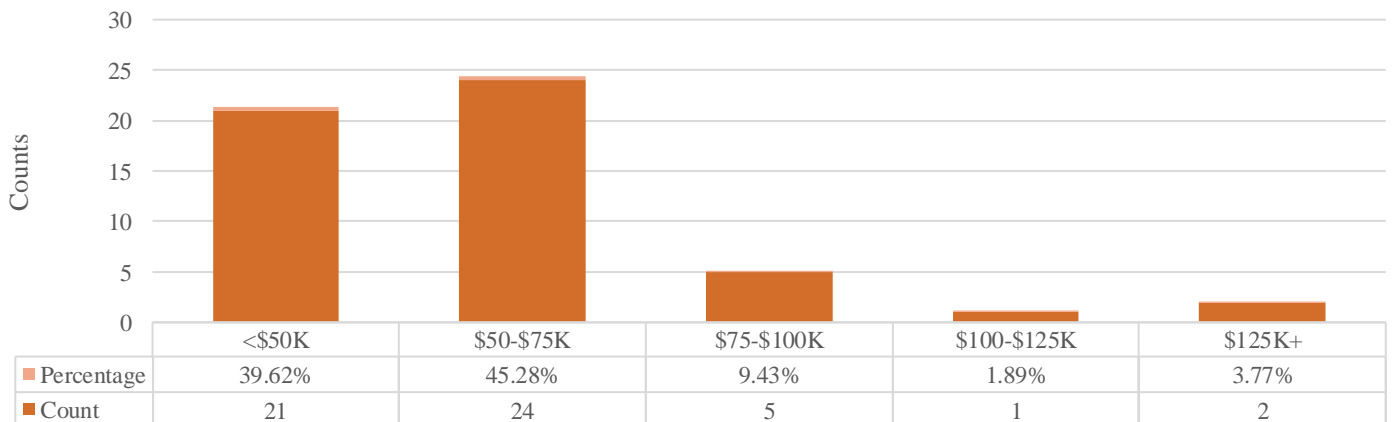
**DOWNLOAD OUR FREE "OPEN THE BOOKS" MOBILE APP IN THE APPLE & GOOGLE PLAY STORE**

### Top Salaries

In the latest fiscal year available at OpenTheBooks.com, the Top 25 SALARIES are displayed below. These salaries represent only “pensionable” salary—the annual amount that figures into the eventual calculation of the employees retirement annuity. These figures are not total cost which includes perks & pension benefits.

Year	Name	Salary
2015	Wachtel Bridget A	\$153,774
2015	Bordui Scott R	\$128,817
2015	Brunke John S	\$124,590
2015	Snyder Mark J	\$91,790
2015	Millen Megan W	\$91,639
2015	McCarthy Brian E	\$79,104
2015	Gawczynski Janice B	\$78,859
2015	Hinton Aldric J	\$77,817
2015	Richardson Kimberly D	\$73,950
2015	Murphy Rocky G	\$73,689
2015	Langefeld Clinton E	\$67,062
2015	Long Kevin K	\$66,095
2015	D'apice Christopher B	\$65,902
2015	Tucker Blaise A	\$65,014
2015	Gritzenbach Deborah L	\$63,522
2015	Armstrong Clarence B	\$63,424
2015	Schmidt Kenneth S	\$63,286
2015	Bugner Scott M	\$62,787
2015	Anczer Anthony S	\$62,290
2015	Danaher Sue A	\$61,122
2015	Wegmann Kimberley J	\$58,880
2015	Wheeler Linda C	\$58,770
2015	Armsbury Josephine A	\$58,507
2015	Jones Ryan N	\$58,208
2015	Jarvey Donna M	\$58,012

### Salary Ranges

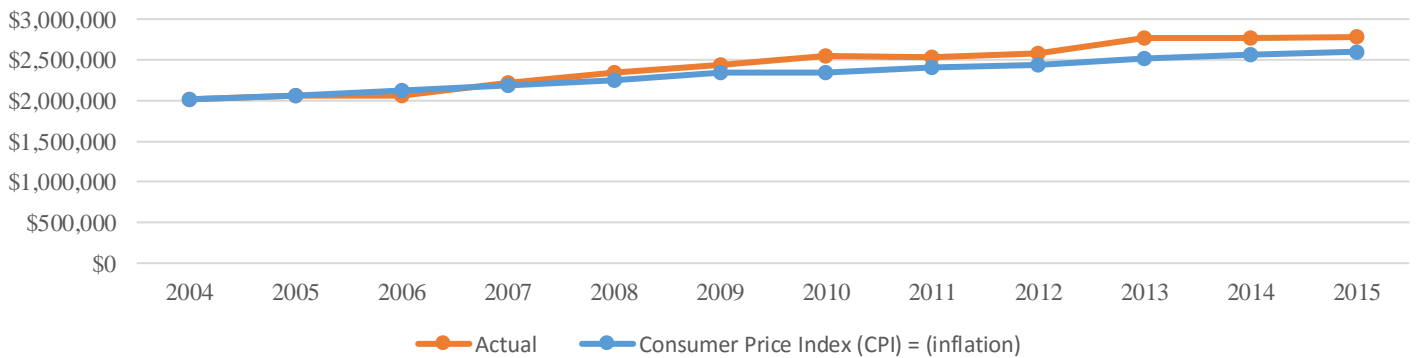


**Total Annual Salaries and Employee Counts**

Year	Actual				Consumer Price Index (CPI)	
	Count	Salary	% Change	Avg Salary	Salary	% Change
2015	53	\$2,778,976	0.39%	\$52,434	\$2,599,537	1.67%
2014	52	\$2,768,071	-0.10%	\$53,232	\$2,556,838	1.70%
2013	50	\$2,770,881	6.80%	\$55,418	\$2,514,099	3.00%
2012	51	\$2,582,439	1.97%	\$50,636	\$2,440,872	1.50%
2011	51	\$2,531,598	-0.31%	\$49,639	\$2,404,800	2.70%
2010	49	\$2,539,351	4.18%	\$51,823	\$2,341,578	0.10%
2009	47	\$2,433,326	3.55%	\$51,773	\$2,339,238	4.08%
2008	51	\$2,346,914	5.88%	\$46,018	\$2,247,539	2.50%
2007	47	\$2,208,949	7.10%	\$46,999	\$2,192,721	3.40%
2006	50	\$2,052,088	-0.68%	\$41,042	\$2,120,620	3.30%
2005	49	\$2,066,141	2.49%	\$42,166	\$2,052,875	1.90%
2004	47	\$2,014,598	--	\$42,864	\$2,014,598	--
			31.27%			25.85%

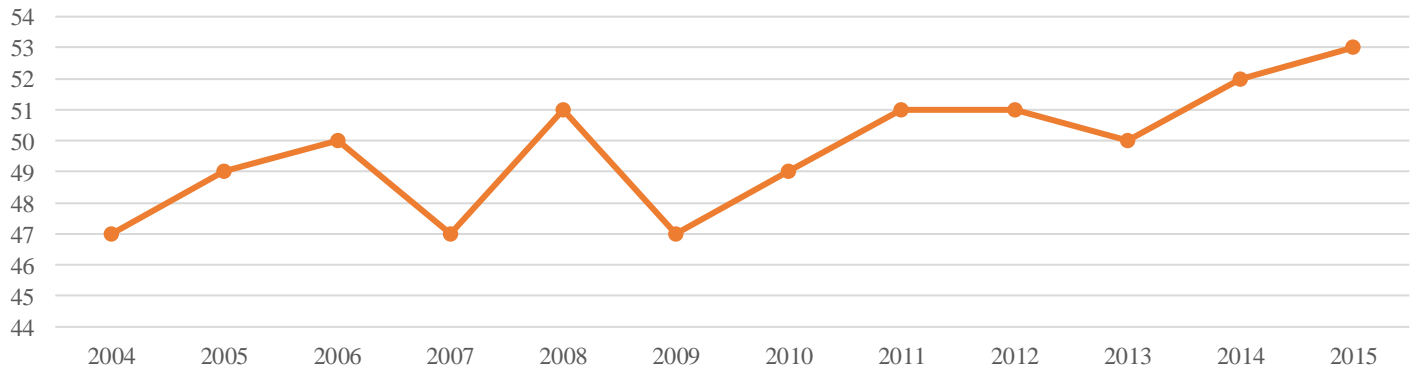
**FACT: Since 2004, Total Annual Salaries has increased by +20.97% over Consumer Price Index (CPI) = (inflation)**

**Total Annual Salaries**



**FACT: Since 2004, Total Annual Salaries have increased by +\$764,378 or +37.94%**

**Total Employee Counts**



**FACT: Since 2004, Total Employee Counts have increased by +6 or +12.77%**

### Top Pensions

The "TOP 25 PENSIONS" (below) are CURRENT payments NOT initial amounts. These LIFETIME pensions annually RISE by the GREATER of 3% or inflation. "CONTRIBUTION:" the total dollars invested by individual employees when actively working- STATE TAXPAYERS fund the rest of payout. At death, LIFETIME half payments continue to legal partners.

Year	Name	Annual Annuity	Retirement Date
2015	Buenzow Greg E	\$86,572	6/1/2010
2015	Glassford Peggy A	\$83,477	2/1/2005
2015	Ellis Bruce L	\$71,427	5/1/2005
2015	Finn Patrick J	\$66,162	1/1/2014
2015	Delucia David A	\$54,036	6/1/2011
2015	Mashburn Stanley S	\$38,101	3/1/2008
2015	Canfield Dolores J	\$33,526	7/1/2002
2015	Bala Karen A	\$23,234	2/1/2009
2015	Sgro Patricia L	\$23,135	6/1/2005
2015	Davis Margaret J	\$21,040	6/1/2000
2015	Hartill Traver E	\$20,286	2/1/2014
2015	Crawford Joyce	\$20,129	1/1/2000
2015	Dewit Dariel J	\$16,619	5/1/2012
2015	Smith Linda L	\$15,107	10/1/2013
2015	Keiss Richard W	\$12,024	2/1/2012
2015	Whitman Joan C	\$11,847	2/1/2004
2015	Mireles Mary L	\$11,830	4/1/1997
2015	Davis Marilynne B	\$11,189	4/1/2001
2015	Hart Geraldine L	\$9,746	4/1/2003
2015	Kelly Priscilla A	\$9,579	9/1/2002
2015	Himmel Joyce	\$7,943	7/1/1994
2015	Gibbon Kenneth C	\$7,172	4/1/2009
2015	Walsh Joan E	\$5,921	8/1/2006
2015	Degutys Ruth A	\$4,953	7/1/1983
2015	Leaddon Sylvia A	\$4,891	11/1/1994

### Annual Pension Ranges

