




I'm not robot



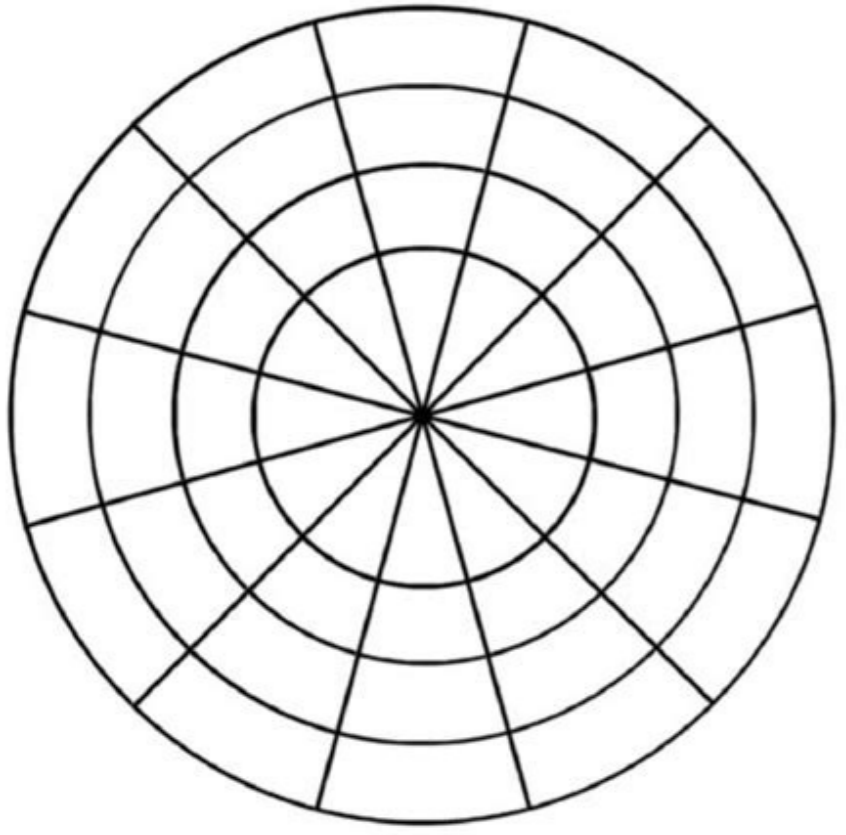
Continue

Color wheel worksheets printable

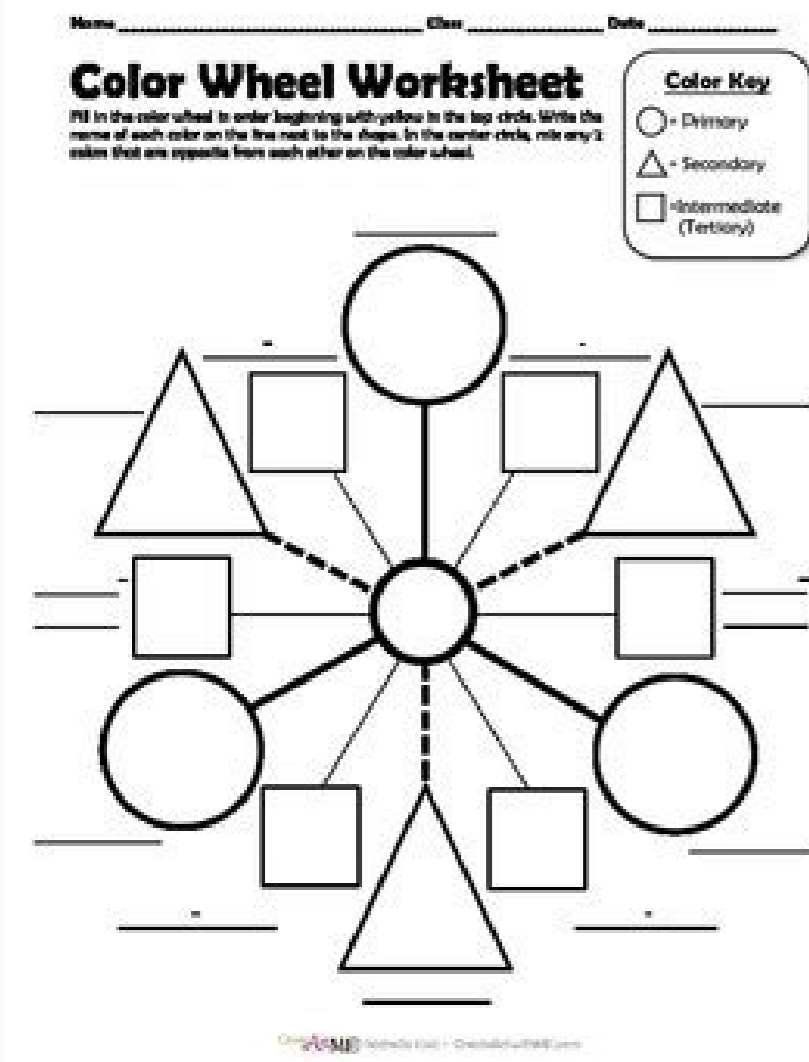
Color wheel worksheet answers. Free printable color wheel worksheets. Printable color wheel worksheets.

Identifying colors is one of the first things we teach our little ones. Some of the first sight words learned are the color words.

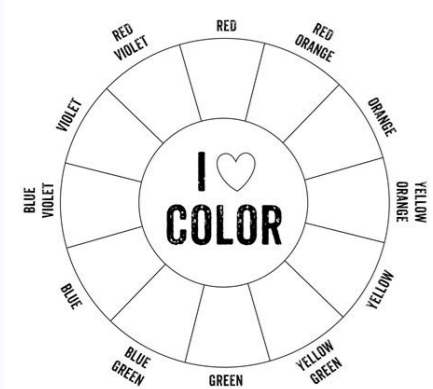
Color Wheel
Blank Template 3



Color is a language even the smallest people understand. This free color wheel printable and color theory worksheet is a natural place to start. Color is basic...The elements of art are the building blocks for being able to talk about (and create) art. I believe the elements of art are such great building blocks for a well rounded visual education that I created a huge series of free printables to help you teach them and a full year visual arts curriculum built on the elements of art! Once my kids have an overview of what the elements of art are I like to focus on one element at a time, in a little more depth. Color is an obvious choice; who doesn't love color?Free color wheel printable...This printable provides an introduction to color theory perfect for the older elementary to middle school gang. It's done in black and white, with plenty of space for your artists to fill in their own colors! Markers, paint, colored pencils, or crayon- almost any media is acceptable for this color wheel printable.Color theory vocabulary...The following vocabulary is included; primary colors, secondary colors, warm & cool colors, analogous colors, value, and complementary colors. Definitions are all right there on your printable for easy referral and independent student work! I love introducing even my youngest artists to vocabulary like these color theory definitions. Getting kids used to talking about their artwork and the art of others makes it much easier to keep doing so as they get older!The big picture... Color seems like such a simple concept. Even the youngest kids know about colors. But give your artists time to really sink in and explore the ideas of color theory. This printable color wheel is just a baby step. Read books about color, and explore color mixing through process art activities like this and this!Do you want this printable color wheel for your kids?Do you want a copy of this printable color wheel for your kids to color and learn from? This color theory resource is free for Kitchen Table Classroom subscribers.Use the form below to become a subscriber. Then check your email and confirm that you really meant to subscribe. Upon confirmation you'll receive the PDF immediately!You'll also become a KTC subscriber and begin to receive my newest fun projects and printables right in your inbox! Are you already a KTC subscriber...If you are already a subscriber- thank you! You can still go through this same process to grab this printable color wheel. It's quick and easy! You won't be sent duplicate emails- I promise.After you become a KTC subscriber you'll also receive a password to my Free Resource Library where you can find this color wheel for kids and browse all the free printables in one easy place! (I'm talking hundreds of free pages!)Let's learn about color together...Grab your crayons, colored pencils, or oil pastels and let's learn about color together! I'll walk you through creating your own color wheel, ROYGBIV, warm and cool colors, complementary colors, analogous colors, and value.Every single share helps me to bring you more free printable resources, like this printable color wheel, and fun projects! Affiliate links may have been used in this post. FREE offers are often time-sensitive and may be limited time only.My children do art in our homeschool every afternoon in different ways. They love to draw, paint, chalk, craft and watch art videos. I am always on the lookout for more ways that I can help teach them about art. A great way to do this is by giving them a color theory worksheet, a color wheel and lots of fun printables. Basic Color Theory I have always enjoyed giving my kids the freedom to be creative, and try whatever they would like. We are constantly making trips to the craft store for new art mediums to try out for fun. I now have one in high school and realized that we haven't done a formal art class! I was nervous they would be missing out on some solid concepts, like an introduction to basic color theory. Do they even know what the elements of art are? Do my kids know what the proper use of colors is? How do colors come together like what is shown in a color wheel? What are complimentary colors and how do you choose colors from a color palette? A color theory worksheet is useful for helping your child understand colors. These are all questions that I knew I wanted them to learn. Thankfully, there are many free printables and lessons available. You don't need to buy a formal art curriculum to learn at home in a fun and interesting way. Homeschool Art Supplies Before you start, make sure you pick up a pack of good colored pencils. Our absolute favorite pencils to use are Prismacolor Colored Pencils because of their bright colors. They sharpen well, have a true, pure color and last forever. A good quality, mixed-media paper will be good to have on hand for color-mixing too, and possibly a cheap color palette (or just use a paper plate!). Elements of Art Printables and Worksheets The elements of art are the visual components of color line, shape, texture, color, value and space. These color theory worksheets will help you teach all of these elements in a fun and engaging way. 3 Helpful Elements and Principles of Art Printables - This printable teaches the traditional elements and principles of art in a simple poster format.



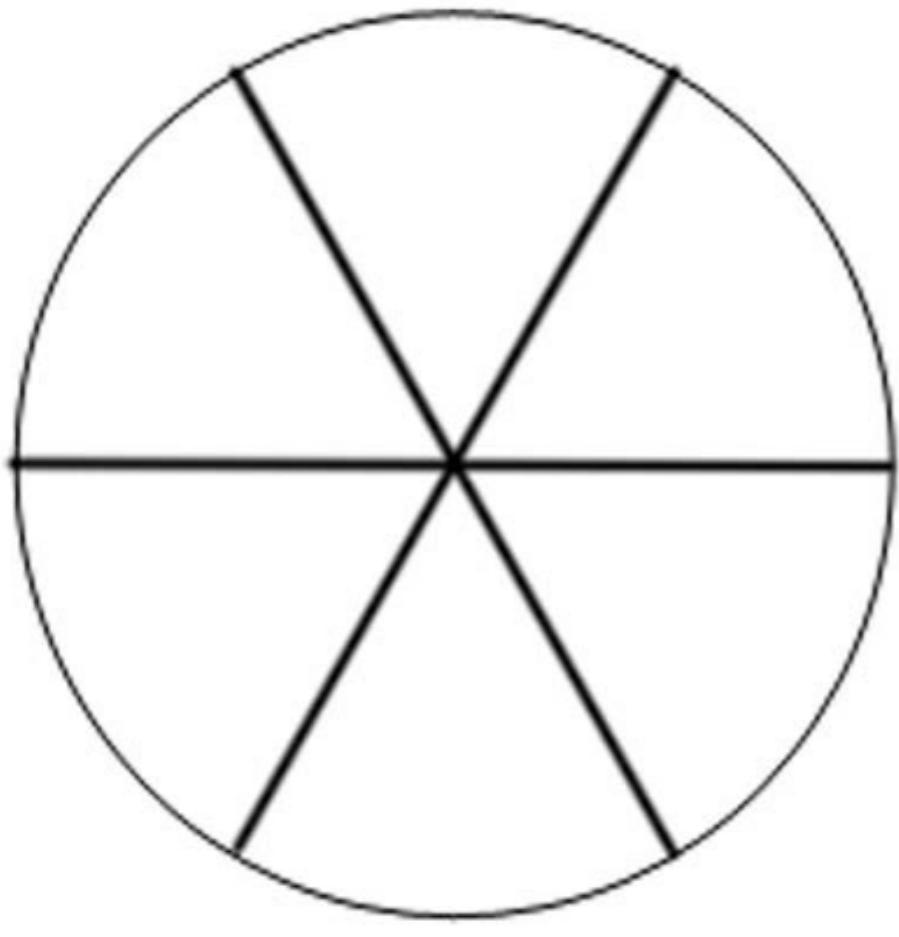
Elements of Art Printable Posters - 7 different printable posters that show the different elements and types of art. The Formal Elements of Art for Kids Printable Book and Worksheets - This is such an amazing resource, and a great introductory formal lesson to art and was exactly what I had been looking for my homeschool. Intro to Color Theory - Teach the element of art and color with this free printable and a color wheel for your children to color in on their own. The Elements of Art Lesson Plans Free Elements of Art Program - This art program has a series of lessons, individual units and a set of worksheets. We particularly like the Lesson Plans for Beginners Part 1. This introduces and covers the different elements of art with videos, warm ups and assignments. How to Teach the Elements of Art to Preschoolers - Introduce your preschoolers to the element of art with these fun ideas and art lessons. The Elements of Art Teacher Lesson Plans - A great unit study and lesson plan from the National Gallery of Art for elementary grades. Art School: The Elements of Art Video Lessons - Explore the basic elements of art in this short video teaching series and get a better understanding of color theory. The Color Wheel Printables and Worksheets A color wheel printable and color theory worksheets are great reference tools to keep in an art notebook.



Your kids will appreciate being able to look back on them as they are creating art. It will help them remember the colors of the spectrum they should be using for a specific project. Learn Color Theory with this Design Your Own Color Wheel - This color theory worksheet will help your kids design their own color wheel. Color Wheel Worksheet - Download this free color wheel worksheet and PowerPoint presentation and learn all about the use of colors. How to Make a Basic Color Wheel with Primary Art Lesson - Learn how to make a basic color wheel and learn about primary colors, secondary colors, and how to use warm colors and cool colors in this video. Printable Color Wheel and Intro to Color Theory - Teach the element of color with this printable color theory worksheet and art video. Color Wheel Games & Activities Nature Color Wheel Printable and Activity - Go on a nature hunt to find the colors in nature to clip to your color wheel. I love this nature art activity. Montessori Inspired Color Wheel Activities - If you love the Montessori way of learning you will appreciate these amazing color wheel ideas. Color Wheel Game for Kids - Make your own color wheel game with this fun color theory worksheet. Printable Color Wheel Activity - Mix primary colors to make secondary and tertiary colors in this color theory worksheet - a basic introduction to the color wheel. Playdough Color Mixing Color Wheel Activity - Create your own wheel by mixing different playdough colors together in this fun hands-on activity. Create a Tissue Paper Color Wheel - This is a great color mixing activity for preschoolers to get involved in. Color Wheel Painting Color Wheel Painting Water Color Paint Project - Mix water color paints together to create a pretty watercolor wheel. Paint Your Own Color Wheel Activity Sheet - Fill in the color wheel by mixing your own paints and painting it in. Teaching Color Symbolism A fun way to teach your children about the way that colors and symbols have been used is by studying world flags. We have a free Color Symbolism in World Flags Notebooking Unit that teaches what is special about each flag. Kids can even color the flags following the key in the unit. Sarah is a wife, daughter of the King and Mama to 4 children (one who is a homeschool graduate)! She is an eclectic, Charlotte Mason style homeschooler that has been homeschooling for almost 20 years..

Name _____

Below is a blank color wheel. You will receive 3 colors to fill in the color wheel (red, yellow, and blue). Use these colors to fill in the color wheel. Make sure the primary colors and the secondary colors are in the correct order and make sure to mix the colors correctly to include all 6 colors of the color wheel.



She is still trying to find the balance between work and keeping a home and says she can only do it by the Grace of God, and Coffee! This post may contain affiliate links, which help to support this site if you make a purchase through one of our links. As an Amazon Associate I earn from qualifying purchases. These blank color wheel printables are great for practicing and teaching color theory or also make fun coloring pages! This post contains affiliate links, which help to support this site at no extra cost to you when you make a purchase through one of our links. I have some fun new printables to share with you all today - Color Wheels! Since I was a kid, I have loved coloring, color theory, mixing colors - pretty much all things colors! Color Wheels are definitely a big part of that love. There is just something so satisfying about seeing all of the colors together! Plus they are useful. Color wheels make it easy to understand color mixing and create beautiful color schemes. Besides being great teaching tools, color wheels are pretty. I love a color wheel inspired art project. My DIY Color Wheel Art is one of my favorites.

To celebrate my love of the color wheel I have created a few different color wheel printables to share! There are two different basic designs - a standard circle design and a happy daisy design. Below, you will find blank, labeled, unlabeled, and colored in versions of these designs, so hopefully you will find a color wheel printable that works for you! Find the page you want to print below. Click on either the image of the color wheel you want to print or the text link below it. A printable PDF of the color wheel will open in a new window. Print out the PDF on Letter sized paper (8.5" x 11"). Color! I colored in my color wheels with colored pencils and tried to blend the colors together, but markers would also work well. You could also paint in your color wheel with watercolors! If you want to paint your color wheels, try printing one of the blank color wheel designs on watercolor paper. (Here's a good tutorial on printing on watercolor paper.) Ready to grab those free printables? Labeled 12 Section Blank Color Wheel Unlabeled Blank Color Wheel Labeled 12 Section Color Wheel Labeled Blank Happy Daisy Color Wheel Unlabeled Blank Happy Daisy Color Wheel