

Detroit Muscle

Sample ID: BIA251201S0044
Strain: HL-14
Harvest Lot:
Matrix: Plant
Type: Flower - Cured
Sample Size: 5 g
Lot#:

Produced:
Collected:
Received: 12/03/2025
Completed: 12/12/2025
Batch#:

Client:
Green Castle
Lic. #
853 RT 15W
Johnson, VT 05656



Summary

Test	Date Tested	Result
Sample		Complete
Cannabinoids	12/11/2025	Complete
Moisture	12/07/2025	8.70% - Complete
Water Activity	12/07/2025	0.403 aw - Complete
Terpenes	12/08/2025	Complete
Microbials	12/10/2025	Complete

Cannabinoids

Completed

27.41% Total THC					0.09% Total CBD					33.78% Total Cannabinoids				
Analyte	LOQ	Results	Results	Mass	Analyte	LOQ	Results	Results	Mass	Analyte	LOQ	Results	Results	Mass
	mg/g	%	mg/g	mg/serving		mg/g	%	mg/g	mg/serving		mg/g	%	mg/g	mg/serving
CBDVa	0.0003	<LOQ	<LOQ		CBCVa	0.0003	<LOQ	<LOQ		Total THC		27.41	274.10	
CBDV	0.0003	<LOQ	<LOQ		CBNa	0.0003	<LOQ	<LOQ		Total CBD		0.09	0.91	
CBDa	0.0005	0.10	1.0		Δ^9 -THC	0.0005	0.26	2.6		Total		33.78	337.78	0.00
CBGa	0.0005	1.50	15.0		Δ^8 -THC	0.0003	<LOQ	<LOQ						
CBG	0.0005	<LOQ	<LOQ		Δ^{10} -THC*	0.0002	0.35	3.5						
CBD	0.0005	<LOQ	<LOQ		CBL	0.0005	<LOQ	<LOQ						
THCV	0.0003	<LOQ	<LOQ		CBC	0.0003	<LOQ	<LOQ						
CBLV	0.0003	0.07	0.7		THCa	0.0005	30.96	309.6						
CBCV	0.0003	<LOQ	<LOQ		CBCa	0.0006	0.35	3.5						
THCVa	0.0003	0.19	1.9		CBLa	0.0005	<LOQ	<LOQ						
CBN	0.0005	<LOQ	<LOQ											

Analyst: 056

Cannabinoids Methodology: High Performance Liquid Chromatography (HPLC) using PerkinElmer FLEXAR™ with Photo Diode Array Detector (PDA)

Total CBD and total THC are calculated values, to account for assumed decarboxylation from the acid form (THCA or CBDA) to the neutral form, causing weight loss of the acid group. These values are calculated as follows:

$$\text{Total THC} = (\text{THCA} \times 0.877) + \Delta^9\text{-THC}$$

$$\text{Total CBD} = (\text{CBDA} \times 0.877) + \text{CBD Reagent}$$

Blanks: < LOQs for all analytes

LOQ = The lowest quantity that this method can reliably detect. Any cannabinoid that was not detected is assumed to be less than the stated LOQ (<LOQ).

All results reflect dry weight of material, based on % moisture of the sample.

 Measurement of Uncertainty (MU): the parameter, associated with the result of a measurement, that characterizes the dispersion of the values that could reasonably be attributed to the particular quantity subject to measurement. Δ^9 -THC MU = $\pm 0.005\%$ Total THC MU = $\pm 0.007\%$

All other cannabinoid MU values are available upon request.

All moisture and water activity analysis is determined by dewpoint measurement using an AQUALAB water activity meter.

*The result is the sum of delta-10 isomers.




Luke Emerson-Mason
 Laboratory Director
 12/12/2025

Confident LIMS
 All Rights Reserved
coa.support@confidentlims.com
 (866) 506-5866
www.confidentlims.com



Detroit Muscle

Sample ID: BIA251201S0044
Strain: HL-14
Harvest Lot:
Matrix: Plant
Type: Flower - Cured
Sample Size: 5 g
Lot#:

Produced:
Collected:
Received: 12/03/2025
Completed: 12/12/2025
Batch#:






Client:
Green Castle
Lic. #
853 RT 15W
Johnson, VT 05656

Terpenes

Completed

Analyte	LOQ	Results	Results
	mg/g	mg/g	%
β-Caryophyllene	0.010	3.129	0.313
Limonene	0.010	2.771	0.277
Ocimene	0.010	2.402	0.240
β-Myrcene	0.010	2.347	0.235
α-Humulene	0.010	1.550	0.155
β-Pinene	0.010	0.964	0.096
α-Pinene	0.010	0.664	0.066
Linalool	0.010	0.658	0.066
Terpinolene	0.010	0.166	0.017
Camphene	0.010	0.115	0.011
α-Bisabolol	0.010	0.027	0.003
γ-Terpinene	0.010	0.012	0.001
3-Carene	0.010	<LOQ	<LOQ
α-Terpinene	0.010	<LOQ	<LOQ
Caryophyllene Oxide	0.010	<LOQ	<LOQ
cis-Nerolidol	0.010	<LOQ	<LOQ
Eucalyptol	0.010	<LOQ	<LOQ
Geraniol	0.010	<LOQ	<LOQ
Guaiol	0.010	<LOQ	<LOQ
Isopulegol	0.010	<LOQ	<LOQ
p-Cymene	0.010	<LOQ	<LOQ
trans-Nerolidol	0.010	<LOQ	<LOQ
Total		14.805	1.480

Primary Aromas

 Cinnamon	 Orange	 Earthy	 Hops	 Pine
---	---	---	---	---

Analyst: 052

LOQ = The lowest quantity this method can reliably detect. Any terpene that was not detected is assumed to be less than the stated LOQ (<LOQ).

Terpene Methodology: Headspace Sampler, Gas Chromatography-Mass Spectrometry (GC-MS), using Perkin Elmer Clarus® SQ8 GC MS

Reagent Blanks: < LOQs for all analytes

All results reflect dry weight of material, based on % moisture of the sample.

All moisture and water activity analysis is determined by dewpoint measurement using an AQUALAB water activity meter.




Luke Emerson-Mason
 Laboratory Director
 12/12/2025

Confident LIMS
 All Rights Reserved
coa.support@confidentlims.com
 (866) 506-5866
www.confidentlims.com





Detroit Muscle

Sample ID: BIA251201S0044
Strain: HL-14
Harvest Lot:
Matrix: Plant
Type: Flower - Cured
Sample Size: 5 g
Lot#:

Produced:
Collected:
Received: 12/03/2025
Completed: 12/12/2025
Batch#:

Client
Green Castle
Lic. #
853 RT 15W
Johnson, VT 05656

Pathogens

Completed

Pathogens	LOD	Results
	CFU/g	CFU/g
Aspergillus	5	Not Detected
Shiga Toxin E. Coli	5	Not Detected
Salmonella SPP	5	Not Detected

Analyst: 018

Test Methodology: Bio-Rad IQ-Check PCR Kits

cfu/g = colony forming units per gram

LOD = The lowest quantity that this method can reliably detect. Any microbial growth that was not detected is assumed to be less than the stated LOD (<LOD).

Reagent Blanks: <LOD for all analytes



Luke Emerson-Mason
Laboratory Director
12/12/2025

Confident LIMS
All Rights Reserved
coa.support@confidentlims.com
(866) 506-5866
www.confidentlims.com

