THE LIFESTYLE ARCHITECTS

STATUS | STYLE | SIGNATURE

MOB: +91 9964083546

www.thelifestylearchitects.com

ARCHITECTURAL PLANNING

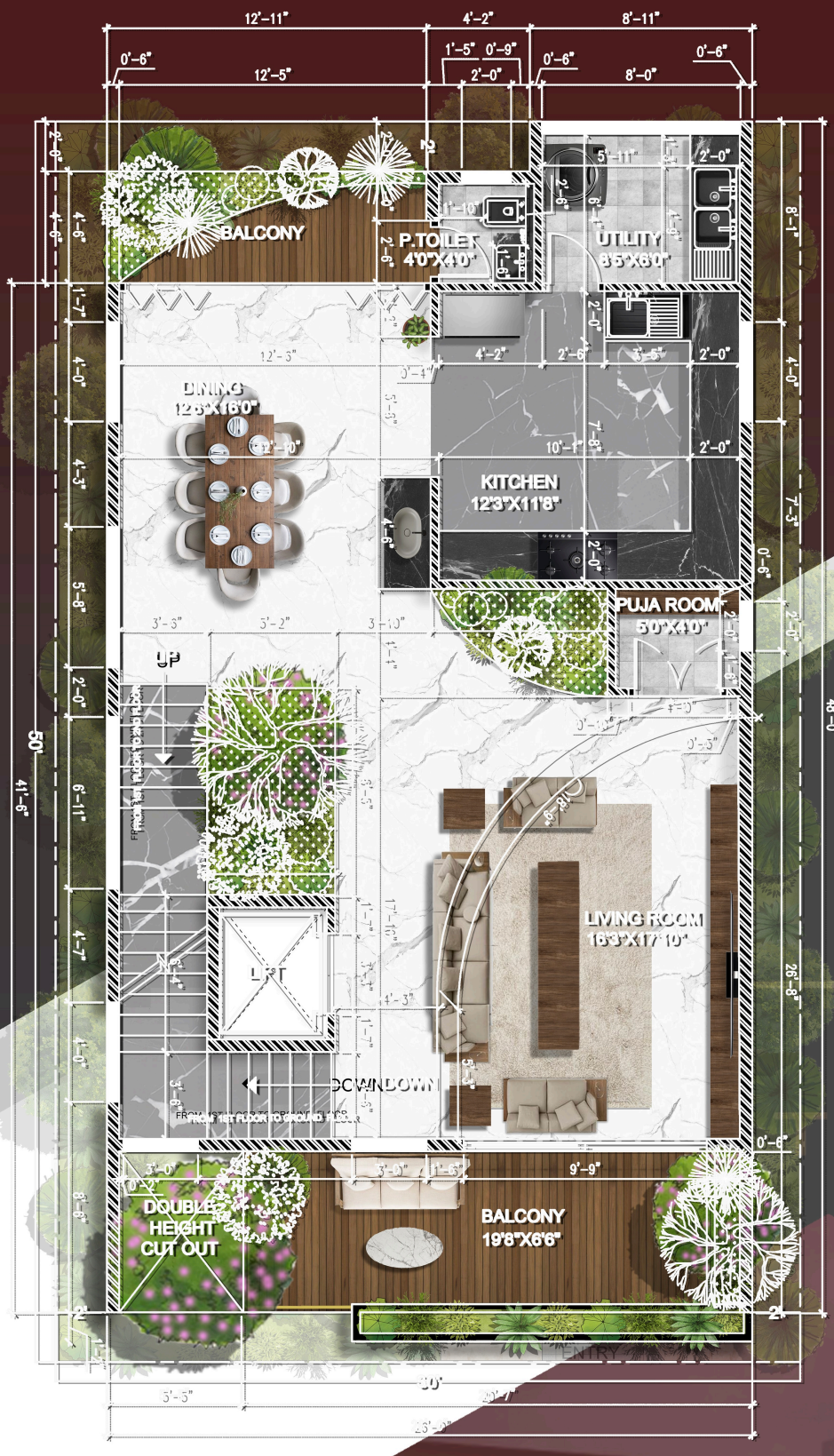

- Comprehensive Site Analysis & Feasibility Studies
- Customized Master Planning & Space Optimization
- Zoning and Building Code Compliance Consultation
- Preliminary Design and Concept Development
- Budget Planning and Cost Estimation

* Conceptual Elevation Design
* Detailed Elevation Drawings
* Facade Treatment Design
* 3D Elevation Renderings
* Material Selection and Specification

ELEVATION DESIGNS

STRUCTURAL DESIGN

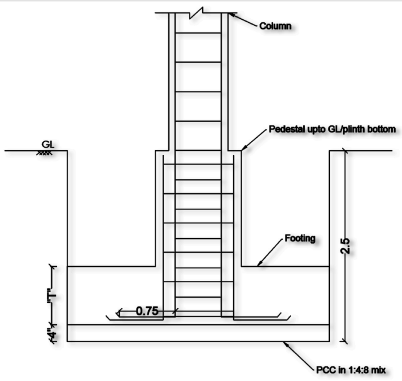

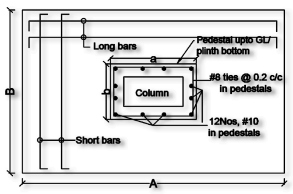

Typical Plan & Section for column-footings

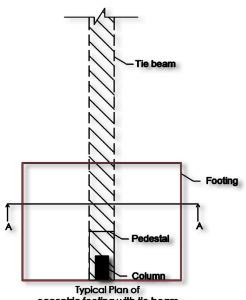

Typical Plan of eccentric footing with tie beam

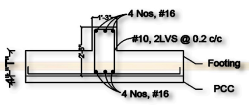

Section AA

Typical Section for plinth beam

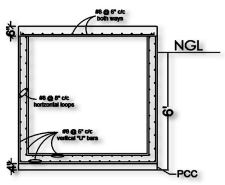

Typical cross section of UG sump

COLUMN - FOOTING REINFORCEMENT DETAILS

Footing name	DIMENSIONS			REINFORCEMENT		Column name	PEDESTAL DIMENSIONS		REINFORCEMENT	
	Length "A"	Width "B"	Thickness "T"	Long bars	Short bars		"a"	"b"	Up to GF roof	First floor & above
A1	6'-0"	4'-0"	10"	8 Nos. #16	10 Nos. #12	A1	2'-0"	1'-3"	8, #16 #8 ties @ 8" c/c	8, #16 #8 ties @ 8" c/c
A2, B1, C1	7'-0"	5'-0"	12"	8 Nos. #16	10 Nos. #12	A2,B1, C1	2'-0"	1'-3"	8, #16 #8 ties @ 8" c/c	8, #16 #8 ties @ 8" c/c
A5	7'-0"	5'-0"	18"	10 Nos. #16	14 Nos. #16	A5	2'-0"	1'-3"	4, #20 + 4, #16 #8 ties @ 8" c/c	8, #16 #8 ties @ 8" c/c
B2	10'-0"	8'-0"	18"	16 Nos. #16	16 Nos. #16	B2	3'-0"	1'-3"	10, #20 #8 ties @ 8" c/c	10, #16 #8 ties @ 8" c/c
B5, F2	8'-0"	6'-0"	24"	10 Nos. #16	12 Nos. #16	B5, F2	3'-0"	1'-3"	8, #16 #8 ties @ 8" c/c	8, #16 #8 ties @ 8" c/c
C2	10'-0"	7'-0"	18"	16 Nos. #16	16 Nos. #16	C2	3'-0"	1'-3"	10, #16 #8 ties @ 8" c/c	6, #16 + 4, #12 #8 ties @ 8" c/c
C5	5'-0"	5'-0"	15"	12 Nos. #12	12 Nos. #12	C5	2'-0"	1'-3"	8, #16 #8 ties @ 8" c/c	4, #16 + 4, #12 #8 ties @ 8" c/c
F1	6'-0"	5'-0"	15"	12 Nos. #12	12 Nos. #12	F1	2'-0"	1'-3"	4, #16 + 4, #12 #8 ties @ 8" c/c	4, #16 + 4, #12 #8 ties @ 8" c/c
F5	4'-0"	2'-6"	12"	6 Nos. #12	9 Nos. #12	F5	2'-0"	1'-3"	8, #12 #8 ties @ 8" c/c	8, #12 #8 ties @ 8" c/c
Combined footing for D3, D4 E3, E4	7'-6"	7'-6"	18"	16 Nos. #12 in top & bottom mats	16 Nos. #12 in top & bottom mats	D3, DE E3, E4	NO PEDESTAL FOR LIFT COLUMNS		6, #16 #8 ties @ 8" c/c	6, #16 #8 ties @ 8" c/c

NOTE: Solid hatched column bars are of bigger diameter

NOTE:

Grade of concrete - M25
Steel - Fe 500 grade

Cover for steel -
50mm for footings
40mm for column
30mm for beams

Lap length - 52 x dia of the bar

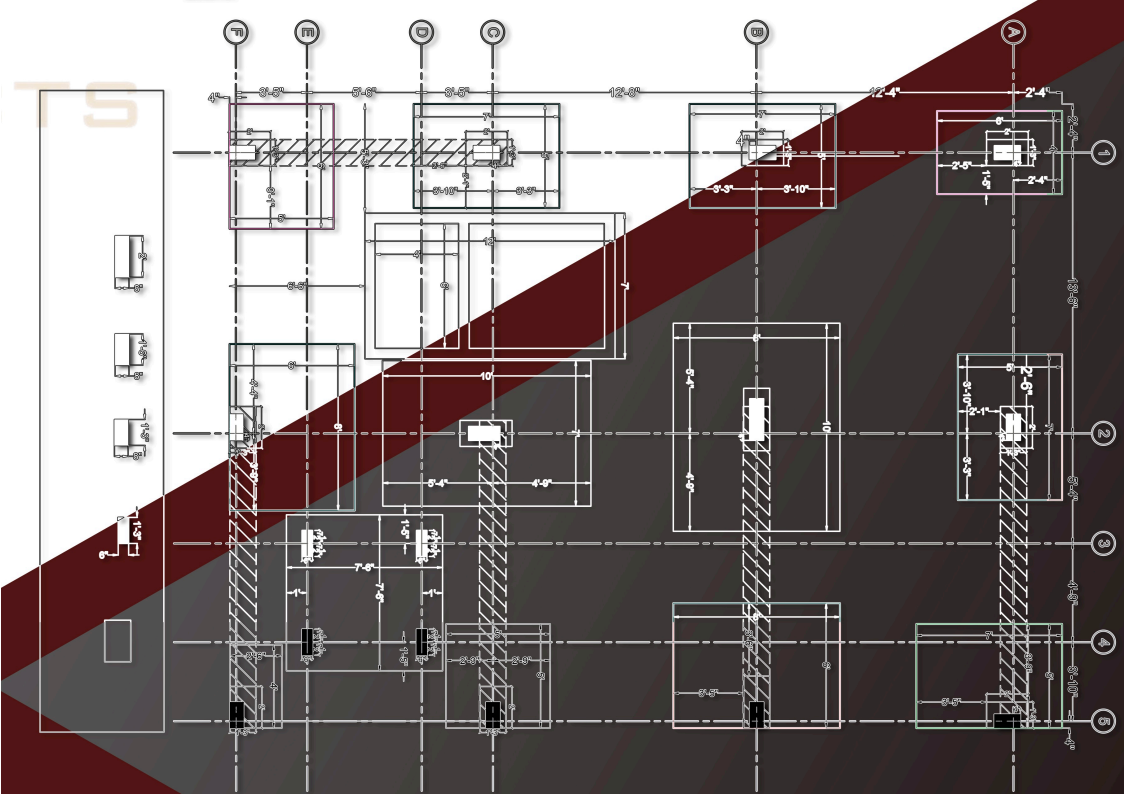

- Staircase Details
- Beam Layout
- Construction Drawing
- Slab Reinforcement Details

ELECTRICAL & PLUMBING DRAWING



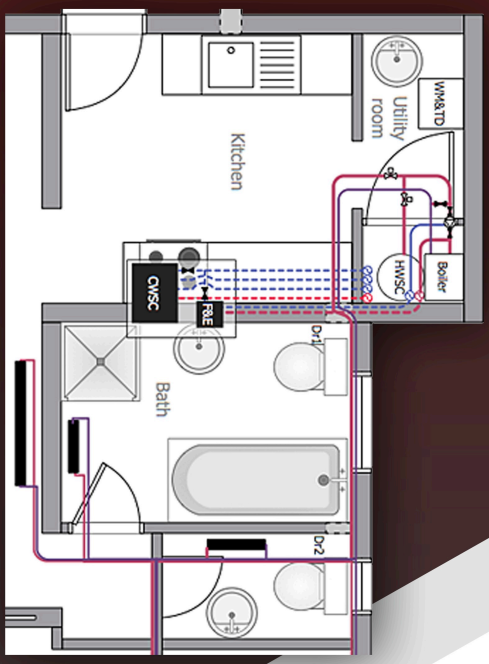

- Electrical Calculation
- Power Allocation
- Lighting Points
- Solar Pannels

LANDSCAPE DESIGN



- Professional Advice
- Space Planning
- Design & Consultancy
- Innovative Technologies

INTERIOR DESIGN

Connect us

+91-99640 83546

#1676, Ground Floor 15th main, 35th Cross Rd,
Banashankari Stage II, Bengaluru, Karnataka 560070