



BRAND GUIDE

COLOR PALETTE

Below is the approved color palette for Thompson Falls. The palette contains rich natural colors to illustrate the area's beautiful landscape and recreational opportunities. When possible, stay within the colors provided when creating promotional materials.


Forest Green

RGB 64 90 67

CMYK 75 48 77 31

Pantone 553 C

Hex#405a43



Light Tan

RGB 223 220 206

CMYK 12 9 18 0

Pantone 7527 C

Hex#dedccd




Earth

RGB 84 57 42

CMYK 45 64 74 55

Pantone 7533 C

Hex#533929




Sky Blue

RGB 186 217 242

CMYK 25 6 0 0

Pantone 2707 C

Hex#b9d8f1



Sage

RGB 191 206 185

CMYK 26 10 29 0

Pantone 5807 C

Hex#becdb9




Light Blue

RGB 212 231 247

CMYK 15 3 0 0

Pantone 656 C

Hex#d4e7f7



TYPEFACES

The fonts within the Thompson Falls logo are Rocking Bones and Nexa Rust Sans. Rocking Bones is an expressive, hand-drawn serif font. Because Rocking Bones is a display font, it should be used sparingly and when appropriate. Nexa Rust Sans is a bold sans serif with rough edges. The Thompson Falls tagline, *Genuine in Nature*, should always appear in the Nexa Rust Sans font.

Rocking Bones

ABCDEFGHIJKLMNOPQRSTUVWXYZ
ABCDEFGHIJKLMNOPQRSTUVWXYZ
1234567890

Nexa Rust Sans

ABCDEFGHIJKLMNOPQRSTUVWXYZ
1234567890

PRIMARY LOGOS

The Thompson Falls logo must be presented consistently. Please adhere to the following guidelines. If you have any questions, please contact XXXXXXXX XXXXXXXX at (406) xxx-xxxx or email XXXXXXXX@XXXXX.COM. The primary logo should be used without alteration, in full color when possible. Grayscale, monochromatic, one color and text-only versions are available.

Primary Full-Color Logo



Primary Two-Color Logo



LOGO VARIATIONS

Grayscale Logo



One-Color



Full-Color Horizontal Logo



Two-Color Horizontal Logo



Grayscale Horizontal Logo



LOGO VARIATIONS

Typography with Tagline



Horizontal Typographic



Stacked Typographic



Logo with Forest Green Background



Logo with Light Tan Background



Logo with Sky Blue Background



MINIMUM SIZE

The logo should always be clearly legible. Always size the logo proportionally.

PROTECTED AREA

The protected area surrounding the Thompson Falls logo should be clear of text and/or other logos. In the primary logo, the size of the protected area is equal to the height of the T in Thompson.



INCORRECT USES

Below are examples of incorrect uses of the Thompson Falls logo. Do not stretch or distort the logo. Do not use any variations other than the approved logos. Do not add a stroke around the logo unless approved. Do not adjust or change the color of the logo. Do not change the position or proportions of the text.



Do not stretch the logo.



Do not distort the logo.



Do not adjust the color.



Do not change the position or proportions of the text.

