

How to find us – Woolton Hill Argyle FC.



U7 – U12 - Woolton Hill Junior School, Woolton Hill, Newbury, RG20 9XE.

**U13 U14 - Burghclere Sports and Social Club, Harts Lane, Burghclere,
Newbury, RG20 9JD**

U15 – The Diamond, Pigeons Farm Road, Greenham, Newbury, RG19 8XG

U16 - Northcroft Leisure Centre, Northcroft Lane, Newbury, RG14 1RS

Woolton Hill Junior School – U7 through U12

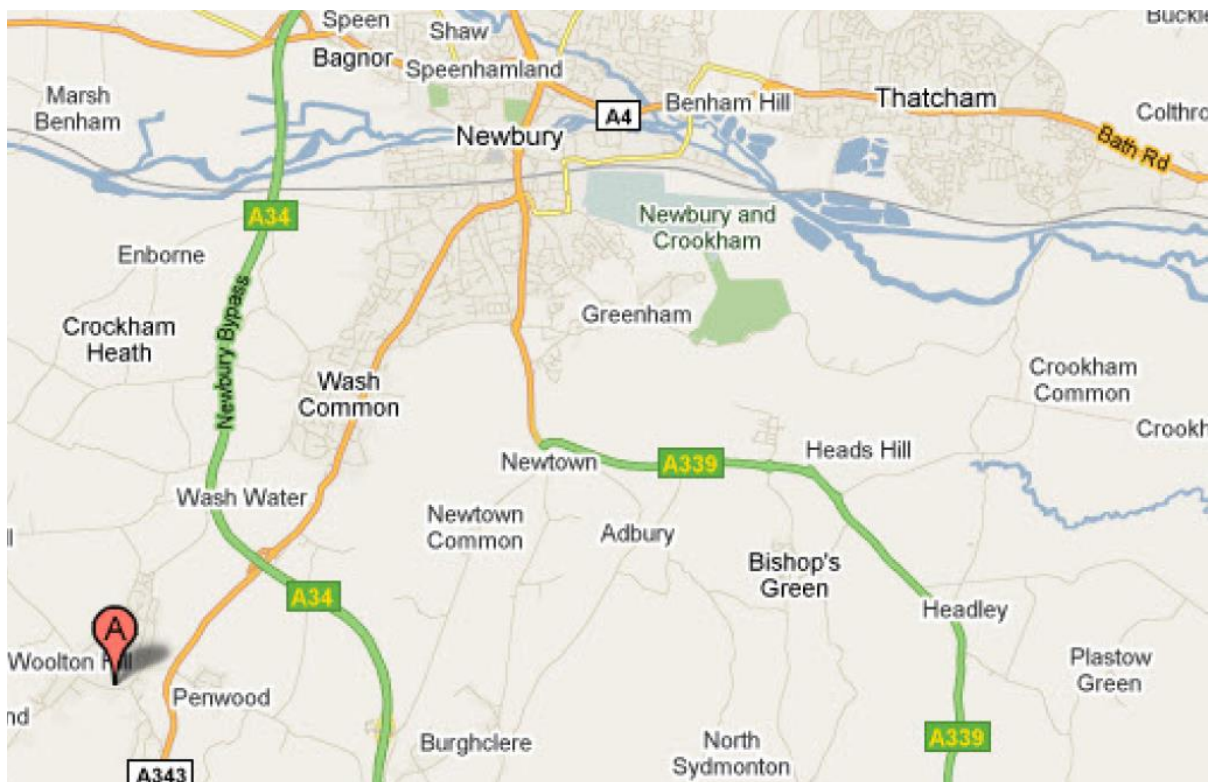
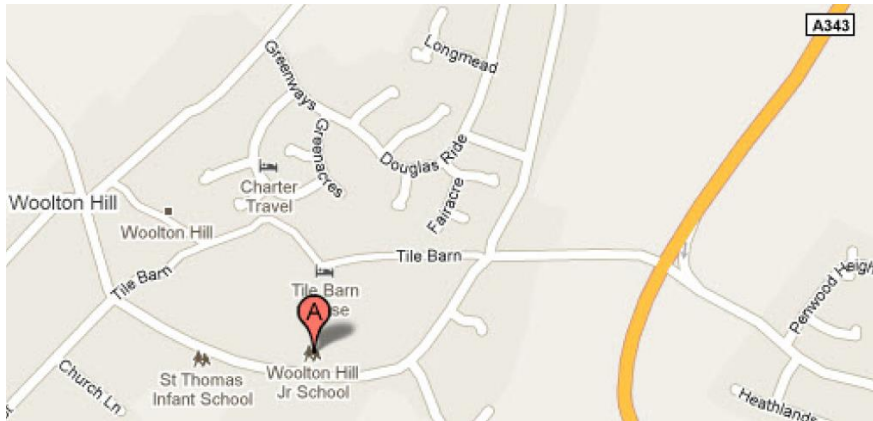
Parking is available on site but limited. We ask that that visitors be mindful this is a residential area and consider lift sharing when attending events to minimise disruption for the community.

Available parking areas are;

- 1) School Car Park
- 2) Recreational ground car park - 400m further on up the hill on the left hand side and before St Thomas Infant School
- 3) Along Church Lane - a further 200m past the recreation ground.

We politely ask visitors to not park on the road outside the Junior School.

As this is a school playing field, no dogs are allowed and it is a no smoking area.



Directions from Newbury

1. Take the A343 Southbound towards Andover. You will pass through Wash Common.
2. About ½ mile after you pass under the A34, at the crossroads, turn right towards Woolton Hill.
3. Follow this road around to the left, and approximately 300 yards on the left hand side is Woolton Hill Junior School.

Directions from Basingstoke

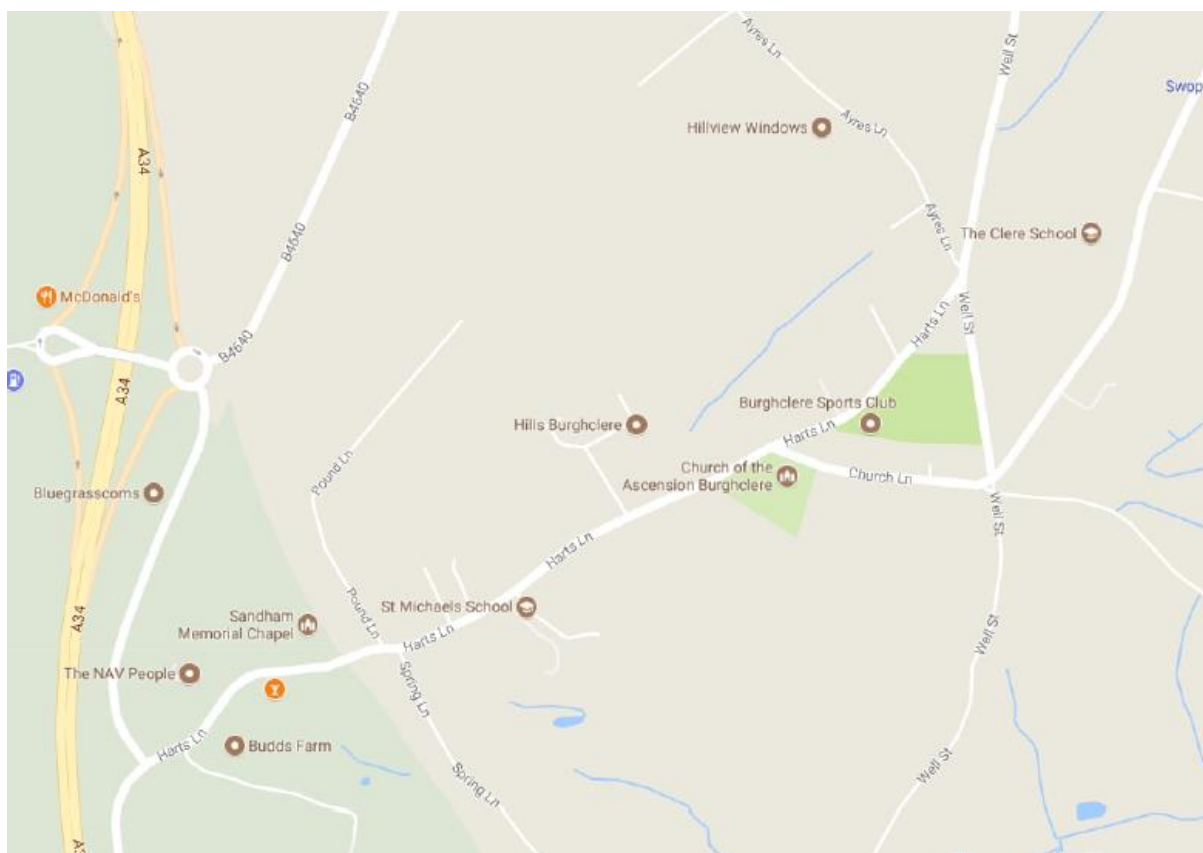
1. Take the A339 Northbound towards Newbury. You will pass New Greenham Park on the right. At the roundabout about 1 mile after this, turn left signposted to Winchester (A34) and Highclere Castle.
2. Follow this road (B4640) to the end, and cross straight over the first roundabout towards Tot Hill Services, and turn right on the next roundabout, northbound on the A34.
3. Take the next junction off, towards Highclere and Wash Common. At the end of the slip road, turn right.
4. After about ½ mile, at the staggered crossroads , turn right towards Woolton Hill.
5. Follow this road around left, and approximately 300 yards on the left hand side is Woolton Hill Junior School

Directions from Andover

1. Take the A343 Northbound towards Newbury. You will pass through Highclere.
2. About ½ mile after you leave the 30mph zone, at the crossroads , turn right towards Woolton Hill.
3. Follow this road around to the left, and approximately 300 yards on the left hand side is Woolton Hill Junior School.

Burghclere Sports and Social Club – U13 / U14

Parking is available on site.



Directions

If travelling from the centre of Newbury on A339 head in the A34 / Basingstoke direction passing West Berkshire Recycling Centre and St Gabriels School. At the roundabout take the 2nd exit signposted Winchester (A34) then take an immediate left before the Swan Inn Pub onto Well Street and continue up Well Street for approx. 1.5 miles then take a right into Harts Lane and the ground entrance can be found on the left hand side.

If travelling on the A34, exit at the Tot Hill roundabout and follow the signs for Highclere Castle on the east side of the carriageway. At the T junction take the left into Harts Lane.

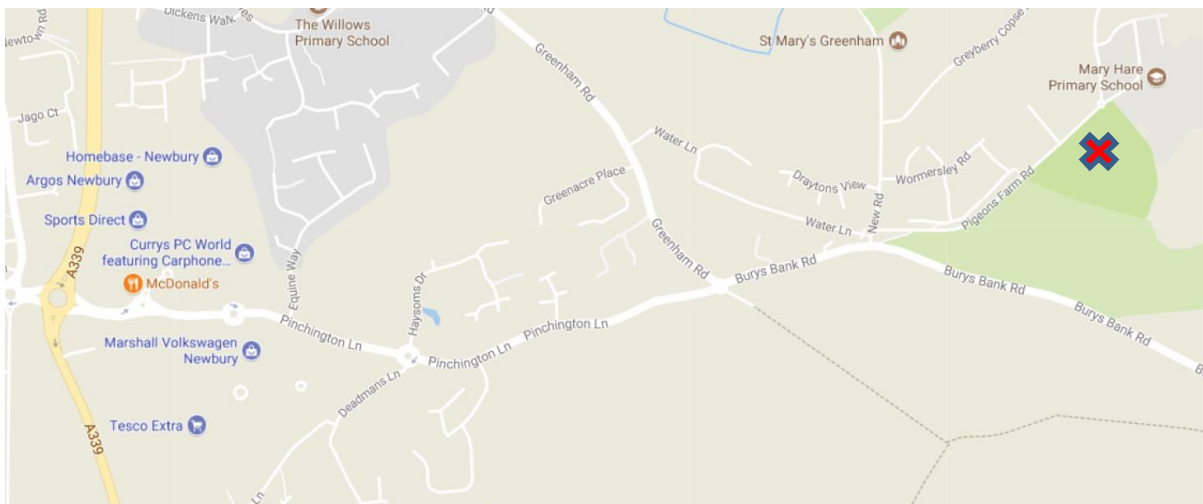
The ground is approx. half a mile along on the right hand side.

The Diamond – U15

Parking is available on site.

Directions

Head into Newbury in any direction on the A339. At the Newbury Retail Park roundabout take the exit towards the retail park and follow signs for Greenham Common and carry on across 3 roundabouts along Pinchington Lane. At the 4th roundabout go straight across on to Bury's Bank Road with Greenham Common on your right hand side. Take the first left into New Road then immediately right onto Pigeons Farm Road and the ground is on your right hand side.



Northcroft Leisure Centre – U16

Parking is available at the Leisure Centre.

Directions

From M4 exit J13, A34 south, bearing left onto A339 signposted Newbury. At A4 roundabout take Town Centre (4th exit). Turn left at the Clock Tower into Northbrook Street, then first right at McDonalds into West Street. After 100 yards turn left at The Lion Pub, then after 200 yards turn right at T junction into Northcroft Lane and the pitches are on the left.