

WOODWORKING W/JOE

Project: Bottle Opener

Win a bottle Opener: Look for a clue
on www.unpaintedAmericana.com


Getting started:



Sample & Raw Material.



At the drill Press.



Drill Press (11/16' & 3/4')

Roughing in the shape:



Clean as you GO!!



At the Bandsaw.



After the Bandsaw.

Router setup:



Making two-sided tape.



Router: Flush Trim Bit.




Duplicating from a pattern.

Taking shape:



1/8" Round over bit.



Safety first – Making “Jigs”.



Taking shape...

Fine tuning:



Sanding...




Drilling...



Finishing touch.

Hardware & Mistakes:



Adding hardware.



Trying to fix a broken screw.



Covering up the mistake.

Laser etching:



Before...



During...



After.

All done!!



It works

To win a Bottle Opener:
First one to guess
the year I joined
Accenture?

Thanks for the Hit count!



Vote for one of us!!!