

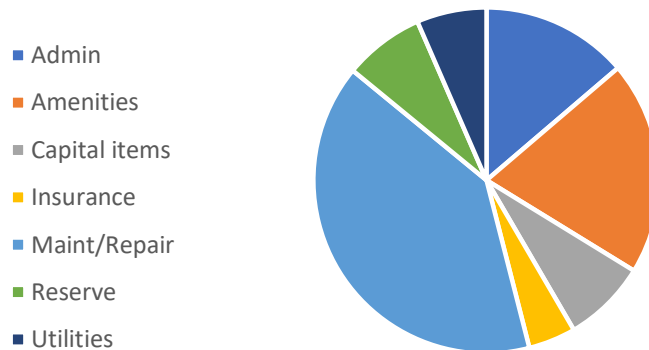
# 2024 Financials – Annual Plan

Income Budget: \$314,800

Expense Budget: \$306,450

Expenses	Monthly Expenses		Annual Expenses
Admin	3513	13.8%	42150
Amenities	5108	20.0%	61300
Capital items	2000	7.8%	24000
Insurance	1125	4.4%	13500
Maint/Repair	10208	40.0%	122500
Reserve	1917	7.5%	23000
Utilities	1667	6.5%	20000
<b>TOTAL</b>	<b>25538</b>	<b>100.0%</b>	<b>306450</b>

Budgeted Expenses



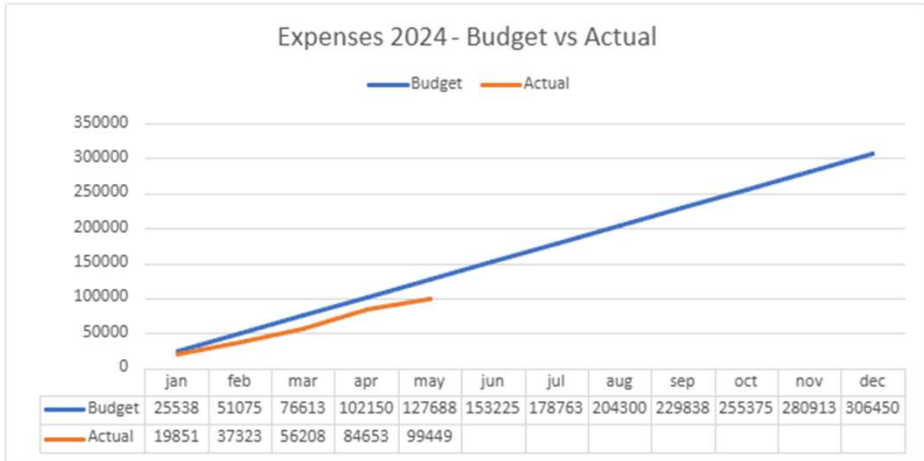
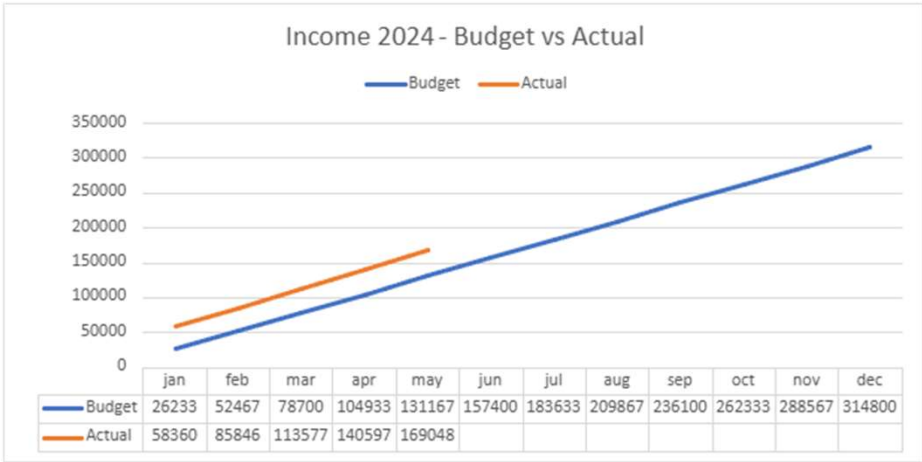
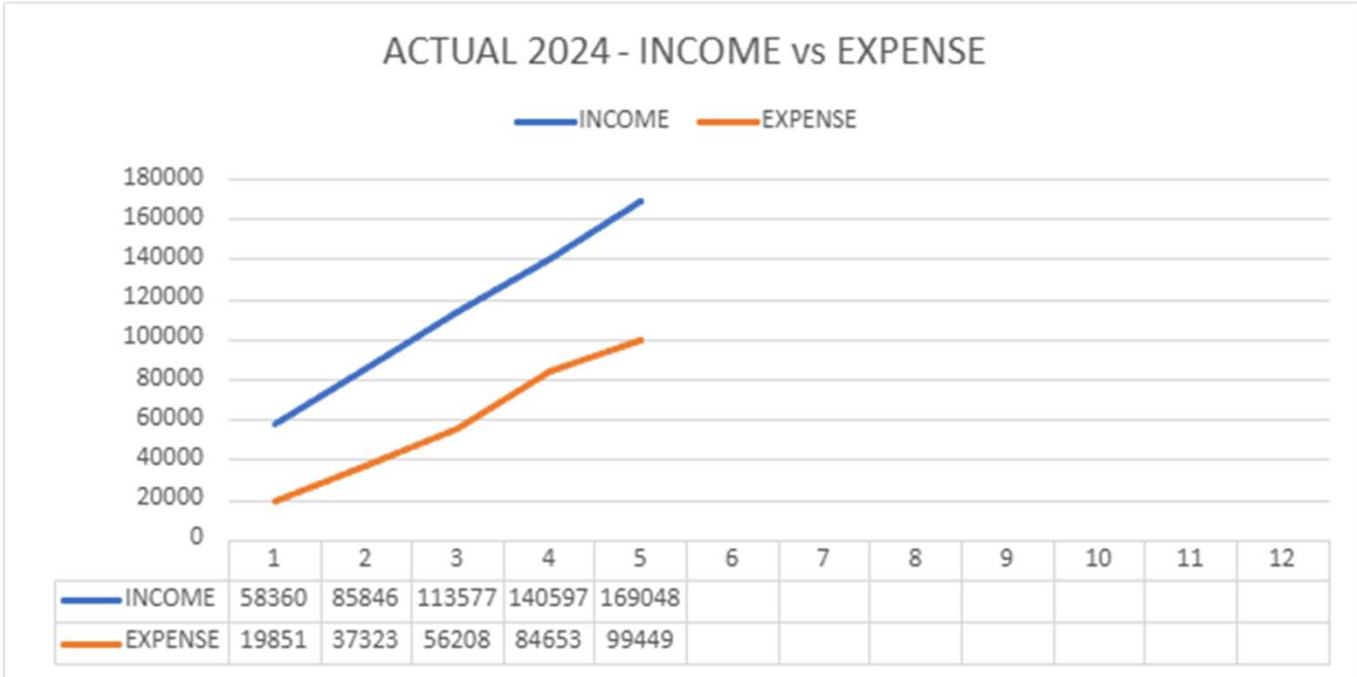
# May 2024 Budget vs Actual

Income	Budget	Actual	over / (under)	% over / under
	131167	169048	37,881	29%

Expenses	Budget	Actual	over / (under)	% over / under
Admin	17563	14039	(3,523)	-20%
Amenities	25542	16416	(9,126)	-36%
Capital items	10000	0	(10,000)	-100%
Insurance	5625	7269	1,644	29%
Maint/Repair	51042	44578	(6,464)	-13%
Reserve	9583	9583	(0)	0%
Utilities	8333	7564	(770)	-9%
TOTAL	127688	99449	(28,238)	-22%

NET	Budget	Actual	over / (under)	% over / under
	3479	69599	66,119	1900%

# May 2024 Financials



# May 2024 Expenses

Expense Budget: \$306,450

