

# Upload Your Own Photos

Modified on: Sat, 17 Apr, 2021 at 8:14 AM

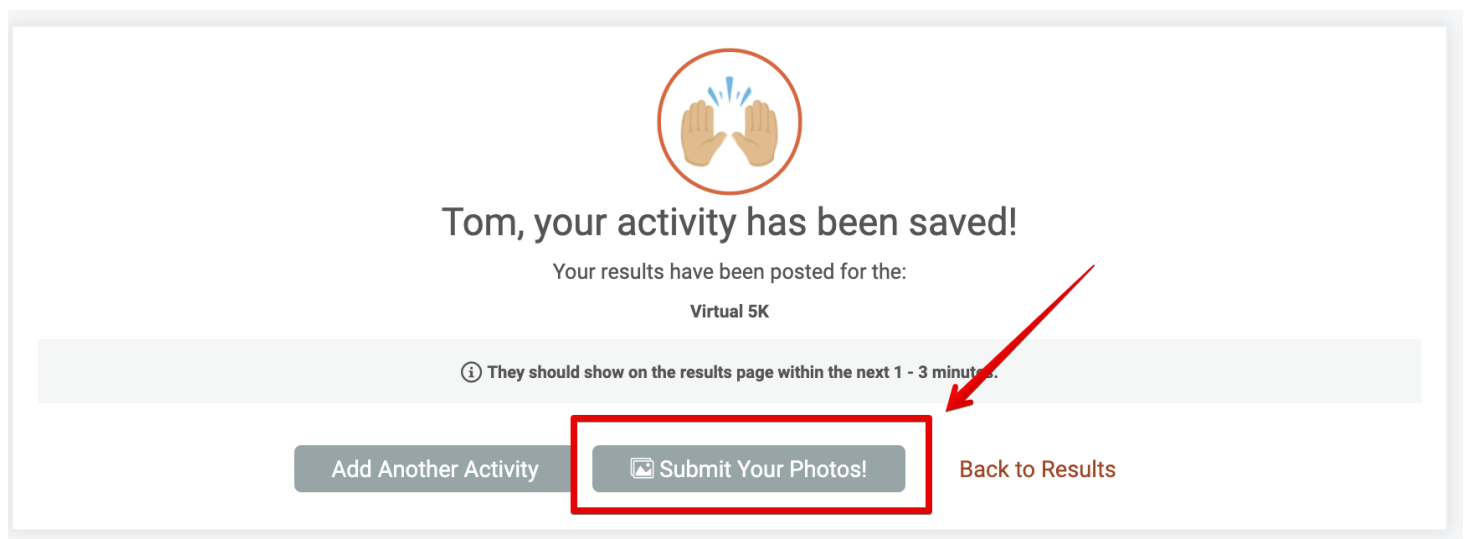
RunSignup offers a multitude of options for you to submit your own photos. Below are the three options available

1. Upload photos following the submission of your results or activities.
2. Upload photos from the Photos tab on RunSignup race page.
3. Upload photos from your own individual result.

## Uploading After Submitting Results/Activity

You can upload your own photos after you submit your results or log your activities. You can learn how to submit your results [here](https://help.runsignup.com/support/solutions/articles/17000087349-submit-and-manage-virtual-results) (<https://help.runsignup.com/support/solutions/articles/17000087349-submit-and-manage-virtual-results>).

Once you successfully submit your results, you will be taken to a confirmation page. You can then select **Submit Your Photos**



Then select **Start Uploading Photos** > then drag and drop or browse for the image files.

## RACEDAY PHOTOS

#514 Tom Laughlin

No photos are available for this participant.

### Upload Photos


Click below to upload photos for your result.

[Start Uploading Photos](#)

[Back to Photos](#)

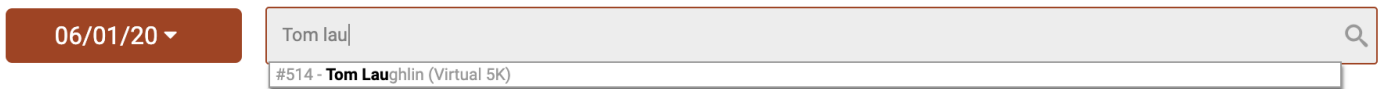
## Uploading From Race Page

You can upload your photos directly to the race by heading to the RunSignup Race Page and selecting the **Photos** tab



You will then want to use the search by search for yourself. You can search by bib number of first and last name.

### RaceDay Photo Albums



Once you find yourself, you can then select **Start Uploading Photos** then drag and drop or browse for the image files.

## RACEDAY PHOTOS

#514 Tom Laughlin

No photos are available for this participant.

### Upload Photos

Click below to upload photos for your result.

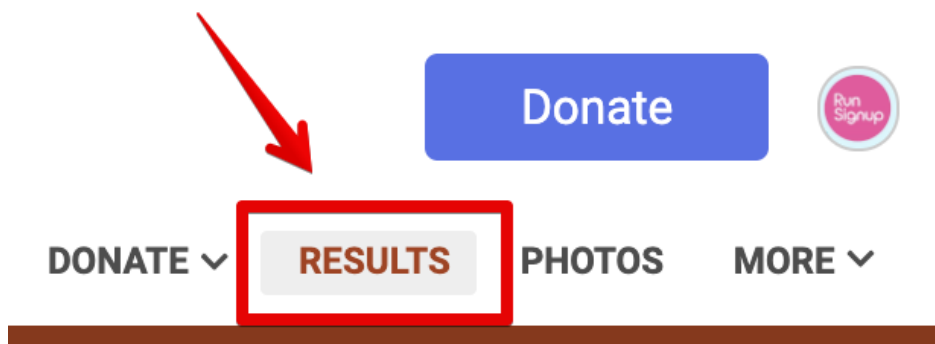


[Start Uploading Photos](#)

[Back to Photos](#)

## Uploading From Result Page

Additionally, you can upload your own photos from your individual result. To find your individual result page, head to the RunSignup race page and select the **Result** tab > be sure you are on the correct result set your result falls into and search for your name or bib number > click into your own result > then select **Photos**



Be sure you are on the correct result set your result falls into, then you can search for your result by entering in your bib number or name.

Year: 2020 | Result Set: Virtual 5K | Age Group/Division: All Results

Search: Tom Laughlin

Once you find your own result, click into the result and then select **Photos**

Search by name, bib number, town, etc...

Tom Laughlin

Place	Bib	Name	Gender	City	State	Country	Clock Time	Chip Time	Pace	Age	Age Percentage	Division Place	Division
1	514	Tom Laughlin	M	Moorestown	NJ	US	20:00		4:00	33	105.2	1	Overall Male

Page 1 of 10 per page

**Tom Laughlin**  
Virtual 5K  
Male Age 33 Moorestown, NJ

**Photos** Certificate

BIB: 514

Log Activities Set Notifications

GUN TIME	PACE
20:00	4:00
OVERALL	OVERALL MALE
1 of 4	1 of 3

Activities Log Activities

RunSignup is committed to protecting the identity of minors. At this time, participants must be over the age of 18 to upload photos. You can read more about our efforts here: <https://runsignup.blog/2017/09/21/19841/>

**[Submit a Question](#) [Check Question Status](#)**