

2019

CATALOG VOLUME 1



COACH BOBBY HOSEA'S



■ TRAIN 'EM UP PAC ■

HELMET-FREE-TACKLE  
SAFETY & PERFORMANCE  
TRAINING SYSTEM

Gridiron Technologies and Science

[www.GTScience.us](http://www.GTScience.us)

Ph: 310-351-0891

Email: [coachbobby@gtscience.us](mailto:coachbobby@gtscience.us)

Hello,  
I'm Coach Bobby Hosea, Creator  
of the "Helmet-Free-Tackle"  
Technique, Founder of  
Train 'EM Up Academy and  
CEO of Gridiron Technologies  
and Science.



In 2010 the *New York Times* titled me  
"The Worlds Foremost Authority on Tackle Safety  
Training." because of my committed to advancing the  
progress in safety for the game of American Football  
since 1997.

With the purchase of my certified HELMET-FREE-  
TACKLE Safety & Performance Training System,  
I now offer the opportunity to purchase the equipment  
needed to get the best results while using my  
patented tools and system for improving the  
standard of safety in the game for your teams,  
organizations and community at large.

Contact me today for more information on how to  
finance this equipment and get my program to  
your school district for your next SAFER season.

*Coach Bobby Hosea*



*Dedicated to making the game of American Football  
a SAFER game to play*

Contact info:  
(310) 351-0891  
**Gridiron Technologies and Science**  
[www.GTScience.us](http://www.GTScience.us)  
My direct email: [prppro@msn.com](mailto:prppro@msn.com)





*Advancing the Science of Tackling Safety and Performance since 1997*

COACH BOBBY HOSEA'S MISSION IS TO...

**ENLIGHTEN & EMPOWER**

All Tackle Football Players, Parents, Coaches, Trainers, Game Officials and Athletic Administrators to readily identify and avoid, the Physical Mechanisms, Tackling Techniques, Tackling Terminology and Tackling Drills, that lead directly to Crown first impact when a Defender attempts to tackle a ball carrier.

**CREDITABILITY**

Since 1997, Coach Bobby Hosea has dedicated his focus... To developing Safer Tackle Training Practices for the American game of Football.

**VISION**

In 2006, Coach Bobby Hosea founded... Train 'Em Up Academy, Inc., a 501 (C) 3 Non-Profit Corporation, to help spread his Tackle Safety Training Message throughout the country.

**LEADERSHIP**



In 2011 Coach Bobby Hosea created... Gridiron Technologies and Science LLC, (GTS) designed to facilitate the distribution of his "Evidence Based" Tackle Training Systems worldwide.

**Generate More Force**

Tackle your opponents with more power, better efficiency, and smarter angles.

Coach Bobby Hosea, the World's Foremost Authority on Injury Preventive Tackling, has been advancing the Science of Tackling Safety & Performance Since 1997. Coach Hosea's "evidence-based" Dip-N-Rip-Sticks - Helmet-Free-Tackle Safety & Performance Training System, is the combination of science and technology, proven in the lab and on the field, to eliminate 100% of crown first impact and helmet exposure to contact, while a defender is in the act of making a tackle.



For more information  
CALL: (310) 361-0891

Photo image	Equipment Description	Unit Price	Total #	Total cost
 <p>CLASSIC S-ADVANTAGE TACKLER</p> <p>\$1,195.00</p>	<p><b>Classic S- Advantage Tackler - Varsity</b>  <b>A GREAT TACKLE</b>            Some offenses are going to throw 70+ plays a game at your defense, thus tackling and conditioning have never been more important. Good, consistent tackling is the key to stopping offenses, and ripping through the S-Pad with authority in practice translates to fewer spin offs in the game. The metal S spring is surrounded by foam, so there's no metal behind the player. The S-Pad has a protective two-part cover that is removable for storage</p> <p><b>SINGLE PONTOON SYSTEM</b>            The single pontoon system and metal hoops allow a more realistic tackle and less chance of banging a shin on the sled.</p> <p><b>UPRIGHTS EASILY</b>            The S-Advantage Tackler is many times easier and quicker to upright than a traditional tackling sled. The sled almost pops up. Once taken to the ground, a player need only pull slightly on the sled, and it will begin to right itself.            Weight 175lbs</p>	\$1,195.00	5	\$5975.00
This is for the YOUTH Weight Players...				
 <p>CLASSIC S-ADVANTAGE TACKLER</p> <p>\$895.00</p>	<p><b>Classic S –Advantage Tackler- Jr S</b></p> <p>Junior size tackler is for age groups 6-10 years or for lighter sled needs.</p> <p>Sled is 110lbs scaled down for age appropriate groups w weights of 65-120 lbs players</p>	\$895.00	5	\$4475.00



Actual camp use



Ask us about ordering your team colors & detailing sizes needed for your team

Photo Image	Equipment Description	Unit Price	Total #	Total cost
 <p>Varsity: S-ADVANTAGE 2-7 MAN SLEDS</p> <p><b>\$4,395.00</b></p>	<p><b>Varsity: S-Advantage 2-7 Man Sleds</b>            Designed for players 160-275 lbs.</p> <p><b>THE PERFECT FIT</b>            Bent knees, flat back, tight hands and choppy feet (or if you prefer, a near perfect shoulder – forearm fit). Just a few things that describe what the S-Pad is designed to do. As you know, the laws of physics dictate that the low man wins. It's hard to hit the S-Pad high. Some coaches think the S-Pad is like having a chute attached to their sled.</p> <p><b>Modular: 1 sled = 2 sleds</b>            S-Advantage sleds are modular. For instance, you can purchase a 7 man sled and change it into a 5 and 2 man sled, or 4 and 3 man sled (or any combination). So, if your offense or defense changes, you can change the sled.</p> <p><b>RUN THROUGH FRAME</b>            Your players can run through the frame of the sled. This is possible because there's only one connector link between each pad, and the link is just above the ground. The sled also provides wide 56" center-to-center pad spacing.</p>	\$1098.75	4	\$4,395.0
This is for the YOUTH Weight Players...				
 <p>JUNIOR 2 – 7 S-SLEDS</p> <p><b>\$2,995.00</b></p>	<p><b>Junior S-Tackle Sled</b></p> <p><i>Description same as above; weight/sized for smaller players</i></p> <p>Weight players designed for 65-120</p> <p>Each sled weights 98 lbs</p>	\$2,995.00	4	\$11,980.00



Actual camp use

Ask us about ordering your team colors & detailing sizes needed for your team

Photo Image	Equipment Description	Unit Price	Total #	Total cost
 <p>HALF ROUND DUMMIES</p> <p><b>\$115.00</b></p>	<p><b>Half Round Dummies aka Step Overs</b></p> <p>Rae Crowther 8" Half Round Dummy – Colors Black, Red, Blue            8" Tall half round shape.</p> <p>Teach players to work their feet quickly and maintain a good football position with heads up. Shuffle over bags, mirror drills. Teach movement and direction change. Use as drill markers and lanes. Use as standup dummy as well. Two handles on back. Weighs 7 lbs. Size: 42" L x 16" W x 8" tall. Warranty 3 years.</p>	<p><b>\$115.00</b></p>	<p><b>24</b></p>	<p><b>\$2760.00</b></p>
 <p>HALF ROUND DUMMIES</p> <p><b>\$115.00</b></p>	<p><b>Half Round Dummies – side view</b></p> <p>Product same as above- <i>Different view</i></p>	<p>NA</p>	<p>NA</p>	<p>NA</p>



**Actual camp use**



**Coach Bobby Demonstrates**




**Ask us about ordering your team colors & detailing sizes needed for your team**

Photo Image	Equipment Description	Unit Price	Total #	Total cost
 <p><b>FOLDABLE LANDING MAT</b>  <b>\$795.00</b></p>	<p><b>Foldable Landing Mat</b></p> <p>Rae Crowther Foldable Landing Mat / Crash Pad in Yellow</p> <p>Block two punts on one play... The Foldable Landing Mat provides a safer landing area for your athletes by protecting their heads from ground contact and reducing the wear on their skeletal systems. Work extension drills, form tackling drills, and punt block drills. Folds in half. Four handles on sides for carrying. Weighs 145 lbs. Size: 10' L x 6' W x 12" H.</p>	\$795.00	3	\$2385.00
 <p><b>FOLDABLE LANDING MAT</b>  <b>\$795.00</b></p>	<p><b>Foldable Landing Mat- 2 stack image only</b></p> <p>Info above - same item</p>	NA	NA	NA

Ask us about ordering  
 your team colors &  
 detailing sizes needed  
 for your team




Photo Image	Equipment Description	Unit Price	Total #	Total cost
<p>POP UP DUMMIES WITH REPLACEABLE BASES</p> <p style="text-align: center;"><b>\$450.00 each</b></p> 	<p><b>B.I.G. H.I.T.T.S. (custom made - for Coach Bobby Hosea)</b>  <b>Pop- Up Dummies 4'5" and 5'5"</b></p> <p><b>Youth &amp; Collegian</b></p> <p>Description: Pop Master Dummies free players and coaches from holding bags upright. Use this dummy for all positions. Tackle or block the pad. No zippers to align or worry about. No sand, no leaks, and nothing to inflate.</p> <p>The All Pro Pop Ups offer you player-like shoulders and armpits built into the dummy. Junior players can learn the fundamentals of tackling and blocking on the Small All Pro model. The Pop Up is heavy enough to provide resistance and pops up quickly.</p> <p>Removable Base: Each All Pro has a removable base. The removable base has no zippers to align or break apart. It's a simple, durable system of Velcro and nylon buckles. The removable base is important because it will increase the life of your Pop Up and allow your Pop Up to sit straight up. 2 handles on bottom for lifting, Velcro and buckle attachment</p> <p>Weight: Approx. 90 lbs. Warranty: 1 year factory warranty.</p>	\$450.00	6	\$2700.00

Ask us about ordering your team colors & detailing sizes needed for your team



Actual camp use





Photo Image	Equipment Description	Unit Price	Total #	Total cost
<p>Dip-N-RiP Sticks Multi Trainer</p> <p style="text-align: right;"><b>\$724.00 each</b></p> 	<p><b>B.I.G. H.I.T.T.S. Dip-N-RiP Sticks Multi Trainer</b></p> <p><i><b>(Coach Bobby Hosea patented product)</b></i></p> <p>The Dip-N-Rip Sticks Multi Trainer develops muscle memory to help reinforce injury preventive practices.</p> <p>With only two hours of practice per session to install offense, defense and special teams leaves precious little time for coaches to teach proper tackling fundamentals. Having to ask players to stay low while practicing how to tackle properly is not only a waist of a repetition that would improve the athlete's performance that could lead to injury. my invention forces the player to position himself properly during practice.</p> <p>The Multi Trainer accommodates all age groups from Youth to Collage due to its <b>adjustable height from 3'-5" to 72" tall</b>. Its width adjusts from as narrow as 32" wide to work a single athlete, or to a Maximum of 12' feet wide to work 4 athletes at once.</p>	<p><b>\$724.00</b></p>	<p><b>4</b></p>	<p><b>\$2896.00</b></p>

Ask us about ordering  
 your team colors &  
 detailing sizes needed  
 for your team





Actual camp use

Photo Image	Equipment Description	Unit Price	Total #	Total cost
 <p><b>JUNIOR S-TACKLE SLED</b></p> <p><b>\$895.00</b></p>	<p><b>Junior S- Tackle Sled</b></p> <p>US Patent #6,988,965 B2   US Patent #6,942,585 B</p> <p>The Jr. S-Advantage Tackler is a near-perfect teaching tool for youth players. The Junior S-Advantage Sleds are scaled-down versions of the regular S-Advantage Sleds.</p> <p>The S-Pad is the state-of-the-art design that helps teach players the proper contact position. The S-Pad shape imitates the angles of a good football player. It's a pad for all techniques. The Junior S-Advantage Sleds are designed for 65-120 pound players. The Junior S-Tackler is designed to teach the proper "take down" technique. The design of the sled allows the junior player to go full speed without contacting the metal base. Weight: 98 lbs. Pad color: Black, Red, Blue.</p>	<p><b>\$895.00</b></p>	<p><b>5</b></p>	<p><b>\$4475.00</b></p>
 <p><b>VARSITY: S-ADVANTAGE 2-7 MAN SLEDS</b></p> <p><b>\$4,395.00</b></p>	<p><b>Varsity-S-Advantage 2-7 Man Sleds</b></p> <p>The Jr. S-Advantage Tackler is a near-perfect teaching tool for youth players. The Varsity-S-Advantage Sleds are the regular S-Advantage Sleds for Men.</p> <p>It comes as a set of two to seven.</p> <p>Recommend one set of four (4) Varsity Size for the full price quoted here</p>	<p><b>\$4,395.00</b></p>	<p><b>1Set of 4</b></p>	<p><b>\$4395.00</b></p>



Actual camp use

Ask us about ordering your team colors & detailing sizes needed for your team

Photo Image	Equipment Description	Unit Price	Total #	Total cost
 <p>6" Rubber Cones  <b>\$3.50</b></p>	<p><b>6" Rubber Cones</b></p> <p>6" Tall Rubber Cones</p> <p>Material: rubber. Size: 6" tall. Color: Orange</p> <p>Please note these are RUBBER cones, not the hard plastic type, these cones stay up in the wind and if landed on are flexible.</p>	\$3.50	100	\$350.00
 <p>7" DIA. DISK CONES  <b>\$1.00</b></p>	<p><b>7" Diameter Disk Cones</b></p> <p>Size: 7" tall. Color: Orange</p> <p>7" diameter Disk Cones used for camp drills</p>	\$1.00	200	\$200.00

Ask us about ordering  
 your team colors &  
 detailing sizes needed  
 for your team



Actual camp use

Contact info:

(310) 351-0891

Gridiron Technologies and Science

[www.gtscience.com](http://www.gtscience.com)

My direct email: [prppro@msn.com](mailto:prppro@msn.com)



*We play using our MIND - not our "HEAD"*

*The Hosea-Method tackling technique is the best protection a tackle football player can have from a self-inflicted helmet involved tackle. The Hosea-Method enlightens and empowers athletes how to protect themselves, their teammates and opponents from injuries caused by initiating contact with the crown of the helmet, or exposing their helmet to contact while making a tackle.*

*Coach Bobby Hosea*