


---

## Video Visit with Cedars Sinai Urology Instructions

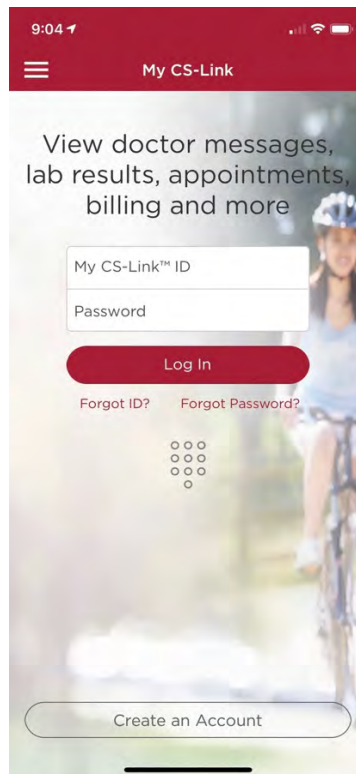
---

If this is your first time conducting a video visit, please plan to start preparing at least **15 minutes** before your appointment time. For questions call **310-423-4700**.

1. Open the Cedars Sinai App on your smartphone.



2. Enter your login and password. You need to be registered for My CS-Link and have a login/password



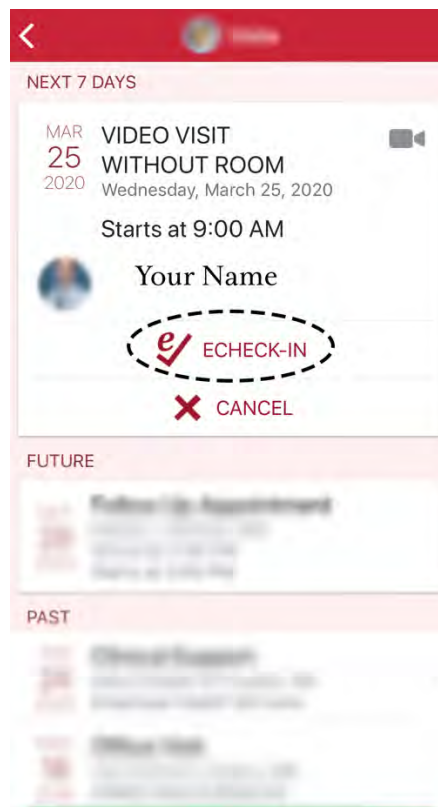
3. Select the visit icon



Visits

4. Click on ECHECK-IN.

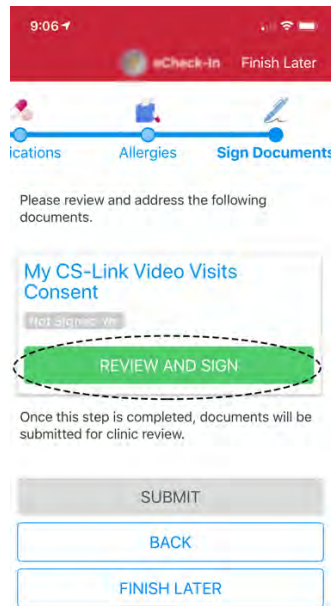
If you wish, from this point on you can stop reading these instructions and follow the instructions on your screen.



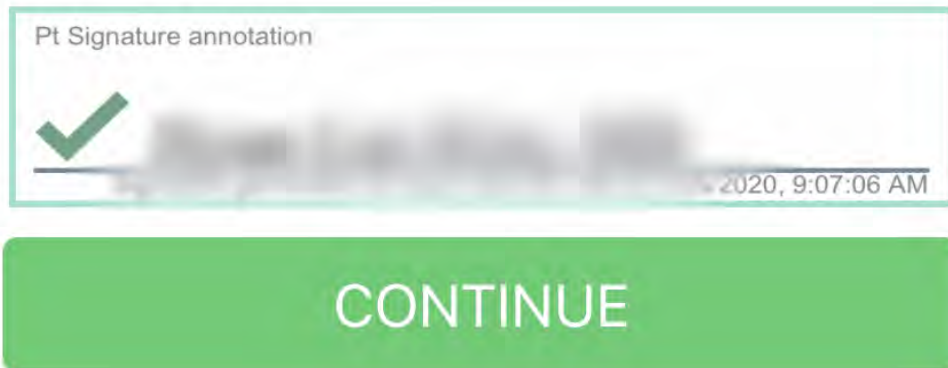
5. Click through a series of windows where you have the opportunity to verify your address/contact, medications, pharmacy, allergies. Click NEXT to move through this section.



6. Select REVIEW AND SIGN



7. Scroll to the bottom of the screen and enter your name. Then click CONTINUE.



8. Select SUBMIT and then select BEGIN VISIT.

