




*A Community Mental Health Funding Alliance*

# Annual Report

July 1, 2019 – June 30, 2020

**APPROVED**




# Table of Contents

Letter from the President & Executive Director	1
Townships	2
INC Board History	3
INC Board of Directors	4
708 Board Members	5
Tax Levy	6
Building Program	7
Agency Support by Category	8
Residents Served by Agency	9
Agency and Program Funding	10-11
Expense Analyses	12-13
Acknowledgements	15



*TriCity Family Services like many other agencies adopting to the COVID-19 unprecedented times and creating a virtual Gala Fundraiser.*

*Thank you to Aurora Women's Empowerment Foundation, Community Foundation of the Fox River Valley, Dunham Fund, and Fox Valley United Way for partnering with us during these challenging times.*



*INC participated in Christmas in Kaneville and received a warm welcome from residents.*



---

*"A Community Mental Health Funding Alliance"*

*Townships of: Aurora - Batavia - Big Rock - Blackberry - Kaneville - Sugar Grove - Virgil*

---

TO THE CITIZENS OF SOUTH KANE COUNTY:

The Board of Directors and leadership of the INC Board, NFP are pleased to present this Annual Report for the fiscal year period July 1, 2019 through June 30, 2020.

In March, 2020 due to the pandemic, the INC Board joined a funding partnership with the Aurora Women's Empowerment Foundation, Community Foundation of the Fox River Valley, Dunham Fund, and Fox Valley United Way to provide emergency support to local service agencies and not-for-profits. Thanks to this partnership's rapid assessment of the local needs and funding requested, it was able to award \$595,480 to 50 local nonprofits to help them get through the early days of the shutdown. Of our 15 INC-funded agencies, 11 received additional funding through this emergency response fund.

Local 708 taxes paid by the residents in our seven townships continue to play a critical role in assuring the availability of a variety of mental health services in south Kane County. The 15 agencies and 34 programs funded by INC help address local needs and provides diverse mental health services, substance abuse treatment, and developmental disability programs to our residents. The INC model of consolidating and distributing local mental health taxes has been an ongoing success and has been enthusiastically supported for over 45 years. Our shared funding model is an example of how diverse communities can work together to benefit and serve our most vulnerable population.

The INC Board appreciates the work of all of the provider agencies who continue to serve our residents during the past year in such a challenged environment. We also want to thank our seven township 708 mental health boards for their steadfast support and commitment to our work.

This report is an audited and accurate portrayal of income received, how our funds were used and a summary of our funded services in FY2019-2020. We hope you will review the enclosed material and join us in sharing our success and appreciation with your communities.

Please feel free to contact INC staff with any questions or suggestions regarding any of the information provided. With your continued support, we look forward to continuing our services to your communities for many more years to come.

Best wishes,

A handwritten signature in black ink, appearing to read "Ken Rojek".

Kenneth Rojek,  
INC Board President

A handwritten signature in black ink, appearing to read "Dalila Alegria".

Dalila Alegria,  
Executive Director

## Funding for Mental Health, Intellectual/ Developmental Disabilities and Substance Use Disorder Services for the Residents of



---

### **Our Mission:**

To support mental, intellectual and developmental health and well-being for residents of the seven townships in INC's Alliance by responsibly using these local resources to fund, plan, coordinate, monitor, advocate, educate and lead collaborative efforts for a local system of care that provides services to any resident with mental health concerns; developmental/intellectual disabilities and/or substance use disorders.

---

## **INC Board, NFP**

### **Brief History**

INC Board, NFP, is an Illinois, not-for-profit corporation which was chartered as Mental Health and Mental Retardation Services on April 21, 1969, to promote the creation of local mental health boards authorized under 405 Illinois Compiled Statutes §20/3a.

In the November of 1970 general election, Aurora, Batavia, Big Rock, Blackberry, Kaneville and Sugar Grove Township voters in Kane County, Illinois, approved a community mental health tax by referendum. Each of the six township boards appointed a seven-member community mental health board, known as a 708 board, after the number of the Illinois House of Representatives resolution which created such entities. Virgil Township passed a referendum in November of 2000 and also appointed a 708 board.

Each 708 board recommends a mental health levy to its respective township board for inclusion among their levy submissions to the county. The county distributes the tax dollars collected to the townships, which remit the mental health portion of the taxes to the INC Board, the administrative body. The combined levies are distributed to agencies for selected, eligible services by the INC Board.

INC's Board of Directors is composed of fifteen (15) members; one member from each of the township 708 Boards, and eight (8) members-at-large elected by the board. Contractual agreements exist between INC and the seven community mental health boards to carry out the work in a regional approach to administration.

Community supports provided by INC with local mental health tax dollars enable local agencies to deliver services to persons with mental illness, intellectual/ developmental disabilities and substance use disorders. Support is currently over \$2 million. Since its inception, INC has allocated close to \$40 million to community agencies for services for persons within its catchment area.

INC built and is the owner of the buildings at 400 Mercy Lane, and both 309 and 409 West New Indian Trail Court. These house not only the INC offices, but also the Association for Individual Development, including both the Elizabeth Keeler Center and Thompson Rehabilitation Center, Gateway Foundation–Aurora and offices for the National Alliance on Mental Illness (NAMI) KDK affiliate. All the buildings are situated on land purchased from Mercy Center for Health Care Services and the Sisters of Mercy. There are still 1.8 acres of undeveloped land.

INC's continuing responsibility to the citizens of our seven townships is to assure the availability, accessibility and continuity of appropriate services for persons with mental illness, intellectual/developmental disabilities, and substance use disorders.

## 2019 – 2020 INC Board of Directors

### EXECUTIVE COMMITTEE

Ken Rojek (Big Rock Township), President Big Rock, 60511	Russ Wolf Vice President Aurora, 60506
Eva Serrano, Ed.D., Secretary Aurora, 60506	John Whildin Treasurer Elburn, 60119
Terry Lanthrum (Blackberry Township) Elburn, 60119	Ray Weaver Sugar Grove, 60554

### DIRECTORS

Christina DeLeon North Aurora, 60542	Joel Grámirez (Aurora Township) Aurora, 60506
Kathleen E. Hoocy (Kaneville Township) Maple Park, 60151	James Hopp Aurora, 60506
Cathy Hoyda (Sugar Grove Township) Sugar Grove, 60554	Evelyn L. Hull, MS, LCPC Aurora, 60506
Marilyn Jacobsen North Aurora, 60542	T.J. Vaughan, Ph.D. (Batavia Township) Batavia, 60510
Michael Yagen (Virgil Township) Maple Park, 60151	

This is a 15-member board consisting of one representative from each township and eight at-large. Not all members served the entire year.

INC Board's Board of Directors met six times during 2019-2020, as required.

### STAFF

Dalila Alegria, Executive Director  
Dagoberto Contreras, Operations Manager  
Colleen Balija, Administrative Assistant (October-Present)  
Eileen Maryanski, Administrative Assistant (July-October)



## 2019 – 2020 Community Mental Health 708 Boards

### **Aurora Township**

Joel Grámirez, President  
Robert Borchert, Secretary  
William Harding  
John Intrain  
Anton Kirner  
David Moore\*  
Pamela Peters  
Janice Smith  
Christine Goerlich Weber

### **Batavia Township**

Howard Katz, President  
Garry Brown, Secretary  
Nancy Hubbard  
Sue Krol  
Nancy Murphy  
T.J. Vaughan  
John West\*

### **Big Rock Township**

Ted McCannon, President  
Tom Losiniecki, Secretary  
Judy Blincoe  
Lorraine Hall  
Kenneth Rojek\*  
Brenda Rompf  
Joanne Tosch

### **Blackberry Township**

Terry Lanthrum, President  
Donna Harner, Secretary  
Dave Anderson  
Stephanie Butler  
Lois Mack  
Tim Norris\*  
Caryn Spizzzeri

### **Kaneville Township**

Kathleen Hooey, President  
Jan Gramley, Secretary  
Jennifer Long  
Kenneth Schultz  
Jody Springsteen  
Jeanette Wampach  
Alvah Withey\*

### **Sugar Grove Township**

Sally Bruce, President  
Cathy Hoyda, Secretary  
Lisa Campise  
Denise Claessens  
Pamela Olsen  
Lisa Sestak  
Alison Squires\*

### **Virgil Township**

Rita Campbell, President  
Georgianna Zakosek, Secretary  
Jean Fabrizius  
Ted Janecek\*  
Mary Larsen  
Michael Yagen  
Peg Yagen

Please note: These are seven member boards. Not all members served the entire year.

\*Township Representative

## Meetings

The Township Community Mental Health 708 Boards met four times during 2019 – 2020, with the annual meeting of the INC Board serving as the fourth meeting of the year.

**2018 Tax Levy**  
**For Use in 2019 – 2020**

<b>Township</b>	<b>Levy Received</b>
Aurora Township	\$1,310,092
Batavia Township	\$395,000
Big Rock Township	\$23,555
Blackberry Township	\$55,230
Kaneville Township	\$14,045
Sugar Grove Township	\$118,109
Virgil Township	\$18,707
Total	\$1,934,738

## Building Program

### 2019 – 2020 Rental Income / In-Kind Donations

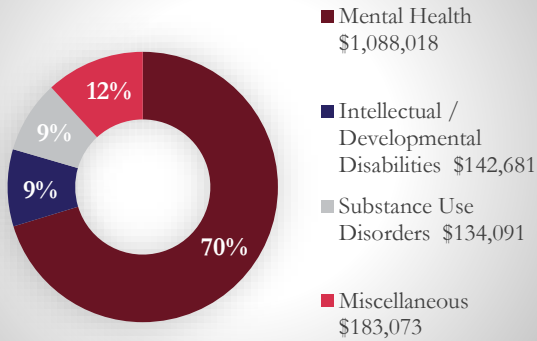
---

Lease	Property	Rents Collected	In-Kind Donations
Association for Individual Development	Elizabeth Keeler Center	\$38,588	\$130,631
	Thompson Rehab Center	\$77,175	\$237,825
	Thompson Rehab Center – North Wing	\$38,587	\$78,148
Gateway Foundation	400 Mercy Lane	\$42,222	\$53,778
	Land on 400 Mercy Ln	\$4,800	-0-
National Alliance for the Mentally Ill	400 Mercy Lane	-0-	\$4,320
Conley Outreach Community Services	Sugar Grove Office	-0-	\$17,760
	Elburn Office	-0-	\$9,654
Total		\$201,372	\$532,116

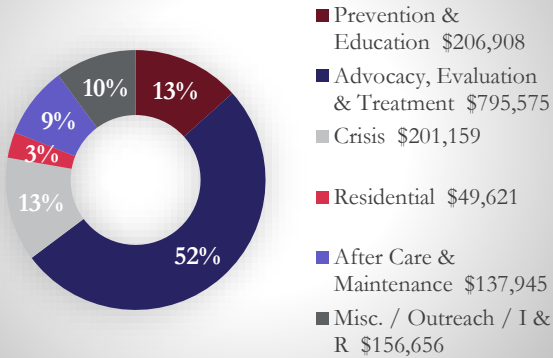
As noted in the Brief History on page 3, INC owns several properties that are made available to agencies to provide services. INC collects only enough rent from the agencies to maintain these buildings. The difference between the market value and collected rents is provided as a rental subsidy, or in-kind donation to the agencies. In addition, INC leases building space in the West Towns area to provide space for providers and clients to meet. These are managed by Conley Outreach Community Services and are also considered in-kind contributions. The above table is a breakdown of rental income and in-kind donations for 2019 – 2020.

# Total Agency Support by Categories

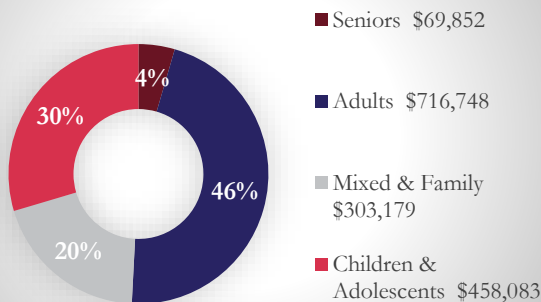
## Core Services



## Type of Services



## Ages Served



## 2019 – 2020 Service Statistics by Funded Agency

Agency	Defined Unit	Residents Served	Units of Service
Association for Individual Development	Varies	1,910	46,074
Breaking Free, Inc.	1 Hour	477	3,357
Communities In Schools	1 Hour	335	4,266
Conley Outreach Community Services	Varies	750	1,183
Elderday Center	1 Hour	3	874
Family Counseling Service	1 Hour	983	9,208
Family Focus	Varies	653	644
Fox Valley Hands of Hope	Contact	259	451
Gateway Foundation	1 Day	6	160
Mutual Ground	1 Hour	534	1,723
NAMI – KDK	Varies	682	865
Senior Services Associates	Varies	66	835
Suicide Prevention Services	1 Hour	1,214	2,432
TriCity Family Services	1/4 Hour	875	32,219
VNA Health Care	1 Hour	102	1,362
<b>TOTAL</b>		<b>8,849</b>	<b>105,652</b>

## 2019 – 2020 Building Statistics

Agency	Defined Unit	Residents Served	Units of Service
Association for Individual Development	1 Day	156	22,516
Gateway Foundation	1 Hour	107	9,906
<b>TOTAL</b>		<b>263</b>	<b>32,422</b>

These statistics reflect those individuals served in programs not funded by the INC Board but occurring in INC-owned buildings.

## INC Board's 2019 – 2020 Agency Funding & Support

Agency	Program	Funding
Association for Individual Development*	Client & Family Support	150,380
	Crisis Intervention / Crisis Line	101,800
	Keeler Center Autism Services	26,391
	Psychiatric Support Services	115,690
	Victim Services	16,882
<b>TOTAL</b>		<b>\$ 411,143</b>
Breaking Free, Inc.	Child Abuse Prevention Parent Training	84,000
	Comprehensive Treatment & Recovery	35,000
	Comprehensive Women's Treatment	36,300
<b>TOTAL</b>		<b>\$ 155,300</b>
CASA Kane County**	CASA Conference	2,500
<b>TOTAL</b>		<b>\$ 2,500</b>
Communities In Schools	Comprehensive Services Program	\$85,000
<b>TOTAL</b>		<b>\$ 85,000</b>
Community Foundation of the Fox River Valley**	COVID-19 Grant Making Program	25,000
<b>TOTAL</b>		<b>\$25,000</b>
Conley Outreach Community Services*	Community Care Team	628
	Kaneland Community Partners-Healthy Youth	2,500
	West Towns Network	71,500
<b>TOTAL</b>		<b>\$ 74,628</b>
Elderday Center	Adult Day Program	6,000
<b>TOTAL</b>		<b>\$ 6,000</b>
Family Counseling Service	Adult Behavioral Health	107,000
	Child & Adolescent Behavioral Health	96,000
	Older Adult Services	34,000
	Substance Abuse Treatment	10,000
	Telepsychiatry Pilot**	16,031
<b>TOTAL</b>		<b>\$ 263,031</b>

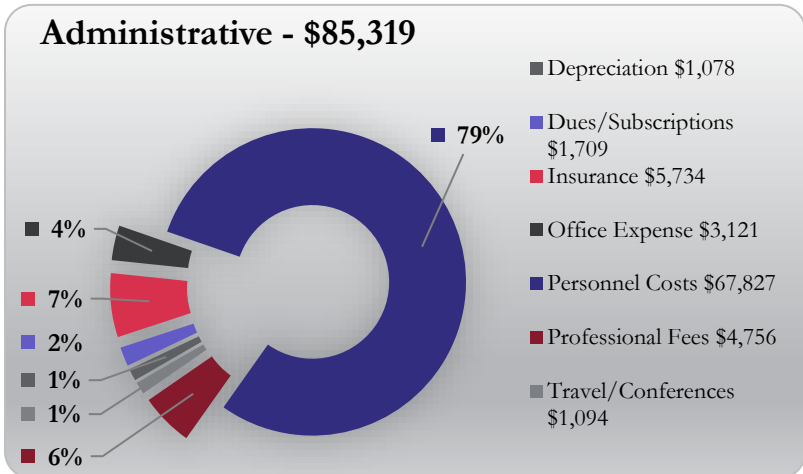
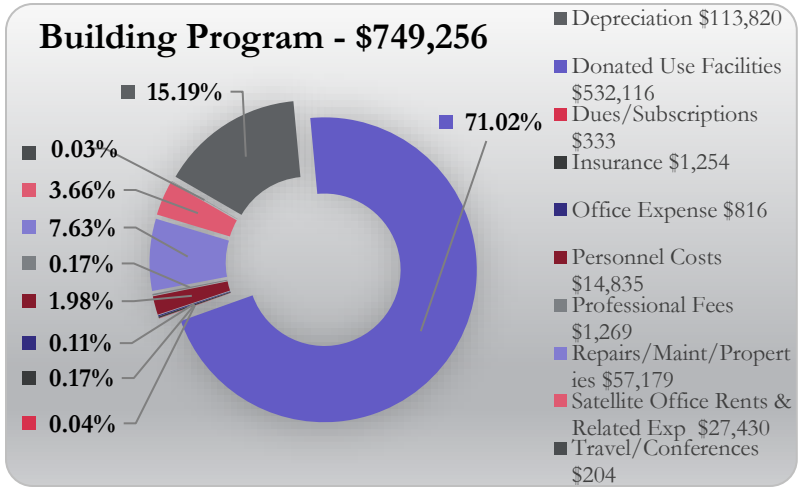
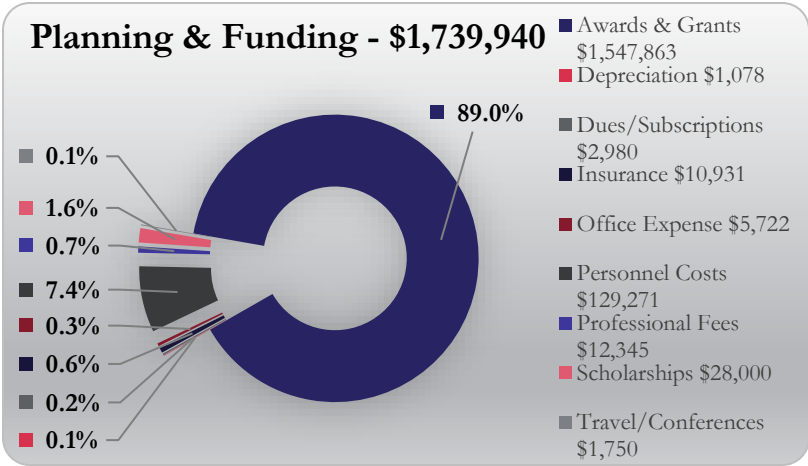
Agency	Program	Funding
Family Focus	Community Liaison	\$58,350
<b>TOTAL</b>		<b>\$ 58,350</b>
	Adult Bereavement Services	12,985
Fox Valley Hands of Hope	Cuenta Conmigo	1,624
	Youth Bereavement Services	12,985
	Database Implementation**	5,000
<b>TOTAL</b>		<b>\$ 32,594</b>
Gateway Foundation*	Providence House Residential	48,000
<b>TOTAL</b>		<b>\$ 48,000</b>
	Domestic Violence	70,560
Mutual Ground, Inc.	Sexual Assault	31,992
	Merger Support**	10,000
<b>TOTAL</b>		<b>\$ 112,482</b>
NAMI – KDK*	Community Support Groups	7,000
	Treatment Alternative Court	3,486
<b>TOTAL</b>		<b>\$ 10,486</b>
Senior Services Associates	Senior Companion	18,396
<b>TOTAL</b>		<b>\$ 18,396</b>
	Intervention Program	30,000
Suicide Prevention Services	School Suicide Prevention	8,510
	SPS Hotline	6,808
<b>TOTAL</b>		<b>\$ 45,318</b>
TriCity Family Services	Counseling Services	66,586
	Emotional Services	47,224
<b>TOTAL</b>		<b>\$ 113,810</b>
VNA Health Care	Healthy Families Illinois	80,000
<b>TOTAL</b>		<b>\$ 80,000</b>
	Ride In Kane Paratransit Program	5,825
<b>TOTAL</b>		<b>\$ 5,825</b>
Agency Funding		\$1,547,863
Subsidized Rent		\$532,116
<b>TOTAL SUPPORT</b>		<b>\$2,079,979</b>

\*Subsidized rents are not included in agency totals.

\*\*Funding provided as a one-time support.

# INC Board 2019 – 2020 Expense Analyses

(From Audit – Divided by Program)

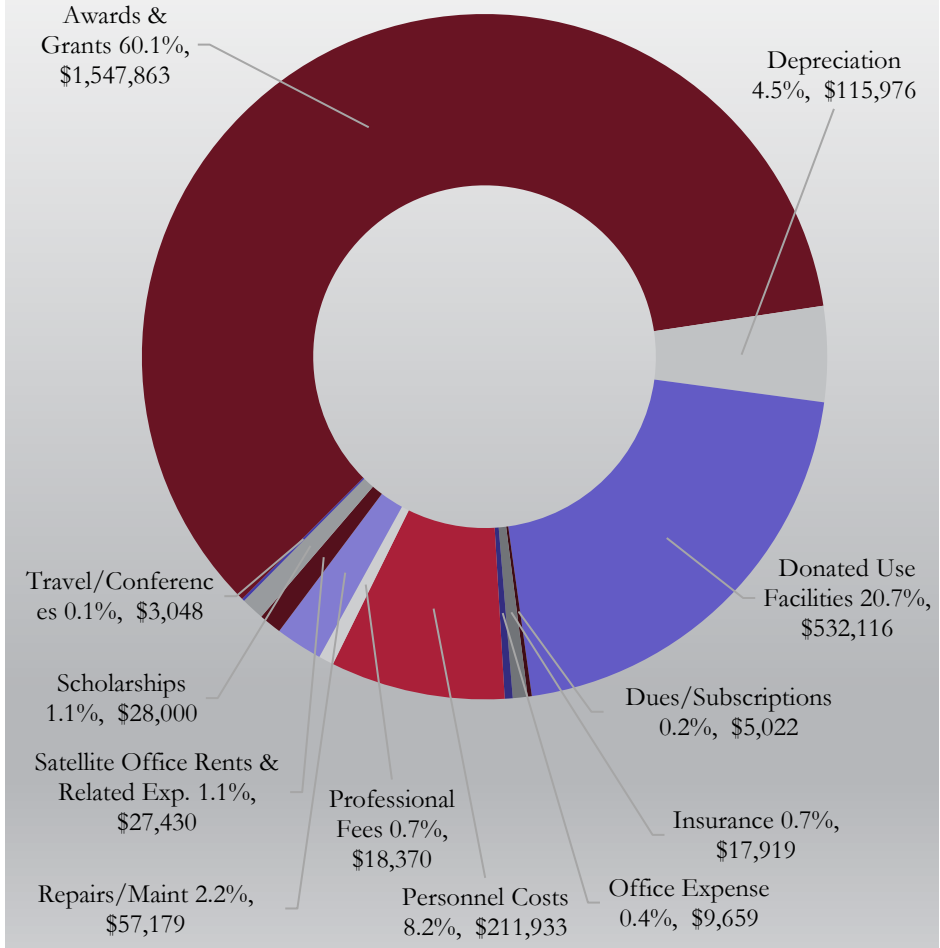




## INC Board 2019 – 2020 Expense Analysis

(From Audit)

### Total Organizational Expenses - \$2,574,515

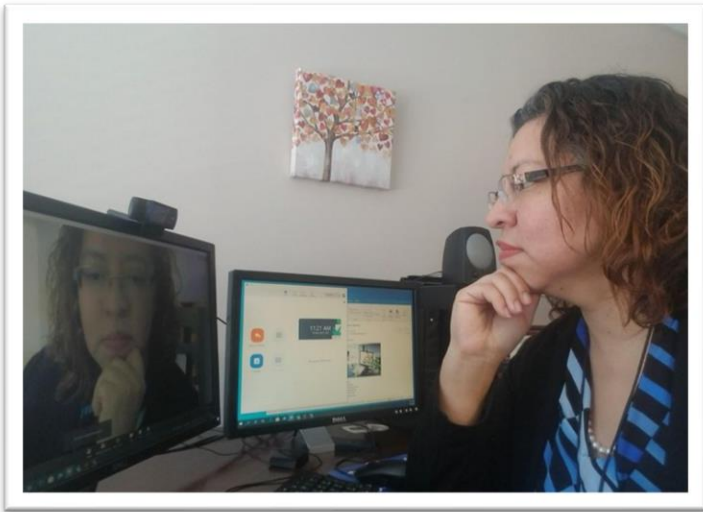


Awards and Grants comprise the largest expenditure for INC, overall at 60.1%. Donated Use of Facilities is at 20.7% and Personnel Costs are at 8.2% organization-wide. INC continues to be cognizant of using tax-payer funds to provide needed community supports while keeping costs to do so at a minimum.

Planning & Funding comprises 67.6% of the total organizational expenses while Building Program is 29.1%. **This leaves 3.3% of total organizational expenses to administrative expenses.**



*NAMI KDK shares a message with the community during the state's shelter in place order.*



*The INC Board, NFP is proud to partner with Family Counseling Services to pilot telehealth services. During the COVID-19 pandemic, it has been a great asset.*

## INC Board, NFP

always extends a sincere

# Thank You!

... to the **Township Supervisors, Clerks and Staff** of Aurora, Batavia, Big Rock, Blackberry, Kaneville, Sugar Grove and Virgil Townships for your assistance with the levies that provide mental health taxes to fund services for mental health, intellectual/ developmental disabilities and substance use disorders for our residents,

... to the **Executive Directors and Staff of INC-funded agencies** for providing services to those in need and for collaborating with other agencies on issues that arise throughout the year to ensure that the needs are met. Also, for prompt reporting of data so that taxpayers can see how these funds are being used and become aware of the importance of their support.

... to all the other **agencies, organizations and networks** who work throughout the community to identify gaps in service, collaborate to provide appropriate responses, and, where unable to fulfill the identified service requirements, refer to other agencies who can.

and last, but definitely not least,

... to the **taxpayers, residents and concerned citizens** who volunteer, serve on the community mental health 708 boards, and otherwise support the agencies and programs serving those in need.

The INC Board and staff are grateful for the role  
each of you plays in sustaining  
the system of care in southern Kane County.

INC Board, NFP  
400 Mercy Lane | PO Box 935 | Aurora, IL  
630.892.5456 | [www.incboard.org](http://www.incboard.org)