



INAC

Mental Health Alliance

Collaborating for the health of residents in
Aurora, Batavia, Big Rock, Blackberry, Kaneville,
Sugar Grove and Virgil Townships

Annual Report

July 1, 2021 - June 30, 2022

Final

Table of Contents

Letter from the President & Executive Director	1
Townships	2
INC Board History	3
INC Board of Directors	4
708 Board Members	5
Tax Levy	6
Building Program	7
Agency Support by Program	8
Service Statistics by Funded Agency	9
Service Statistics by Township	10
Agency and Program Funding	11-12
Expense Analyses	13-14
Acknowledgements	16

INC staff thanked Board member Ken Rojek in May for his service as President and welcomed incoming President TJ Vaughan.



Mutual Ground's annual Walk for Hope event draws a large crowd.

Volunteers welcome families to Fox Valley Hands of Hope annual Family Forest Days program.





Collaborating for the health of residents in
Aurora, Batavia, Big Rock, Blackberry, Kaneville,
Sugar Grove and Virgil Townships

TO THE RESIDENTS OF SOUTH KANE COUNTY:

The Board of Directors and leadership of the INC Mental Health Alliance are pleased to present this Annual Report for the fiscal year period July 1, 2021 through June 30, 2022.

As we reflect on this past year, the only constant was change. For over 40 years, INC has owned land and facilities on the Mercy campus. In 2016, the board made a strategic decision to focus on our core mission and look at options to remove ourselves as landlords. In FY22, we successfully completed the sale of approximately 1.8 acres of property and our four buildings to two of our funded agencies. The INC office is still in our same space, and we plan to be here for many years to come. We also continue to sublease space to our local NAMI chapter. We are excited that our funded agencies will continue to provide expanded services locally for all residents.

Our board also approved a change in our name and logo. We are now **INC Mental Health Alliance**, a name that better aligns with our work. We have a new website: www.incmha.org.

The INC Board of Directors and staff continue to work with our provider agencies and community partners to identify needed services that have no other source of state or federal funding to address the gaps in the system. The local 708 mental health property taxes paid by residents of our seven townships are integral in assuring the availability of mental health services in south Kane County. The 15 agencies and 33 programs funded by INC help address local needs for a diverse array of mental health services, substance use disorder treatment, and developmental disability programs for our residents. The INC model of consolidating and distributing local mental health taxes is an example of how diverse urban, suburban, and rural communities can work together to benefit and serve our most vulnerable residents.

INC appreciates the work of all provider agencies who continue to serve our residents. We also want to thank our seven township 708 mental health boards and township officials for their unwavering support and commitment to our mission.

This report is an audited and accurate portrayal of income received, how the funds were used, and the programs funded by INC in FY2021-2022. We hope you will review the enclosed material and join us in sharing our appreciation of our communities.

Please feel free to contact INC staff with any questions or suggestions regarding any of the information provided. With your continued support, we look forward to continuing our mission for many more years to come.

Best wishes,

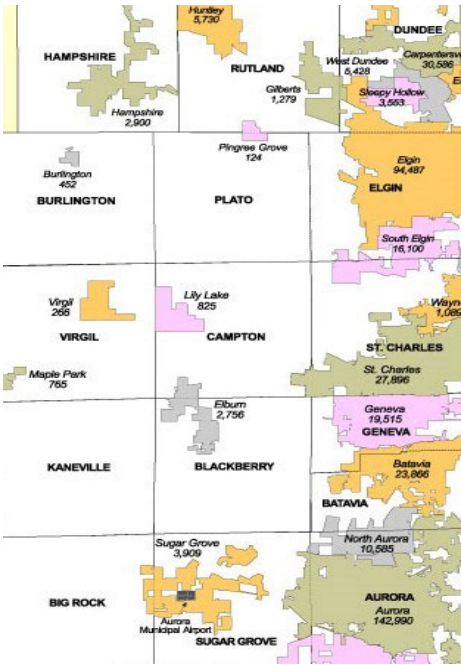
A handwritten signature in black ink, appearing to read "Ken Rojek".

Kenneth Rojek,
INC Board President 2019-2022

A handwritten signature in black ink, appearing to read "Dalila Alegria".

Dalila Alegria,
Executive Director

Funding for Mental Health, Intellectual / Developmental Disabilities and Substance Use Disorder Services for the Residents of:



- Aurora
- Batavia
- Big Rock
- Blackberry
- Kaneville
- Sugar Grove
- Virgil

MISSION STATEMENT

To support mental, intellectual, and developmental health and well-being for residents of the seven townships in INC's Alliance by responsibly using these local resources to fund, plan, coordinate, monitor, advocate, educate, and lead collaborative efforts for a local system of care that provides services to any resident with mental health concerns, developmental/intellectual disabilities, and/or substance use disorders.

INC Mental Health Alliance History

Formerly Mental Health and Mental Retardation Services, Inc., but known throughout the community as “INC;” is an Illinois, not-for-profit corporation which was chartered on April 1969 to promote the creation of local mental health boards authorized under 405 Illinois Compiled Statutes §20/3a (Community Mental Health Act).

In the November 1970 general election, Aurora, Batavia, Big Rock, Blackberry, Kaneville, and Sugar Grove Township voters in Kane County, Illinois, approved a community mental health tax by referendum. Each of the six township boards appointed a seven-member community mental health board, known as a “708” board after the number of the Illinois House of Representatives resolution which created such entities. Virgil Township passed a referendum in November 2000 and appointed a 708 board.

Each 708 board recommends a mental health levy to its respective township board for inclusion among their levy submissions to the county. The county distributes the tax dollars collected to the townships, which remit the mental health portion of the taxes to INC Mental Health Alliance, the administrative body. The combined levies are distributed to agencies for selected, eligible services by the INC Mental Health Alliance.

INC Mental Health Alliance Board of Directors is composed of fifteen (15) members; one member from each of the township 708 Boards, and eight (8) members-at-large elected by the board. Contractual agreements exist between INC and the seven community mental health boards to carry out the work in a regional approach to administration.

Community support provided by INC with local mental health tax dollars enable local agencies to deliver services to persons with mental illness, intellectual / developmental disabilities, and substance use disorders. Since its inception, INC has allocated approximately \$50 million to community agencies towards services for individuals within its catchment area.

INC built and, until 2022, owned the buildings at 400 Mercy Lane, and both 309 and 409 W. New Indian Trail Court. These house not only the INC offices but also the Association for Individual Development, including both the Elizabeth Keeler Center and Thompson Rehabilitation Center, Gateway Foundation in Aurora, and offices for the National Alliance on Mental Illness KDK affiliate. All the buildings are situated on land purchased from Mercy Center for Health Care Services and the Sisters of Mercy. There is still 1.8 acres of undeveloped land that was also sold in 2022.

2021 - 2022 INC Board of Directors

Executive Committee

Ken Rojek President Big Rock, 60511	Russ Wolf Vice President Aurora, 60506
Marilyn Jacobsen Secretary North Aurora, 60542	John Whildin Treasurer Elburn, 60119
Terry Lanthrum (Blackberry Township) Elburn, 60119	T.J. Vaughan, Ph.D (Batavia Township) Batavia, 60510

Directors

Denise Claessens Sugar Grove, 60554	Evelyn Hull, MS Aurora, 60506
Denise Elsbree (Aurora Township) Aurora, 60506	Alicia Schatteaman, Ph.D Sugar Grove, 60554
Joel Grámirez (Aurora Township) Aurora, 60506	Eva Serrano, Ed.D Aurora, 60506
Kathleen E. Hooey (Kaneville Township) Maple Park, 60151	Joanne Tosch (Big Rock Township) Big Rock, 60511
James Hopp Aurora, 60506	Tina Willson (Sugar Grove Township) Montgomery, 60538
Cathy Hoyda (Sugar Grove Township) Sugar Grove, 60554	Michael Yagen (Virgil Township) Maple Park, 60151

This is a fifteen member board consisting of one representative from each township and eight at-large members. INC Board met six times during 2021 - 2022 as required.

Staff

Dalila Alegria, Executive Director
Colleen Balija, Operations Manager
Ann Montgomery, Administrative Assistant
Tiffany Larocque, Intern
Isabella Ramirez, Intern

2021 - 2022 Community Mental Health 708 Boards

Aurora Township

Denise Elsbree, President
Joel Grámirez, President
Janice Smith, Secretary
Robert Borchert
David Moore*
Christine Goerlich Weber

Big Rock Township

Ted McCannon, President
Tom Losiniecki, Secretary
Judy Blincoe
Lorraine Hall
Kenneth Rojek*
Brenda Rompf
Joanne Tosch

Kaneville Township

Kathleen Hooley, President
Jan Gramley, Secretary
Johanna Jameson
Kenneth Schultz
Jody Springsteen
Jeanette Wampach
Alvah Withey*

Virgil Township

Rita Campbell, President
Jean Fabrizius, Secretary
Tiffany Callaghan
Ted Janecek*
Mary Larsen
Michael Yagen
Peg Yagen

Meetings

The Township Community Mental Health 708 Boards met four times during 2021-2022, with the annual meeting of the INC Board of Directors serving as the fourth meeting of the year.

Batavia Township

Howard Katz, President
Helen Sue Krol, Secretary
Nancy Hubbard
Nancy Murphy
Ellen Nottke
Kim Tarver
T.J. Vaughan
John West*

Blackberry Township

Terry Lanthrum, President
Donna Harner, Secretary
Stephanie Butler
Judie Childress*
Lois Mack
Caryn Spitzeri
John VanBogaert

Sugar Grove Township

Sally Bruce, President
Tina Willson, Secretary
Denise Claessens
Cathy Hoyda
Nadia Schweisthal
Lisa Sestak
Phil Silagi*

Please note: These are seven member boards.
Not all board members served the entire year.

*Township Representative

2020 Tax Levy For Use in 2021 - 2022

Township	Levy Received
Aurora Township	\$1,366,428
Batavia Township	\$408,253
Big Rock Township	\$24,556
Blackberry Township	\$58,378
Kaneville Township	\$14,683
Sugar Grove Township	\$126,058
Virgil Township	\$19,784
Total	\$2,018,140

PROMOTING BETTER HEALTH

INC's continuing responsibility to the citizens of our seven townships is to assure the availability, accessibility, and continuity of appropriate services for persons with mental illness, intellectual / developmental disabilities, and substance use disorders.

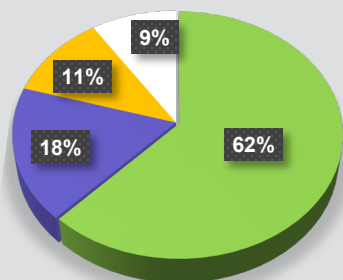
Building 2021 - 2022 Rental Income / In-Kind Donations

Lease	Property	Rent Collected	In-Kind Donations
Association for Individual Development (AID)	Elizabeth Keeler Center	\$35,372	\$100,150
	Thompson Rehab Center	\$70,744	\$181,785
	Thompson Rehab Center – North Wing	\$35,372	\$58,689
Gateway Foundation	400 Mercy Lane	\$35,185	\$44,636
	Land on 400 Mercy Ln	\$4,000	-0-
National Alliance on Mental Illinois (NAMI)	400 Mercy Lane	-0-	\$4,320
Conley Outreach Community Services	Sugar Grove Office	-0-	\$17,760
	Elburn Office	-0-	\$9,660
Total		\$180,673	\$417,000

Up until May 2022, INC owned several properties that were made available to agencies to provide services. INC collected only enough rent from the agencies to maintain these buildings. The difference between the market value and collected rents is provided as a rental subsidy, or in-kind donation to the agencies. In addition, INC leases building space in the West Towns area to provide space for providers and clients to meet. These are managed by Conley Outreach Community Services and are also considered in-kind contributions. The above table is a breakdown of rental income and in-kind donations for 2021 – 2022.

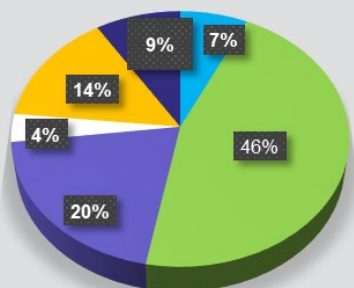
Total Agency Support by Categories

Core Services



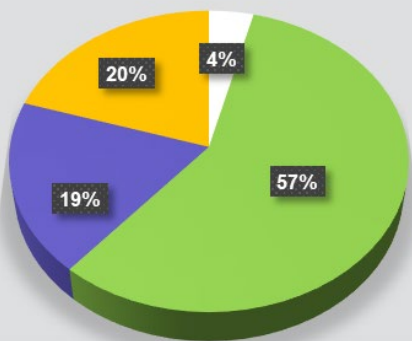
Mental Health	\$1,263,544
Intellectual / Developmental Disabilities	\$357,463
Substance Use Disorders	\$227,046
Miscellaneous	\$187,684

Type



Prevention & Education	\$143,314
Advocacy, Evaluation & Treatment	\$935,208
Crisis	\$409,492
Residential	\$72,082
After Care & Maintenance	\$293,594
Misc/Outreach/Info & Ref	\$182,047

Age



Seniors	\$80,422
Adults	\$1,166,398
Mixed & Family	\$378,990
Children & Adolescents	\$409,927

2021 - 2022 Service Statistics by Funded Agency

Agency	Defined Unit	Residents Served	Units of Service
Ascension Mercy	n/a	n/a	n/a
Association for Individual Development	Varies	36,433	165,206
Cities In Schools	1 Hour	455	3,431
Conley Outreach Comm. Services	Varies	353	1,127
Family Counseling Service	1 appt	1,266	6,277
Family Focus	Varies	571	571
Family Service Assc. of Greater Elgin	1/4 Hour	620	2,840
Fox Valley Hands of Hope	1 Contact	128	181
Gateway Foundation	1 Day	6	120
Mutual Ground, Inc.	1 Hour	438	1,305
NAMI KDK	Varies	67	321
Senior Services Associates	Varies	59	513
Suicide Prevention Services	1 Hour	2,783	3,340
TriCity Family Services	1/4 Hour	976	30,072
VNA Health Care	1 Hour	128	1,605
TOTAL		44,283	216,909

2021 - 2022 Building Statistics

Agency	Defined Unit	Residents Served	Units of Service
Association for Individual Development	1 Day	63	15,289
Gateway Foundation	1 Hour	56	5,168
TOTAL		119	20,457

BUILDING BETTER COMMUNITIES

Annual grants made by INC to local agencies for services to persons with mental illness, developmental disabilities and substance use disorders, using the local mental health tax dollars, are currently over \$1.6 million

2021 - 2022 Service Statistics by Township

Township	Residents Served	Units of Service
Aurora Township	40,444	183,839
Batavia Township	3,154	24,717
Big Rock Township	26	68
Blackberry Township	235	3,789
Kaneville Township	56	344
Sugar Grove Township	325	3,136
Virgil Township	43	1,015
TOTAL	44,283	216,908

2021 - 2022 Building Statistics by Township

Township	Residents Served	Units of Service
Aurora Township	100	18,472
Batavia Township	10	1,291
Big Rock Township	0	0
Blackberry Township	1	307
Kaneville Township	0	0
Sugar Grove Township	8	387
Virgil Township	0	0
TOTAL	119	20,457

2021– 2022 Agency Funding & Support

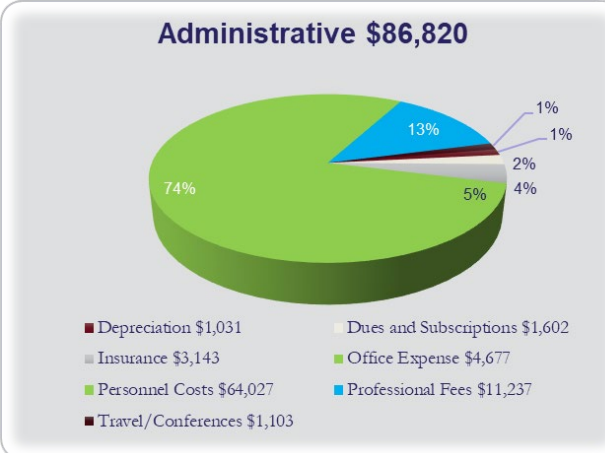
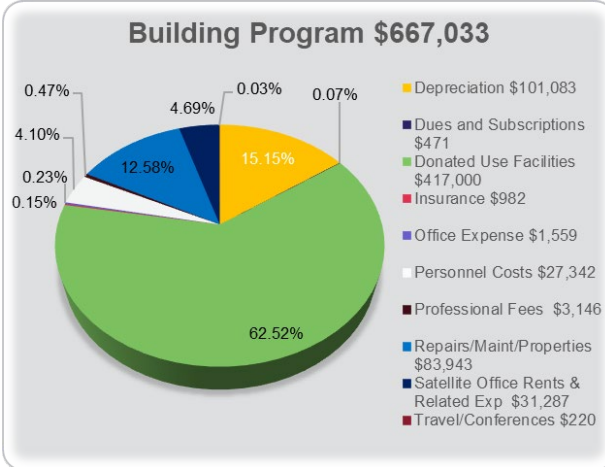
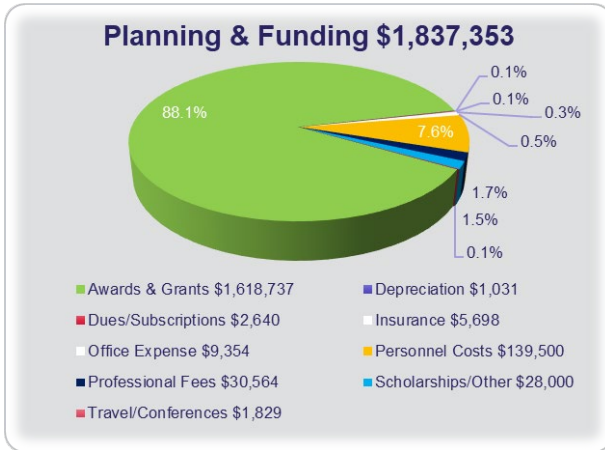
Agency	Program	Funding
AMITA Mercy Medical Center	Crisis Stabilization Unit	\$25,000
TOTAL		\$25,000
Association for Individual Development*	Client and Family Support Services	\$93,954
	Fox Valley Crisis Hotline	\$97,992
	Keeler Center Autism Services	\$26,787
	Unfunded Psychiatric Support Services	\$117,425
	Unfunded Clients - Community Day Services	\$63,910
	Victim and Outreach Services	\$17,135
TOTAL		\$417,203
Cities In Schools	Comprehensive Services Program	\$86,275
TOTAL		\$86,275
Conley Outreach Community Services*	Community Care Team	\$1,000
	Kaneland Community Partners-Healthy Youth	\$2,500
	West Towns Network	\$73,000
TOTAL		\$76,500
Family Counseling Service	Psychiatric Services	\$247,000
	CMH Academic Pilot Program **	\$20,534
	Facility Upgrade **	\$760
	IT Upgrade **	\$16,500
TOTAL		\$284,794
Family Focus	Community Liaison	\$59,225
TOTAL		\$59,225
Family Service Association of Elgin	CITE	\$50,400
TOTAL		\$50,400
Fox Valley Hands of Hope	Adult Bereavement Services	\$10,000
	Cuenta Connigo	\$3,000
	Youth Bereavement Services	\$15,063
TOTAL		\$28,063
Gateway Foundation*	Providence House Residential	\$47,520
TOTAL		\$47,520

Agency	Program	Funding
Mutual Ground	Family Recovery Program	\$85,260
	Comprehensive Services Program	\$35,525
	Comprehensive Women's Treatment	\$36,845
	Domestic Violence	\$71,618
	Sexual Assault	\$32,401
TOTAL		\$261,649
NAMI – KDK*	Community Support Groups	\$6,394
	Treatment Alternative Court	\$5,536
	Staff Support **	\$10,000
TOTAL		\$21,930
Senior Services Associates	Senior Companion	\$18,672
TOTAL		\$18,672
Suicide Prevention Services	Intervention Program	\$31,000
	School Suicide Prevention	\$7,500
	SPS Hotline	\$7,489
TOTAL		\$45,989
TriCity Family Services	Counseling Services	67,585
	Emotional Services	47,932
TOTAL		\$115,517
VNA Health Care	Healthy Families Illinois	80,000
TOTAL		\$80,000
	Agency Funding	\$1,618,737
	Subsidized Rent	\$417,000
TOTAL SUPPORT		\$2,035,737

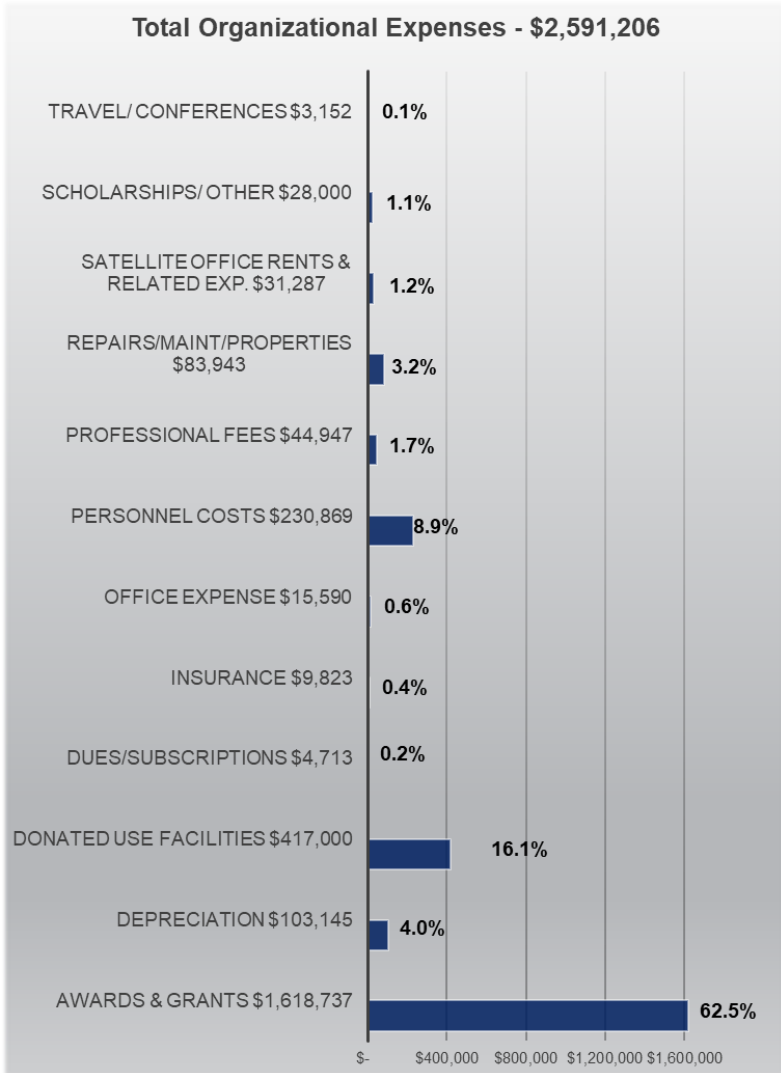
*Subsidized rents are not included in agency totals.

**Funding provided as a one time support.

INC 2021 – 2022 Expense Analyses (From Audit – Divided by Program)



INC 2021 – 2022 Expense Analysis (From Audit)



Awards and Grants comprise the largest expenditure for INC, overall, at 62.5%.

Donated Use of Facilities is at 16.1% and Personnel Costs are at 8.9% organization wide. INC continues to be cognizant of using tax-payer funds to provide needed community supports while keeping costs to do so at a minimum.

Planning & Funding comprises 70.9% of the total organizational expenses, while Building Program comprises 25.7%. This leaves 3.4% of total organizational expenses to administrative costs.

Two children release butterflies at Fox Valley Hands of Hope annual Footprints Memorial Walk, which honors loss due to ectopic pregnancy, miscarriage, or neonatal.



Rendering of the new Crisis Stabilization Unit at AMITA Mercy Medical Center scheduled to open in Fall of 2022.

AMITA Mercy Medical Center hosted a donor tour of the new Crisis Stabilization Unit as construction neared completion.



INC Mental Health Alliance always extends a sincere
Thank You!

... to the Township Supervisors, Clerks and Staff of Aurora, Batavia, Big Rock, Blackberry, Kaneville, Sugar Grove and Virgil Townships for your assistance with the levies that provide mental health taxes to fund services for mental health, intellectual/ developmental disabilities, and substance use disorders for our residents.

... to the Executive Directors and Staff of INC-funded agencies for providing services to those in need and for collaborating with other agencies on issues that arise throughout the year to ensure that the needs are met. Also, for prompt reporting of data so that taxpayers can see how these funds are being used and become aware of the importance of their support.

... to all the other agencies, organizations and networks who work throughout the community to identify gaps in service, collaborate to provide appropriate responses, and, where unable to fulfill the identified service requirements, refer to other agencies who can.

and last, but not least,

... to the taxpayers, residents and concerned citizens who volunteer, serve on the community mental health 708 boards, and otherwise support the agencies and programs serving those in need.

The INC Board of Directors and staff are grateful for the role each of you plays in sustaining the system of care in south Kane County.



INC
Mental Health Alliance

Collaborating for the health of residents in
Aurora, Batavia, Big Rock, Blackberry, Kaneville,
Sugar Grove and Virgil Townships

PO Box 935, 400 Mercy Lane, Aurora, IL 60507-0935

630.892.5456

www.incmha.org