

Welcome to 4B

(Junior Kindergarten)



Meet the Teacher

Hello, my name is Bayley Standbach and I will be teaching your student this school year. This will be my third year teaching at Trinity, but I have been working with children for six years. I was previously employed at Hampton Lane Child Development Center where I had the pleasure of teaching Pre-k. I also served as the school's music teacher where I organized and directed the school's Winter and Spring Concerts. Along with my six years of experience in the teaching field, I am also certified in First aid/CPR.

Fun Facts about myself: I am a Disney fanatic, so your children might be exposed to a lot of singing and dancing to Disney. My husband and I are also expecting our first child in October so I will be on maternity leave starting at the end of October. I will be returning the first of the new year.

I absolutely love working with children because I not only get to watch them learn and grow, but they in return teach me something new every day. I am so excited to be starting this journey with your children and I know we are going to have a fantastic year.



The page is framed by a decorative border of green leaves and branches, scattered around the edges. The leaves are various shades of green and have different shapes, some pointing upwards and others downwards.

Meet the Teacher

Hello, my name is Tracy Kelly and I will be one of your child's teachers this year for Junior Kindergarten. I have been an early childhood educator for 35+ years! I worked for Baltimore County Public schools for many years as an additional adult assistant for children with special needs, a substitute teacher, and a kindergarten assistant. I am also CPR and First Aid certified.

This is my fourth year as a Pre-K/JK teacher here at Trinity Lutheran ELC. I look forward to watching your children learn and grow this school year! It's going to be a great year!

Classroom Communication

Throughout our school day, you will be receiving updates via brightwheel. All lesson plans and monthly newsletters will be available through brightwheel, as well. If you have any questions, comments, or concerns about your student, the easiest and best way of communication will be through Brightwheel's messaging feature, or through email.

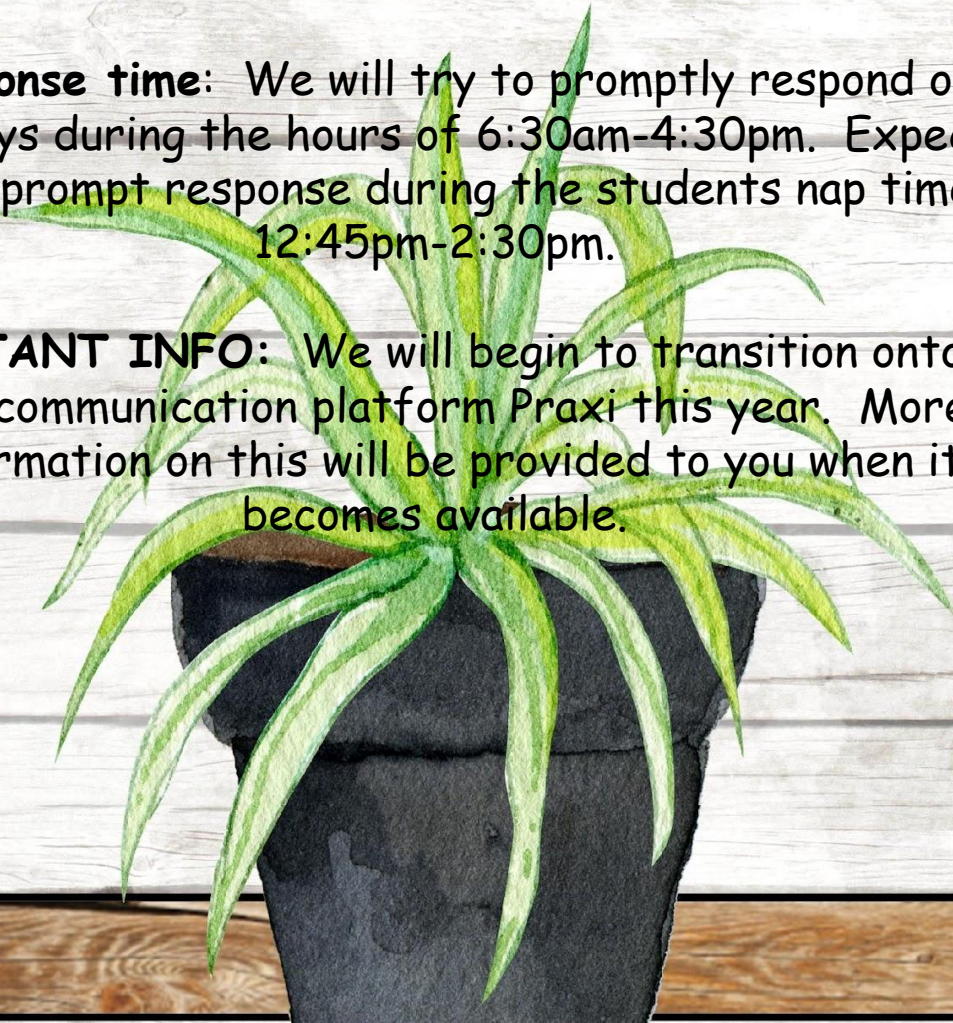
Teachers Emails

Mrs. Bayley at bstandbach@tlsonline.org

Mrs. Kelly at tkelly@tlsonline.org

Response time: We will try to promptly respond on weekdays during the hours of 6:30am-4:30pm. Expect a more prompt response during the students nap time; 12:45pm-2:30pm.

IMPORTANT INFO: We will begin to transition onto our new communication platform Praxi this year. More information on this will be provided to you when it becomes available.



Classroom Social Distancing and Sanitation

Social Distancing:

- Class will be set up to encourage social distancing. Individual play areas will also be set up.
- Teachers will model social distancing to set an example.
- Naptime cots will be at least 18" apart.
- If you choose to have you child wear a mask to school, we will take designated mask breaks throughout the day.

Sanitation:

- Toys will be frequently cleaned in a 3 bin cleaning system.
- Frequently touched surfaces will be cleaned throughout the day.
- Porous and soft toys will not be available.
- Children's bedding will be sent home at the end of the week each week..



Need to know about Junior Kindergarten

Junior Kindergarten is designed for students who have not made the sept 1st cut off for kindergarten. Junior Kindergarten (JK) is an accelerated program that prepares students for an easy transition into kindergarten. Lessons are tailored to each student's specific needs of improvement while encouraging them to continue to advance academically. In other words, advanced material is provided for students as they are ready to move on to more challenging work.

Important info

Homework and Work Ethic

- Homework will begin in October. Each Wednesday, your student will bring home homework that is to be completed and turned in the following Monday.
- We encourage every student to complete their homework as it helps them to review what we have been learning that week. While we understand it can be hard to complete all the homework, we encourage you to break it up into multiple days to make it less stressful for your student.

Reading Log and Grades

- Along with the homework, there will be a reading log attached. Each night we encourage you to read with your child as it helps prepare them for sight words which we will start in January. Your student can read the books or you can read to them. Whichever you choose, we ask for you to record the books in the log.
- Students do not receive grades however, we test them twice a year. Once in the beginning and once at the end. Based on the results of that test, we rate them on a letter scale.
- NY - Not yet developed
- D - Developed
- S - Satisfactory

Classroom 4B Schedule

6:00am- 8:20am: Arrival/ Gym time

8:25am-Handwashing

8:30am-9:00am: breakfast in cafe

9:05am: Handwashing

9:05am - 9:30am: Morning activity

9:30am-10am: Circle time/curriculum
(theme) discussion

10am- 10:45am:Centers time / small
group / Art

10:45am: Bathroom/Handwashing

11:00am-11.30: Outside play

11:35am: Handwashing/ water break

11:35am-11:40 Large Group (Alphabet
and Number review)

11:40am-11:55am: Story time
/handwashing

12pm-12:30pm: Lunch time and
handwashing

12:30pm-12:45pm Large Group
(Religion)

12:30pm- 12:55pm : Bathroom/
Handwashing/nap prep

1:pm-3:pm: Nap/Rest Time

3:00pm- 3:10pm: Quiet activity time


3:15m-3:30pm: Handwashing / snack
time

3:35pm-3:40pm: Story time

3:45pm-3:55pm: Brain Break

4:00pm: Transition to closing room /
Handwashing

4:05pm-6:00pm: Free play/Prepare to
go home




Supplies Needed

Naptime and Classroom Supplies

- Bedding: 1 sheet & blanket for the week for nap. **All labeled with child's name.**
- One big bag, Backpack, or bin to store bedding in for the week -**labeled with child's name**
- 1 lovey or stuffed animal to use at nap.
- 1 or 2 extra sets of clothing (seasonally appropriate; shirt, pants/shorts, underwear, socks, 1 pair of shoes).
- 2 boxes of tissues
- 2 rolls of paper towels
- 1 - Clorox Wipes

Supplies need for your Student

- Reusable water bottle - **labeled with child's name**
- 1 plastic pencil case - **labeled with child's name**
- Two #2 Pencils
- Two glue sticks
- 1 Pack of Crayons
- 1 Pack of Markers (washable)
- 1 two pocket folder labeled Homework
- 1 Spiral Note book labeled with child's name.
- Child Scissors
- One container of play dough
- Family photo labeled on the back for our family tree.





Teacher Wish List

Clorox Wipes
Paper towels
Two tissue boxes
Lysol
Hand Sanitiser
Dry Erase Markers
Command Hooks
Playdough



ALL about



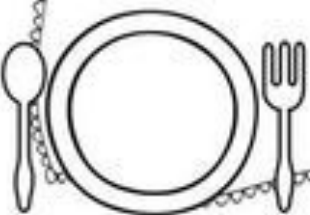
I am  years old.

My favorite color



My favorite animal

My favorite food



My birthday



My family



Tell Me About Your Child!



Dear Families,

I love beginning the school year and getting to know my new classroom family. By the end of the year I typically know all about each child, their likes, dislikes and motivators. At the beginning of the school year I know very little about your child. To help me get to know your child a little faster, I ask that you fill out the form below and on the back so that I can start getting to know your child from the best source (their family!)

I'm looking forward to working with you this year!

Sincerely,

Student Name: _____

Student Birthday: _____

Sibling Names and Ages: _____

Parent Names and Contact Information: (email/phone)

Does your child have any allergies? (If they do please indicate what they are allergic to below)



Please flip to the back!



What are some items or activities that your child likes?

What are some items or activities that your child tends to shy away from?

What else can you tell me about your child? (This can be how they approach learning, a favorite story, concerns etc.)

Thank you for your help!