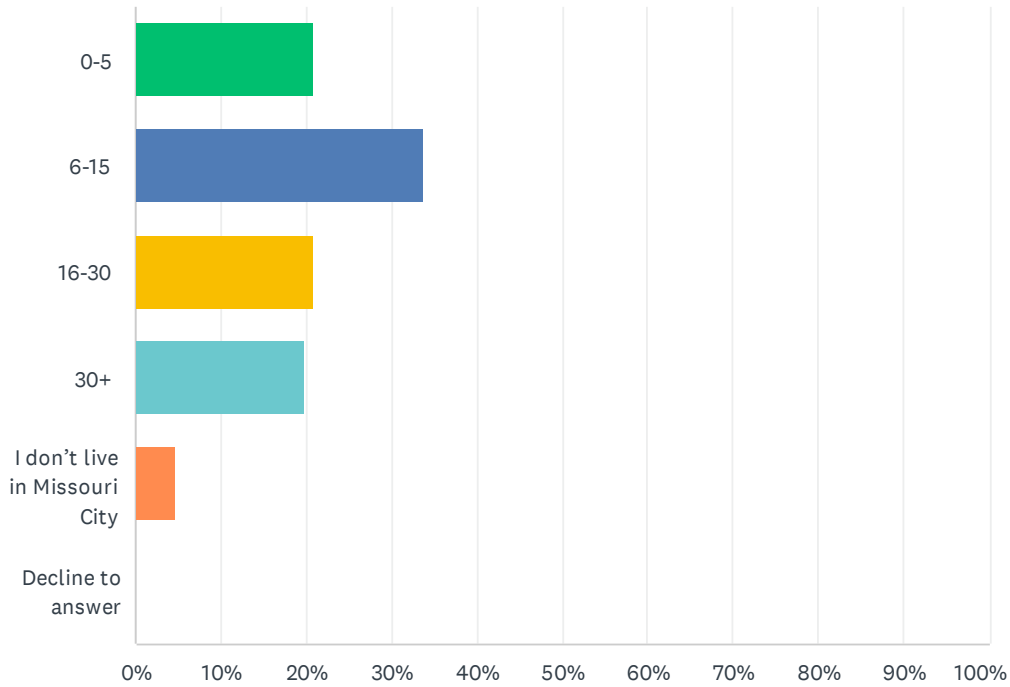


Q1 How long have you lived in Missouri City?

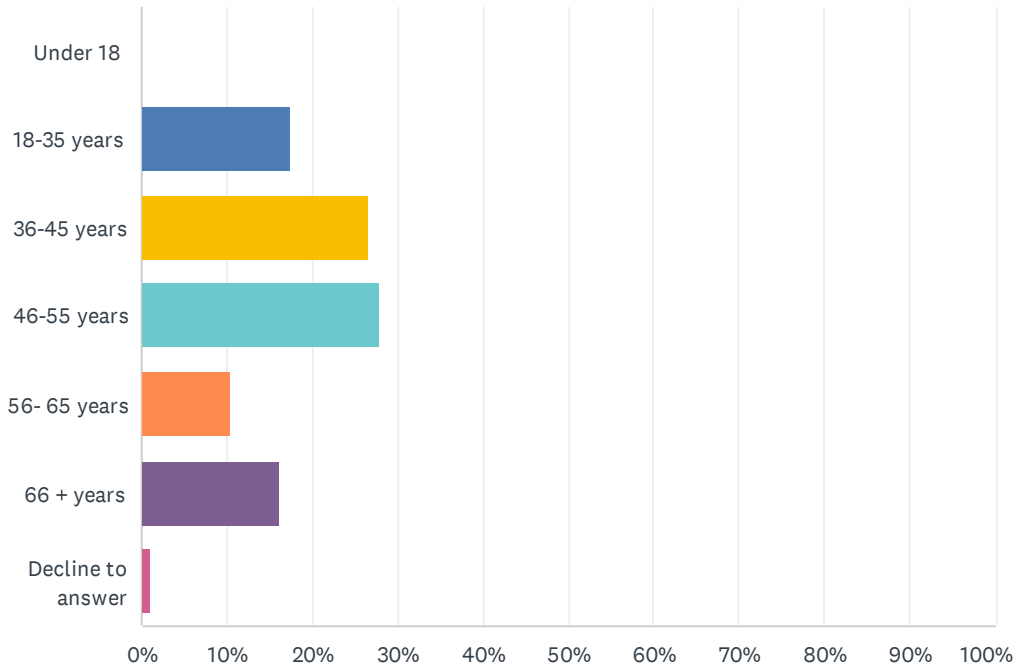
Answered: 86 Skipped: 0



ANSWER CHOICES	RESPONSES	
0-5	20.93%	18
6-15	33.72%	29
16-30	20.93%	18
30+	19.77%	17
I don't live in Missouri City	4.65%	4
Decline to answer	0.00%	0
TOTAL		86

Q2 How old are you?

Answered: 86 Skipped: 0



ANSWER CHOICES	RESPONSES	
Under 18	0.00%	0
18-35 years	17.44%	15
36-45 years	26.74%	23
46-55 years	27.91%	24
56- 65 years	10.47%	9
66 + years	16.28%	14
Decline to answer	1.16%	1
TOTAL		86

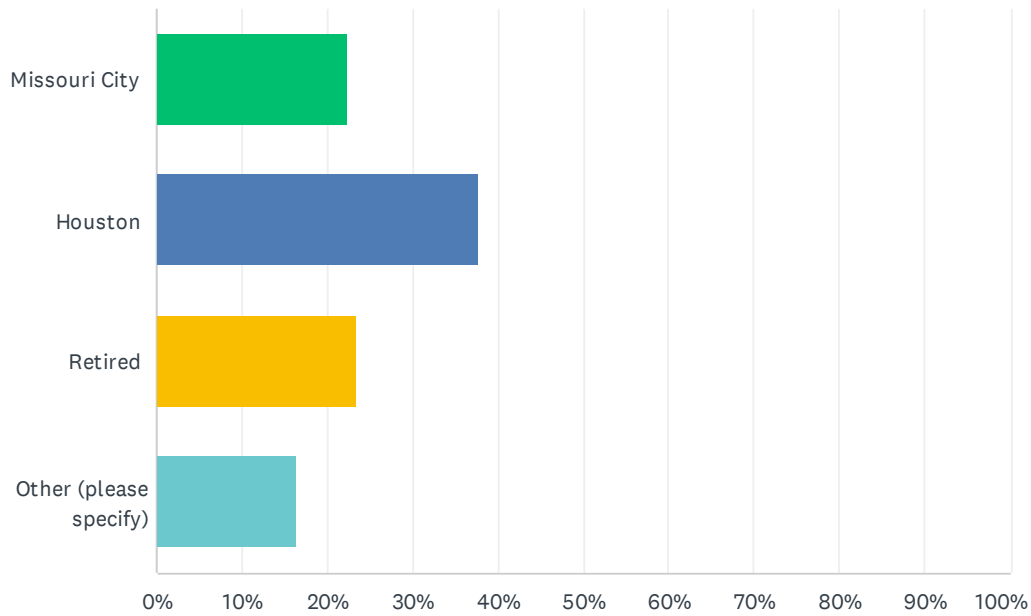
Q3 Where do you live?

Answered: 83 Skipped: 3

ANSWER CHOICES	RESPONSES	
Subdivision name?	97.59%	81
Other – write the street name	28.92%	24

Q4 Where do you work?

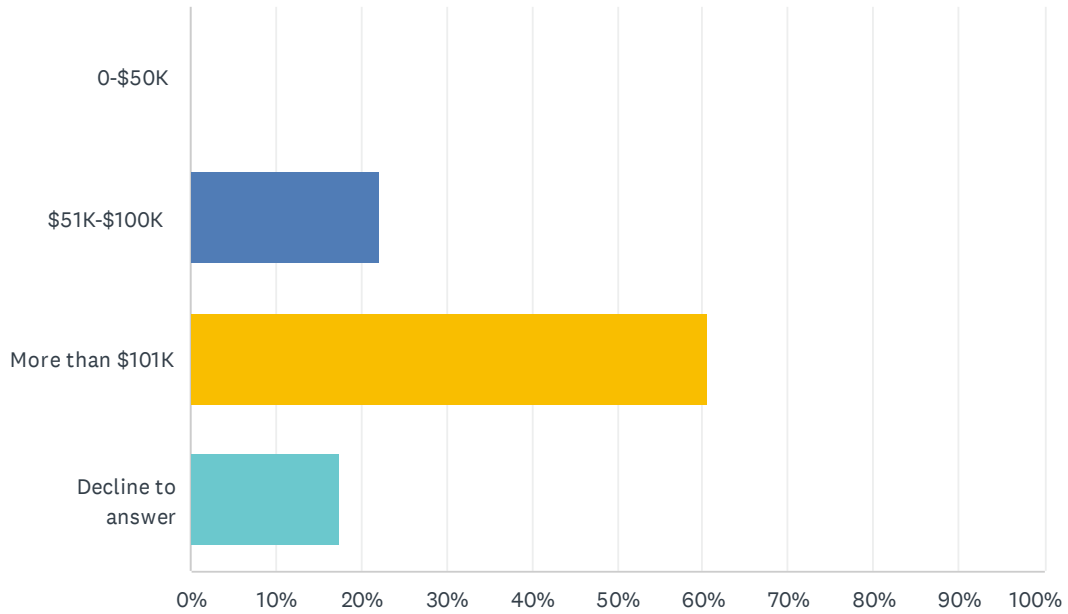
Answered: 85 Skipped: 1



ANSWER CHOICES	RESPONSES	
Missouri City	22.35%	19
Houston	37.65%	32
Retired	23.53%	20
Other (please specify)	16.47%	14
TOTAL		85

Q5 What is your average household income?

Answered: 86 Skipped: 0



ANSWER CHOICES	RESPONSES	
0-\$50K	0.00%	0
\$51K-\$100K	22.09%	19
More than \$101K	60.47%	52
Decline to answer	17.44%	15
TOTAL		86

Q6 What do you enjoy the most about living or working in Missouri City? (List up to 3)

Answered: 78 Skipped: 8

ANSWER CHOICES	RESPONSES	
1	100.00%	78
2	91.03%	71
3	65.38%	51

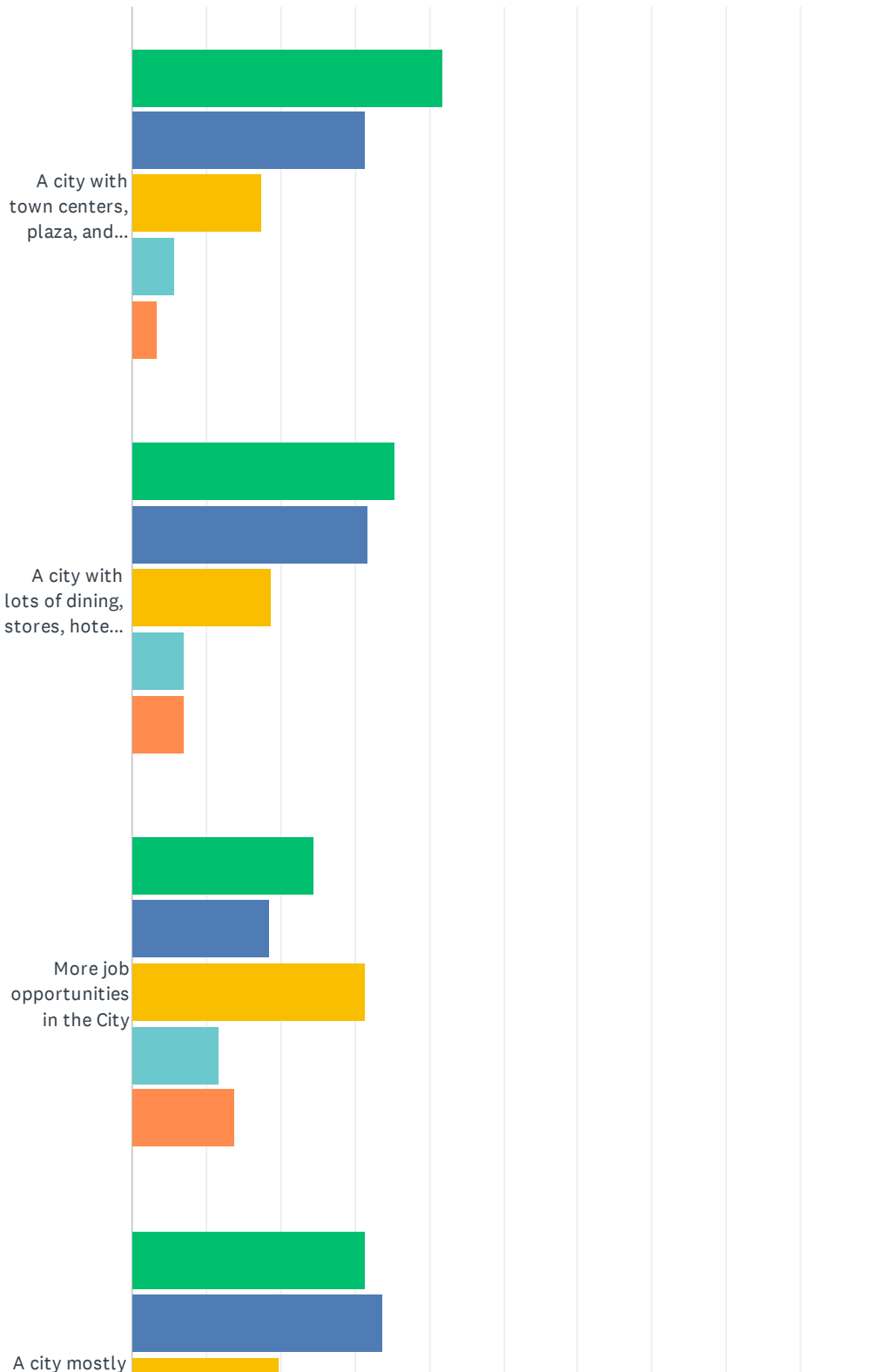
Q7 What are your most pressing concerns about living or working in Missouri City? (List up to 3)

Answered: 84 Skipped: 2

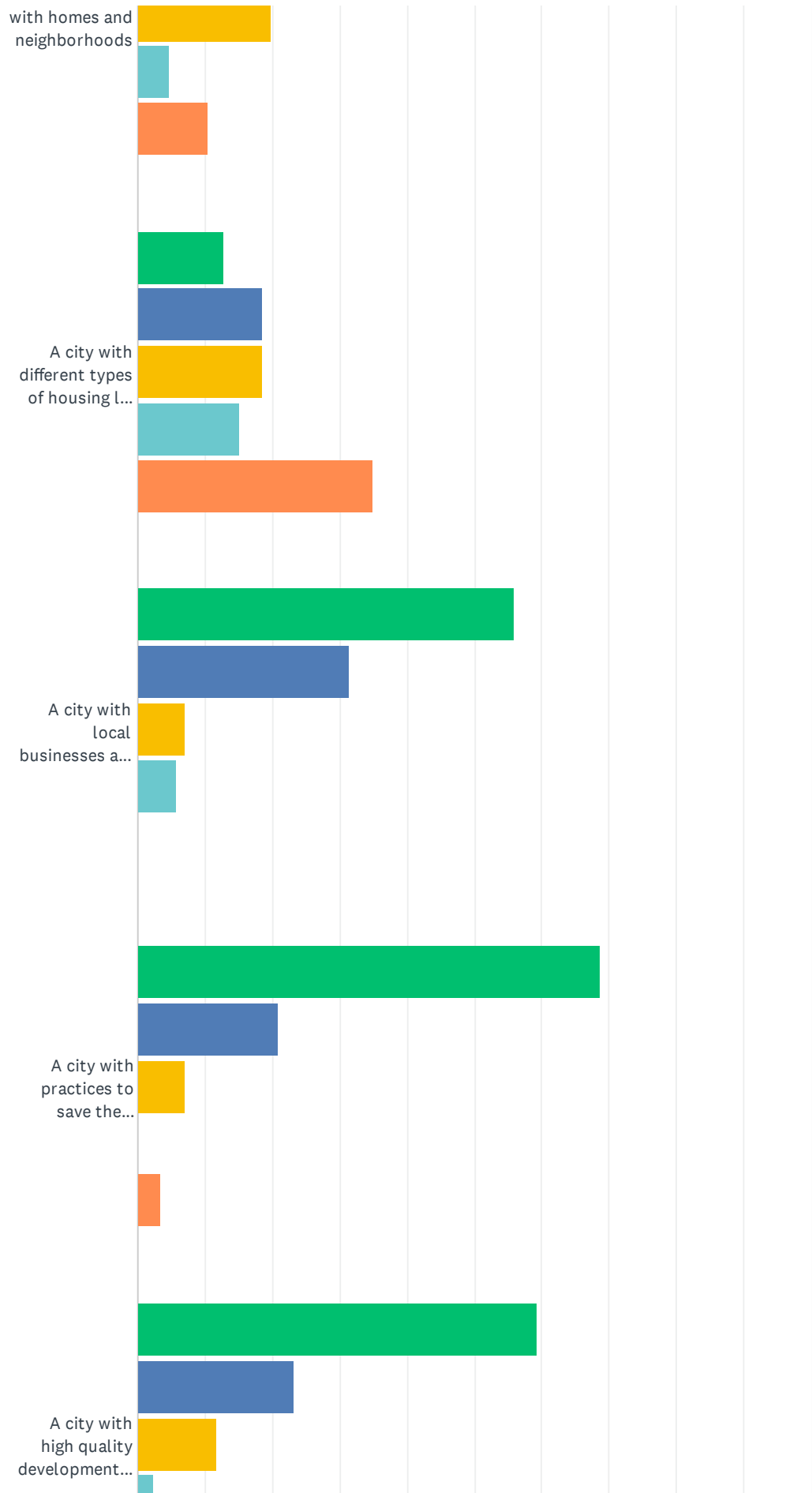
ANSWER CHOICES	RESPONSES	
1	100.00%	84
2	95.24%	80
3	72.62%	61

Q8 Please rate how important the following factors are to making Missouri City a great place to live, work, and play. For each item, check the box that matches how you feel.

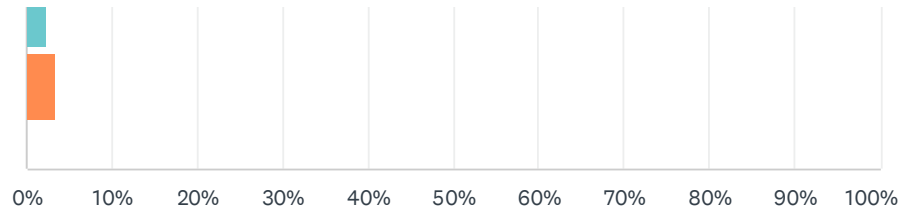
Answered: 86 Skipped: 0



2024 COMPREHENSIVE PLAN UPDATE REPORT QUESTIONNAIRE #1 PRIORITIES AND FOCUS AREAS



2024 COMPREHENSIVE PLAN UPDATE REPORT QUESTIONNAIRE #1 PRIORITIES AND FOCUS AREAS

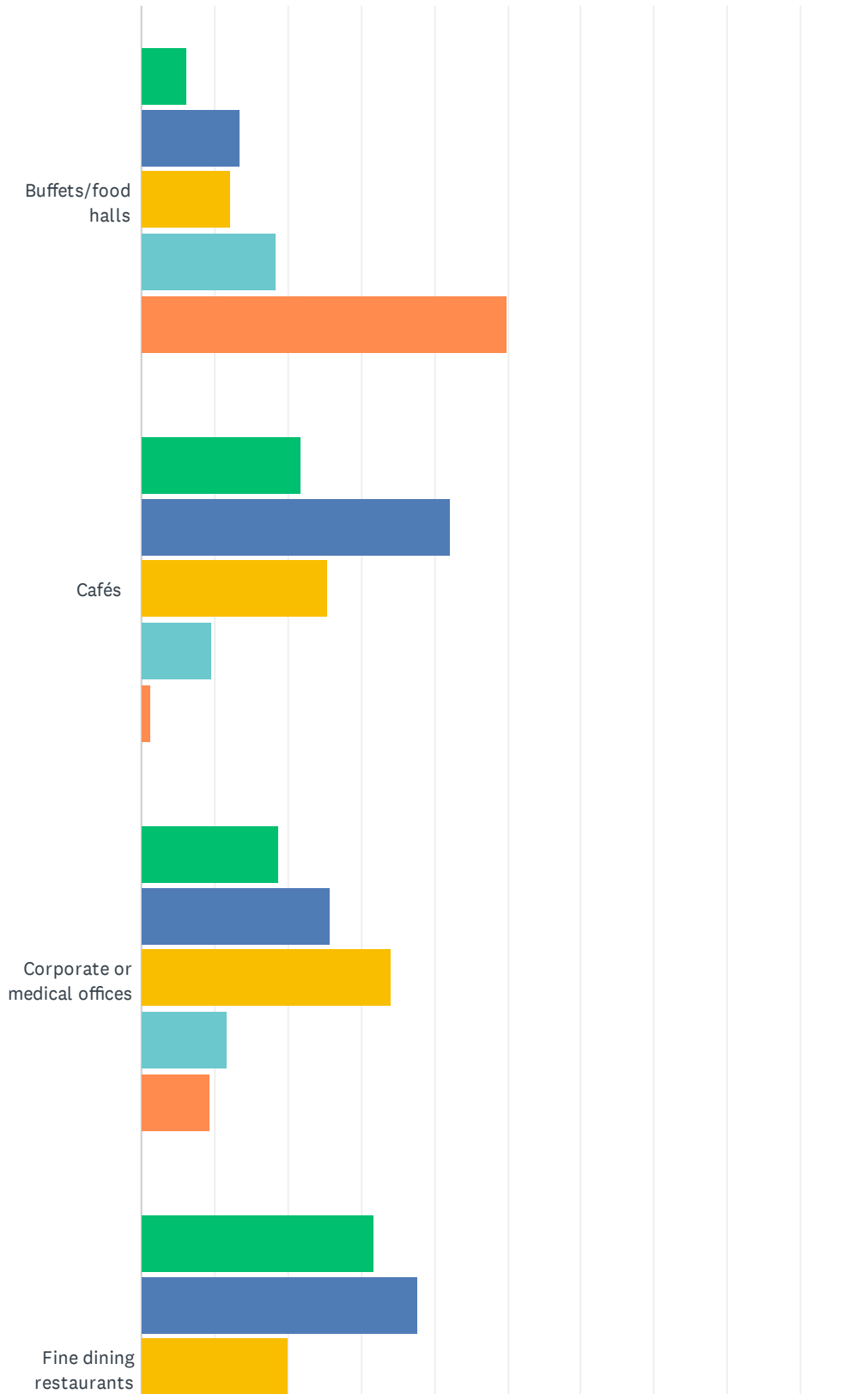


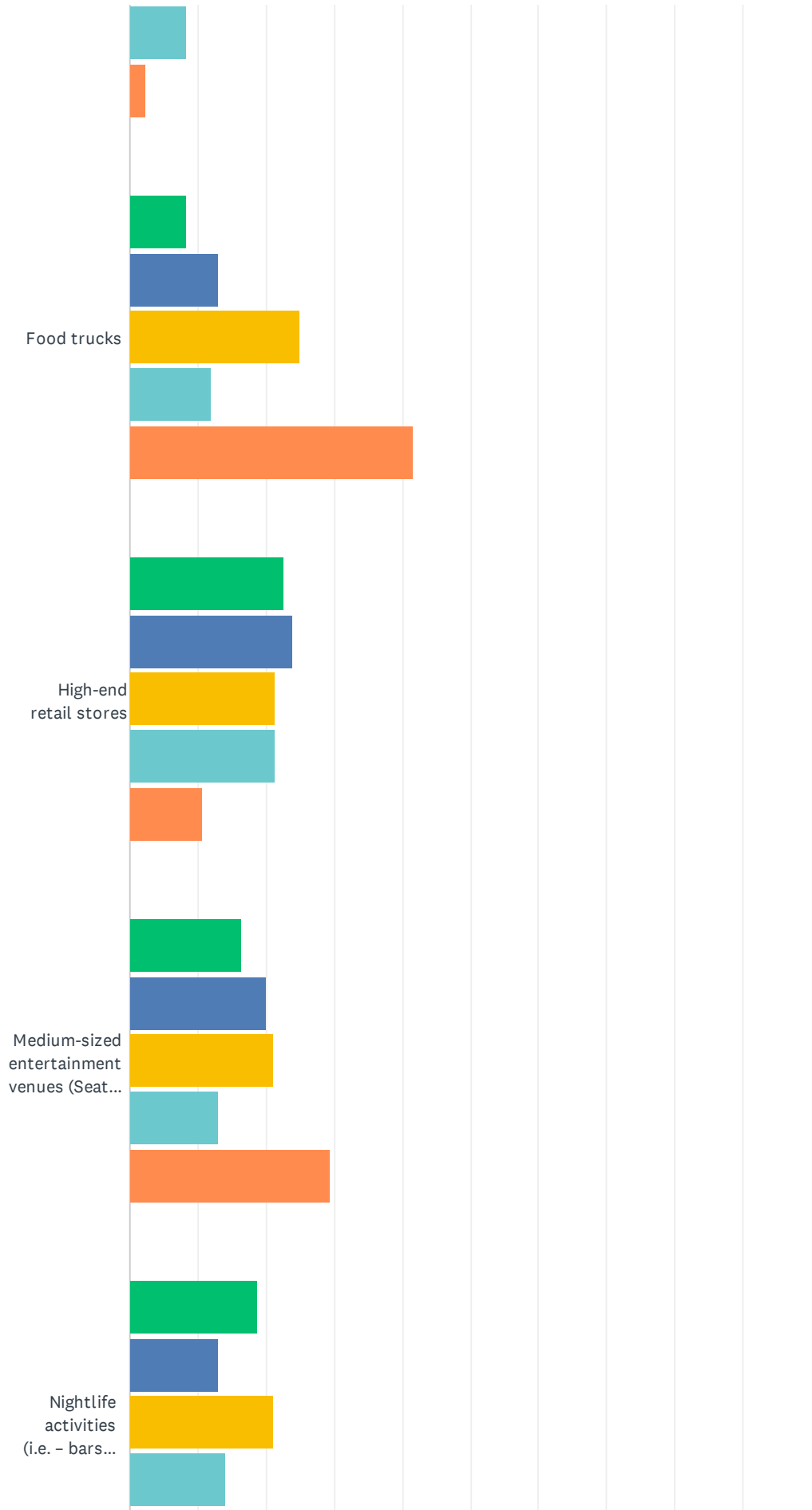
■ Very import...
 ■ Important
 ■ Moderately...
 ■ Slightly imp...
 ■ Not import...

	VERY IMPORTANT	IMPORTANT	MODERATELY IMPORTANT	SLIGHTLY IMPORTANT	NOT IMPORTANT	TOTAL
A city with town centers, plaza, and places to gather	41.86% 36	31.40% 27	17.44% 15	5.81% 5	3.49% 3	86
A city with lots of dining, stores, hotels, and medical services	35.29% 30	31.76% 27	18.82% 16	7.06% 6	7.06% 6	85
More job opportunities in the City	24.42% 21	18.60% 16	31.40% 27	11.63% 10	13.95% 12	86
A city mostly with homes and neighborhoods	31.40% 27	33.72% 29	19.77% 17	4.65% 4	10.47% 9	86
A city with different types of housing like apartments, single-family homes, townhomes, and senior living	12.79% 11	18.60% 16	18.60% 16	15.12% 13	34.88% 30	86
A city with local businesses and services that fit well with the neighborhoods	55.81% 48	31.40% 27	6.98% 6	5.81% 5	0.00% 0	86
A city with practices to save the environment and protect nature	68.60% 59	20.93% 18	6.98% 6	0.00% 0	3.49% 3	86
A city with high quality development Development standards that will make the city look and feel unique	59.30% 51	23.26% 20	11.63% 10	2.33% 2	3.49% 3	86

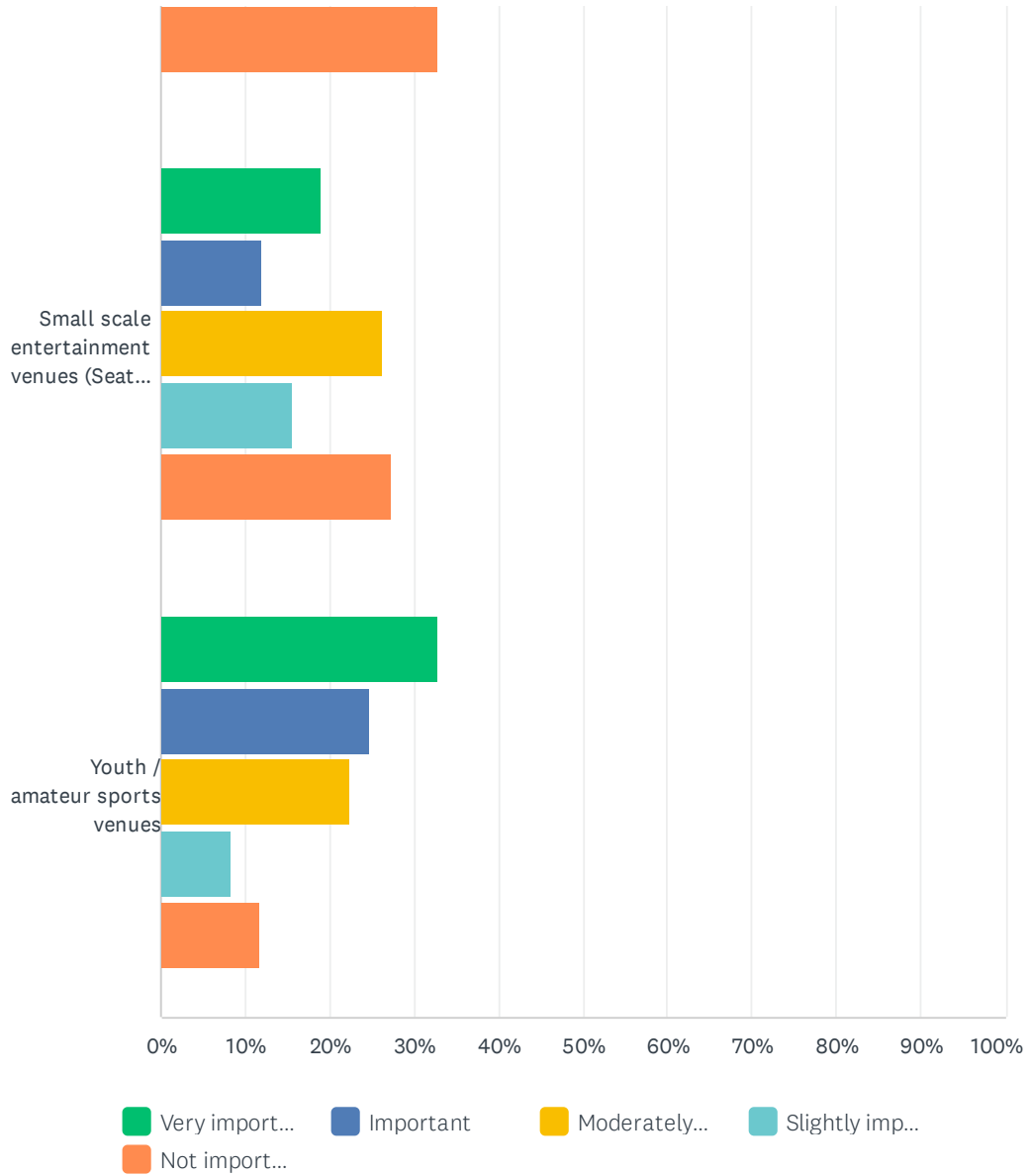
Q9 Please rate important these amenities are to live, work, and play in Missouri City. For each amenity, check the box that matches how you feel.

Answered: 85 Skipped: 1





2024 COMPREHENSIVE PLAN UPDATE REPORT QUESTIONNAIRE #1 PRIORITIES AND FOCUS AREAS

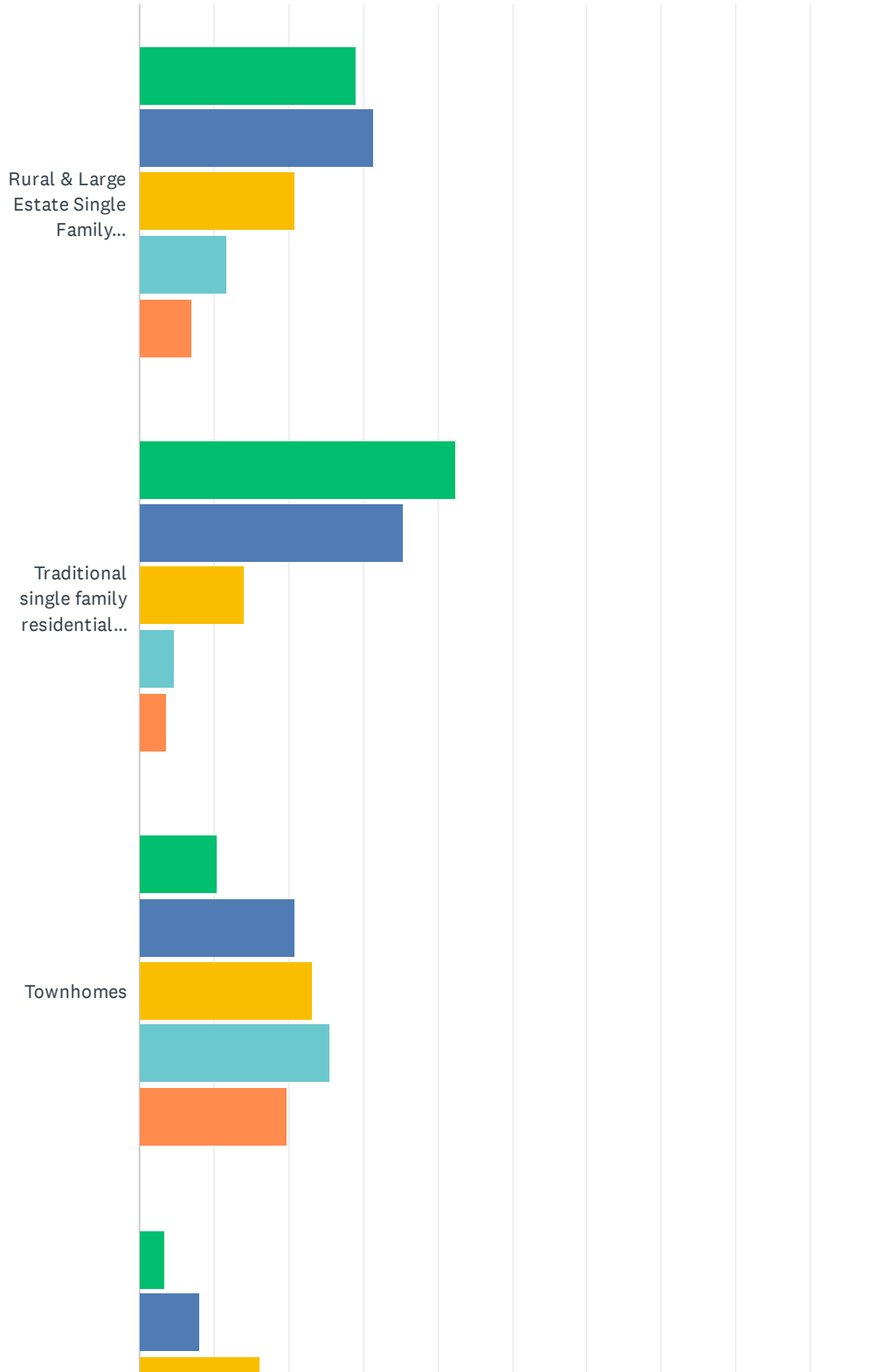


2024 COMPREHENSIVE PLAN UPDATE REPORT QUESTIONNAIRE #1 PRIORITIES AND FOCUS AREAS

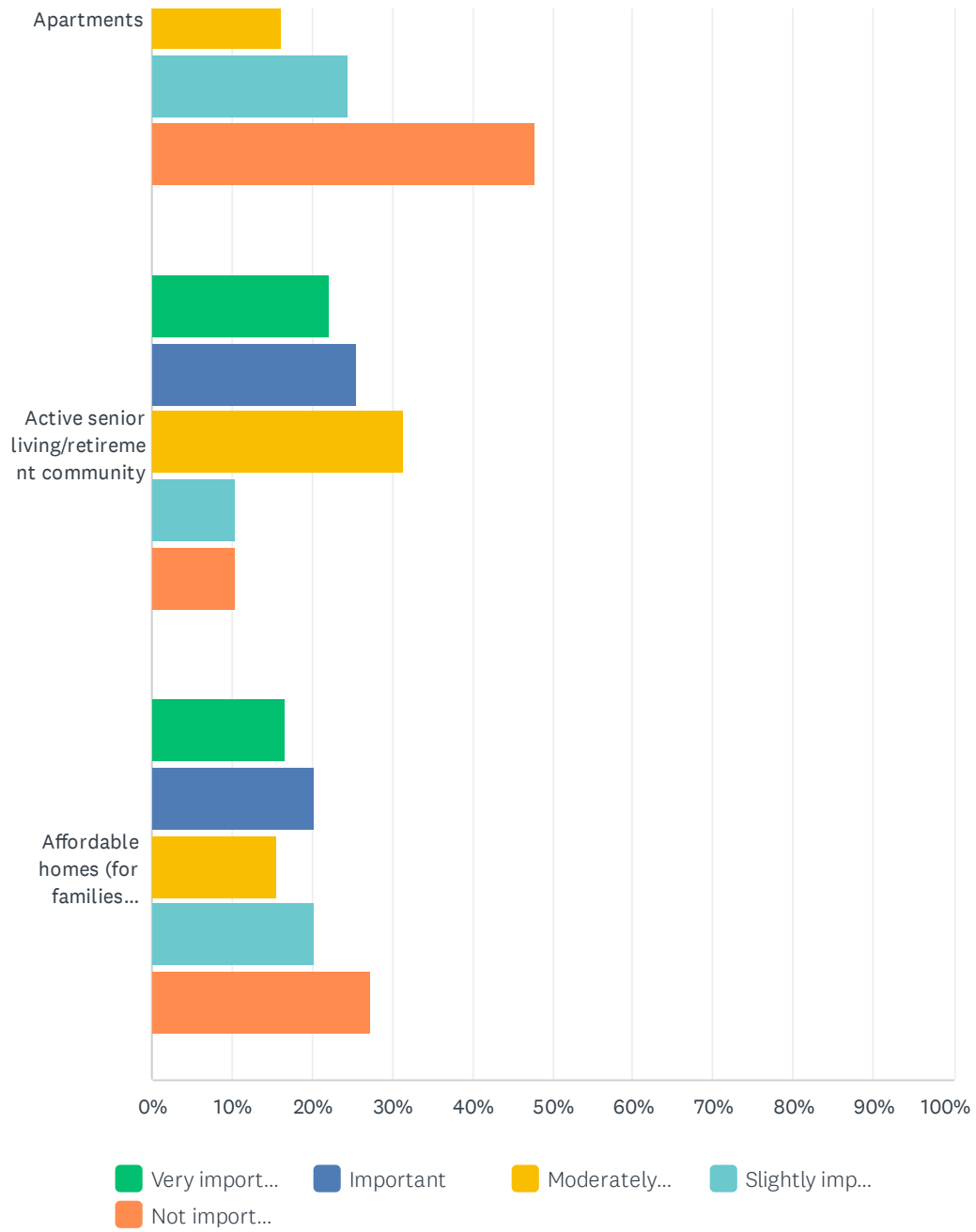
	VERY IMPORTANT	IMPORTANT	MODERATELY IMPORTANT	SLIGHTLY IMPORTANT	NOT IMPORTANT	TOTAL
Buffets/food halls	6.10% 5	13.41% 11	12.20% 10	18.29% 15	50.00% 41	82
Cafés	21.69% 18	42.17% 35	25.30% 21	9.64% 8	1.20% 1	83
Corporate or medical offices	18.82% 16	25.88% 22	34.12% 29	11.76% 10	9.41% 8	85
Fine dining restaurants	31.76% 27	37.65% 32	20.00% 17	8.24% 7	2.35% 2	85
Food trucks	8.33% 7	13.10% 11	25.00% 21	11.90% 10	41.67% 35	84
High-end retail stores	22.62% 19	23.81% 20	21.43% 18	21.43% 18	10.71% 9	84
Medium-sized entertainment venues (Seating up to 1,000)	16.47% 14	20.00% 17	21.18% 18	12.94% 11	29.41% 25	85
Nightlife activities (i.e. – bars, restaurants, venues open past 9:00 pm)	18.82% 16	12.94% 11	21.18% 18	14.12% 12	32.94% 28	85
Small scale entertainment venues (Seating less than 500)	19.05% 16	11.90% 10	26.19% 22	15.48% 13	27.38% 23	84
Youth / amateur sports venues	32.94% 28	24.71% 21	22.35% 19	8.24% 7	11.76% 10	85

Q10 Please rate how important these types of homes are for people of all ages to live in Missouri City. For each type, check the box that matches how you feel.

Answered: 86 Skipped: 0



2024 COMPREHENSIVE PLAN UPDATE REPORT QUESTIONNAIRE #1 PRIORITIES AND FOCUS AREAS

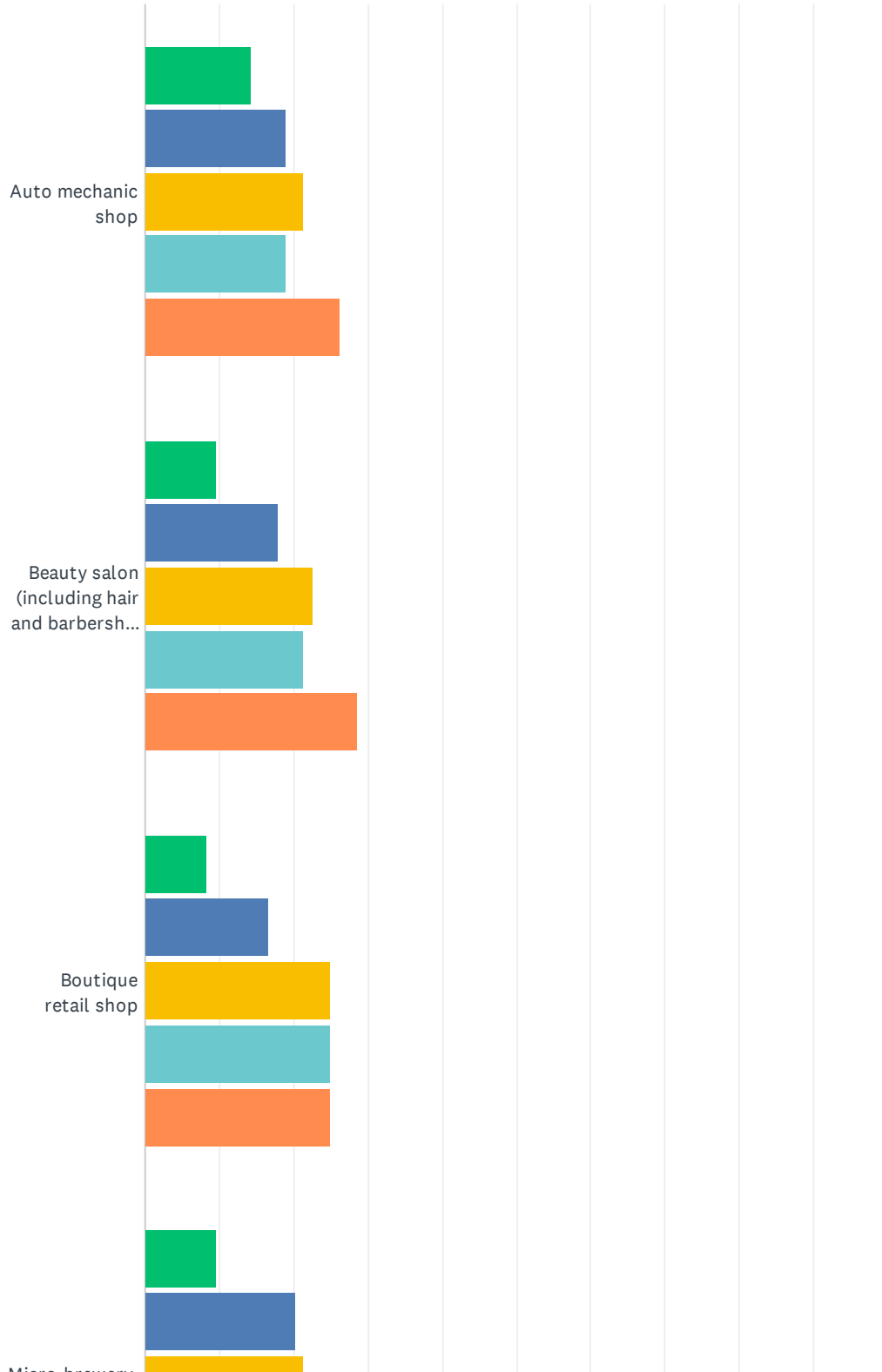


2024 COMPREHENSIVE PLAN UPDATE REPORT QUESTIONNAIRE #1 PRIORITIES AND FOCUS AREAS

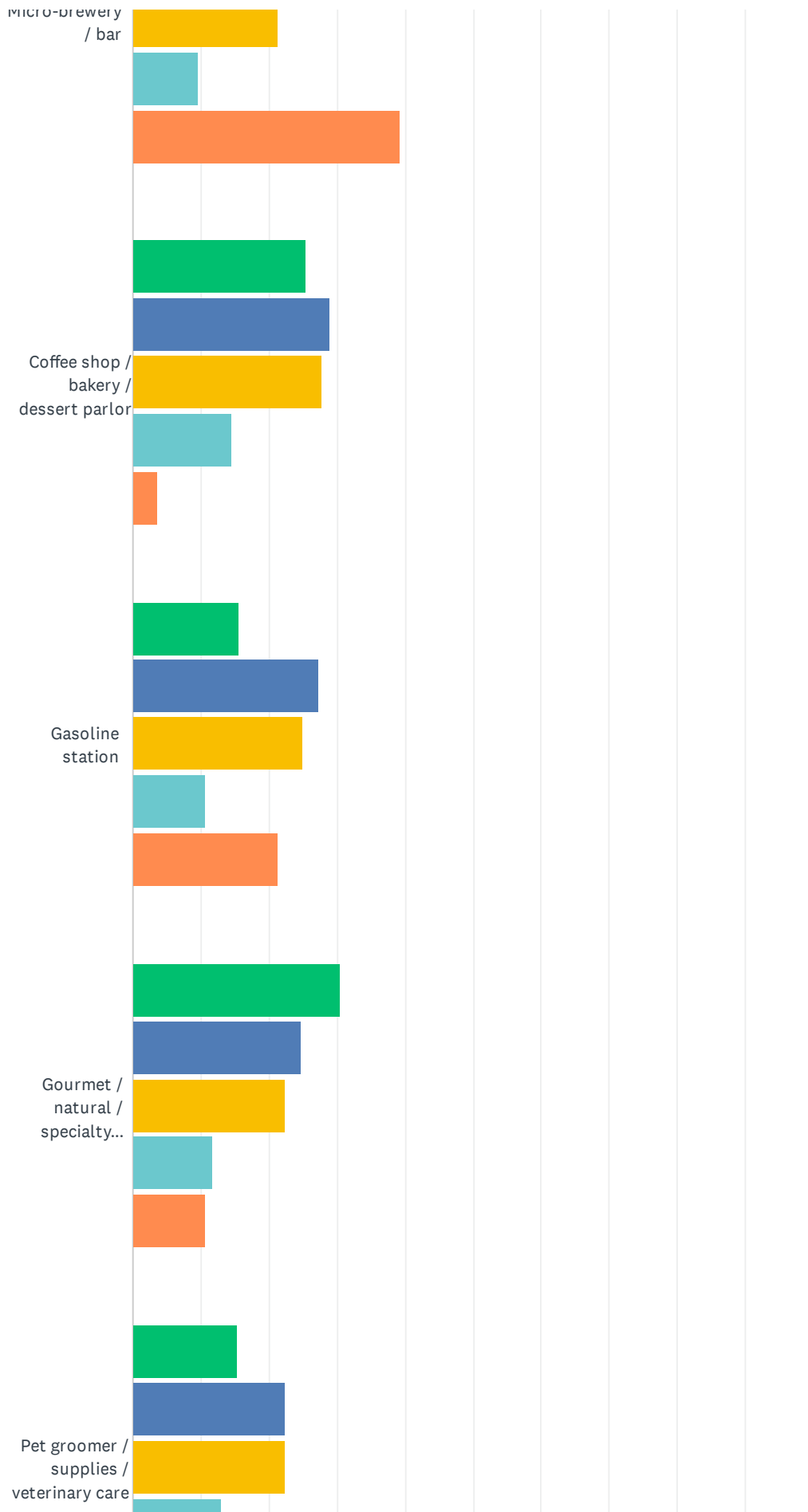
	VERY IMPORTANT	IMPORTANT	MODERATELY IMPORTANT	SLIGHTLY IMPORTANT	NOT IMPORTANT	TOTAL
Rural & Large Estate Single Family Residential (Min. One Acre)	29.07% 25	31.40% 27	20.93% 18	11.63% 10	6.98% 6	86
Traditional single family residential (Min. 5000 Square Foot Lot)	42.35% 36	35.29% 30	14.12% 12	4.71% 4	3.53% 3	85
Townhomes	10.47% 9	20.93% 18	23.26% 20	25.58% 22	19.77% 17	86
Apartments	3.49% 3	8.14% 7	16.28% 14	24.42% 21	47.67% 41	86
Active senior living/retirement community	22.09% 19	25.58% 22	31.40% 27	10.47% 9	10.47% 9	86
Affordable homes (for families earning \$58K to \$116K a year)	16.67% 14	20.24% 17	15.48% 13	20.24% 17	27.38% 23	84

Q11 Please rate how important these businesses or services are to have within or adjacent to your neighborhood. For each type, check the box that matches how you feel.

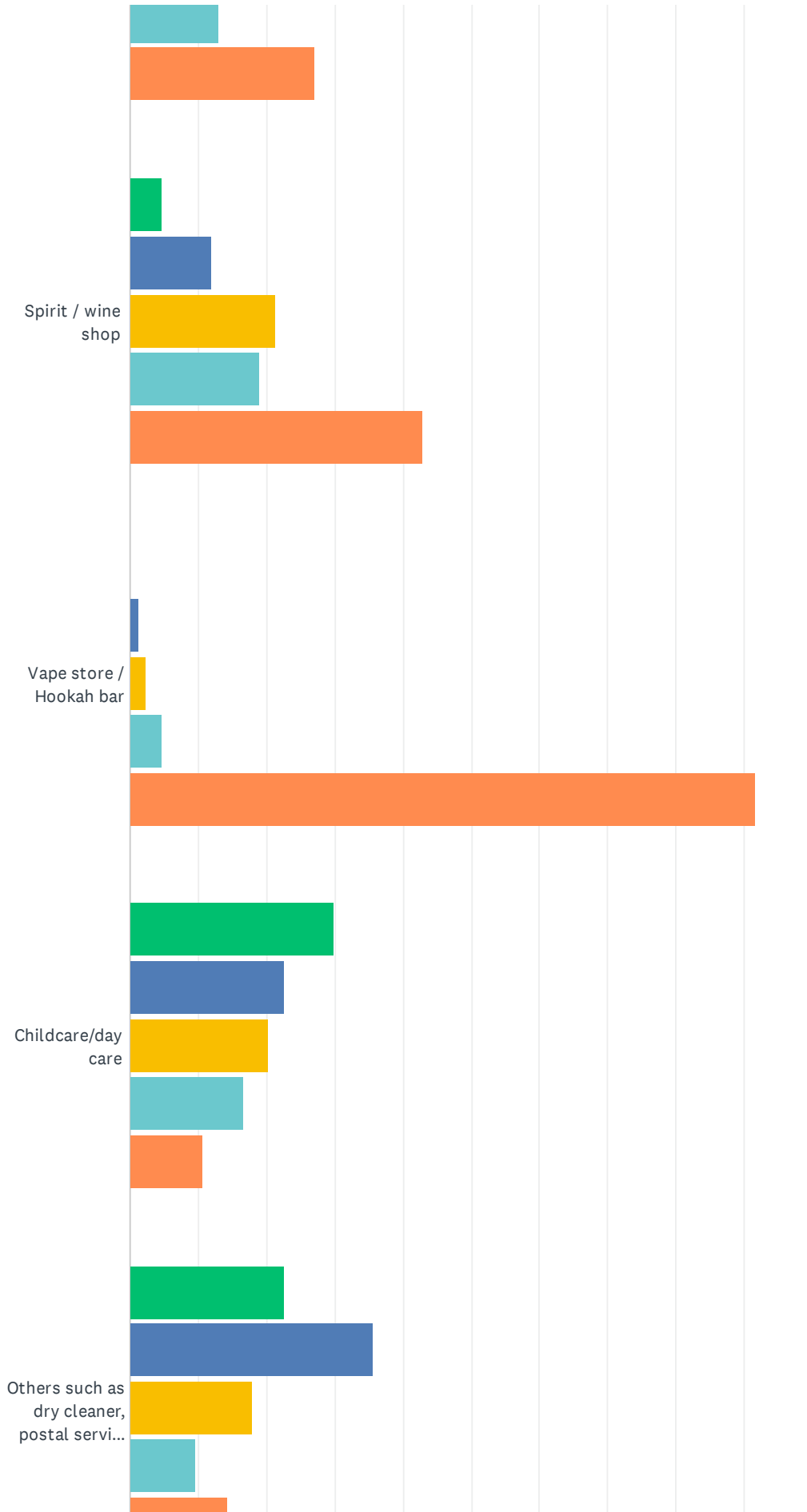
Answered: 85 Skipped: 1



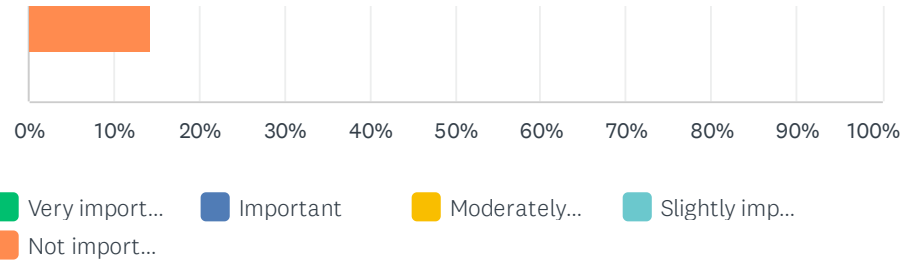
2024 COMPREHENSIVE PLAN UPDATE REPORT QUESTIONNAIRE #1 PRIORITIES AND FOCUS AREAS



2024 COMPREHENSIVE PLAN UPDATE REPORT QUESTIONNAIRE #1 PRIORITIES AND FOCUS AREAS



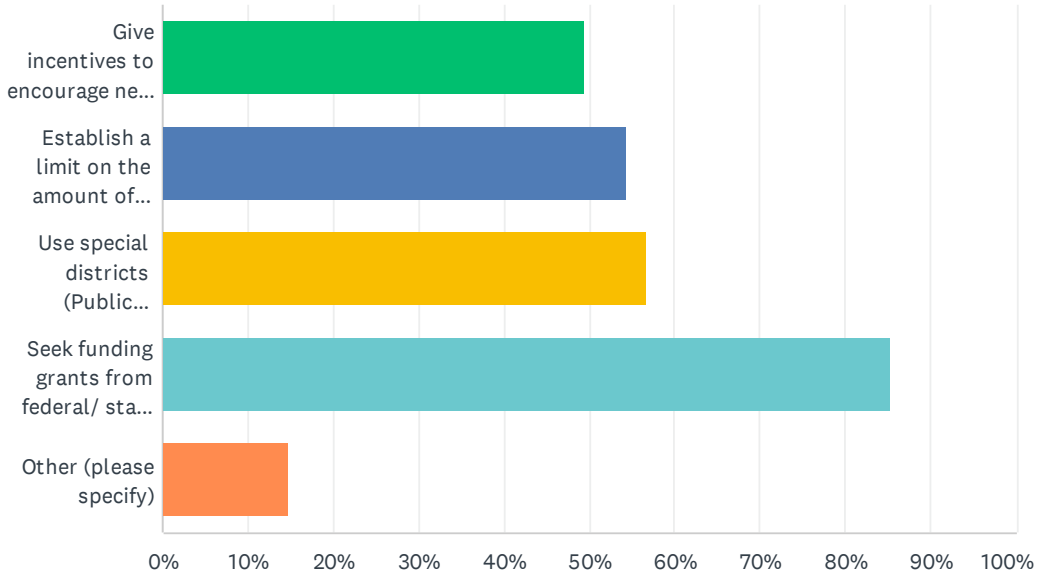
2024 COMPREHENSIVE PLAN UPDATE REPORT QUESTIONNAIRE #1 PRIORITIES AND FOCUS AREAS



	VERY IMPORTANT	IMPORTANT	MODERATELY IMPORTANT	SLIGHTLY IMPORTANT	NOT IMPORTANT	TOTAL
Auto mechanic shop	14.29% 12	19.05% 16	21.43% 18	19.05% 16	26.19% 22	84
Beauty salon (including hair and barbershop, nail salon)	9.52% 8	17.86% 15	22.62% 19	21.43% 18	28.57% 24	84
Boutique retail shop	8.33% 7	16.67% 14	25.00% 21	25.00% 21	25.00% 21	84
Micro-brewery / bar	9.52% 8	20.24% 17	21.43% 18	9.52% 8	39.29% 33	84
Coffee shop / bakery / dessert parlor	25.30% 21	28.92% 24	27.71% 23	14.46% 12	3.61% 3	83
Gasoline station	15.48% 13	27.38% 23	25.00% 21	10.71% 9	21.43% 18	84
Gourmet / natural / specialty grocery store	30.59% 26	24.71% 21	22.35% 19	11.76% 10	10.59% 9	85
Pet groomer / supplies / veterinary care	15.29% 13	22.35% 19	22.35% 19	12.94% 11	27.06% 23	85
Spirit / wine shop	4.76% 4	11.90% 10	21.43% 18	19.05% 16	42.86% 36	84
Vape store / Hookah bar	0.00% 0	1.19% 1	2.38% 2	4.76% 4	91.67% 77	84
Childcare/day care	29.76% 25	22.62% 19	20.24% 17	16.67% 14	10.71% 9	84
Others such as dry cleaner, postal service, pharmacy etc.	22.62% 19	35.71% 30	17.86% 15	9.52% 8	14.29% 12	84

Q12 To help the city grow and improve, check the options you think are important. Check all that apply.

Answered: 81 Skipped: 5



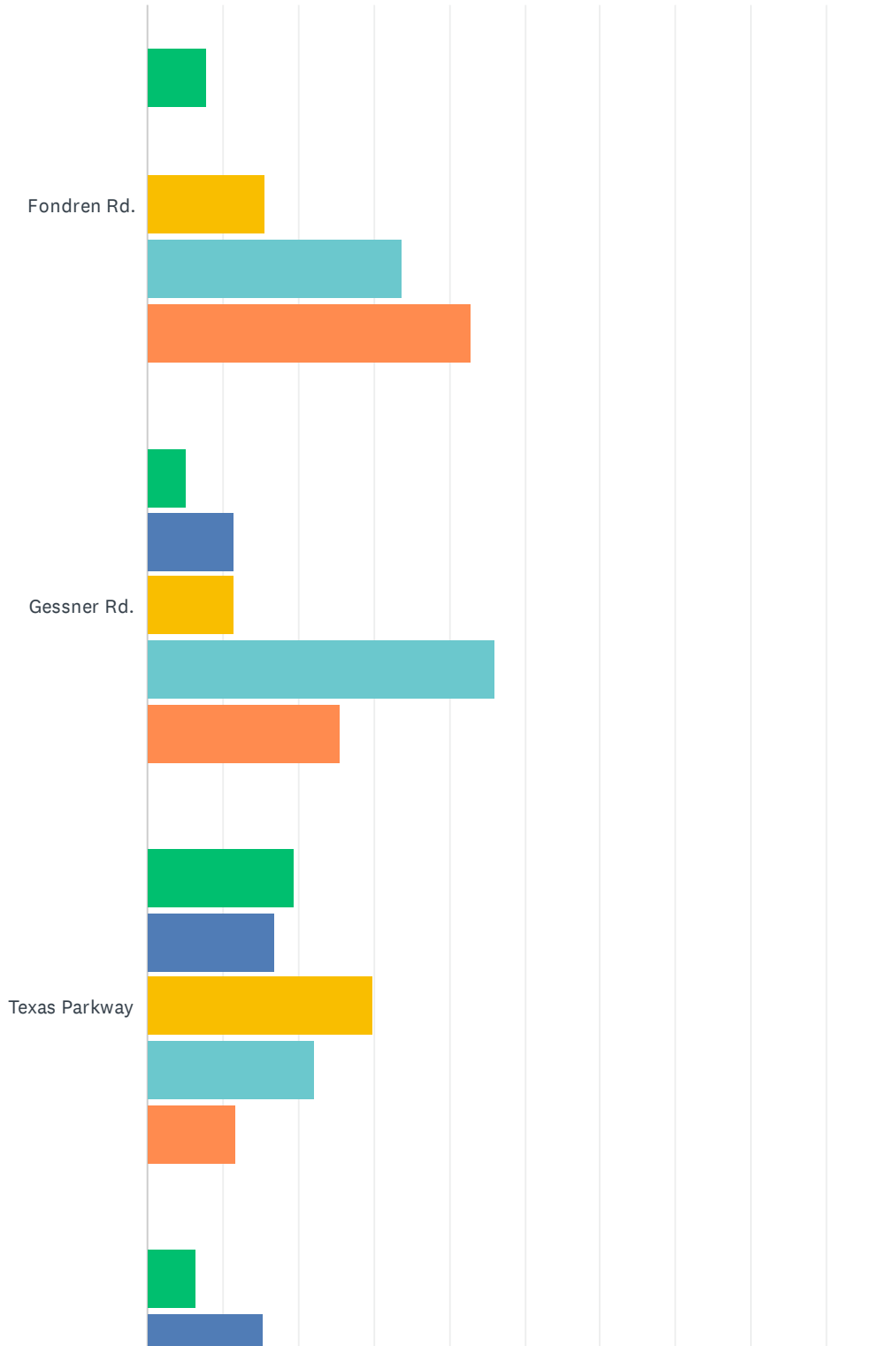
ANSWER CHOICES	RESPONSES	
Give incentives to encourage new growth, new buildings, and new jobs	49.38%	40
Establish a limit on the amount of properties that can be used solely for tax exempt purposes (I.e. – public facilities; schools; religious facilities; nonprofits; etc.) Limit the number of properties that don't pay taxes (like schools, churches, and non-profits)	54.32%	44
Use special districts (Public Improvement Districts) (PIDs) to share the costs of new public improvements (like new streets and utilities) in the city	56.79%	46
Seek funding grants from federal/ state/ county levels to improve and upgrade aging infrastructure	85.19%	69
Other (please specify)	14.81%	12
Total Respondents: 81		

Q13 Vision for the future of the City. What do you think would make Missouri City the best place to live, work, play, and do business in the next 10 years?

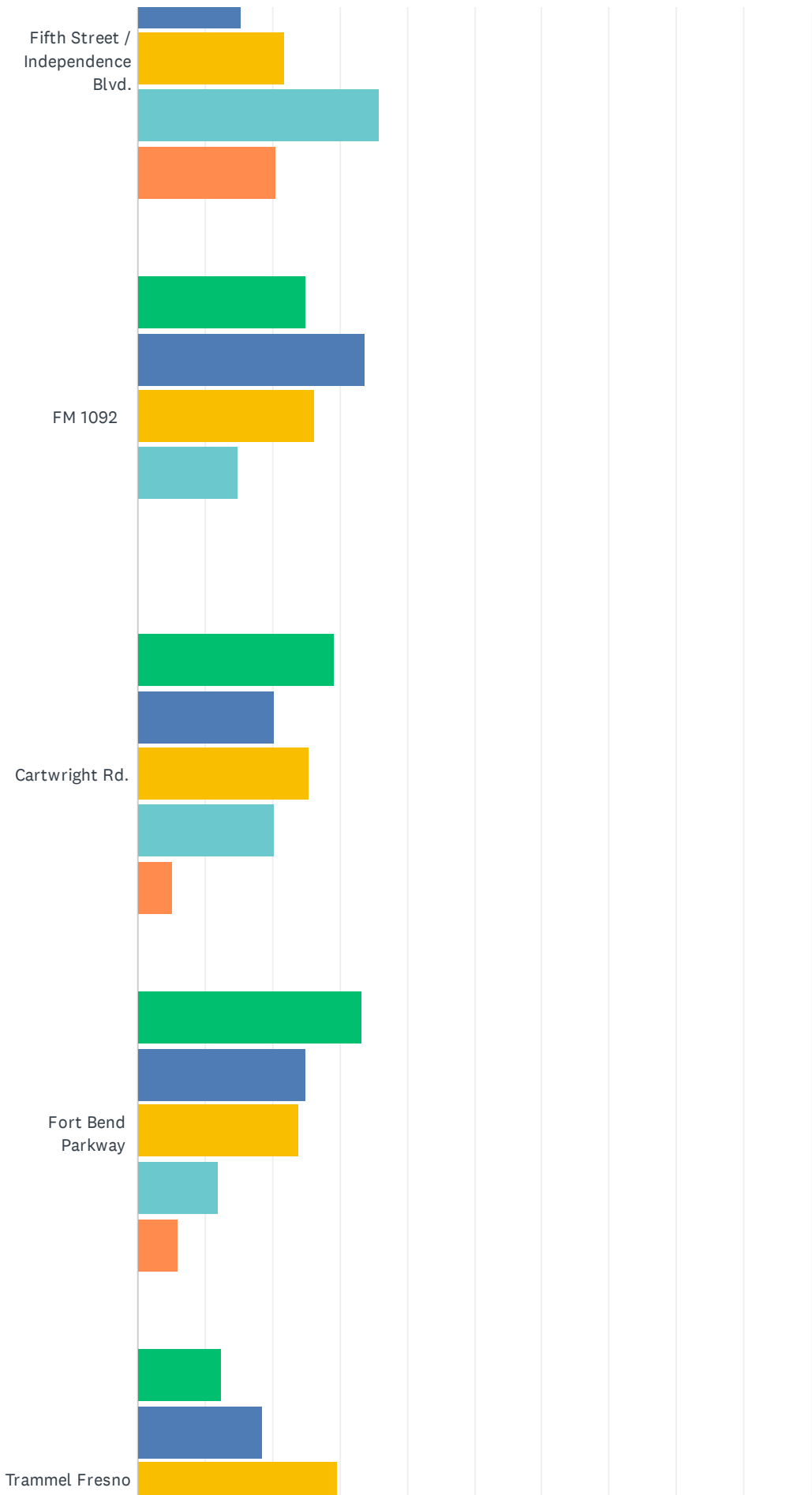
Answered: 74 Skipped: 12

Q14 Several key roadway segments have been a focus for development within the last several years. How often do you travel along these roads? You may refer to the map for roadway boundaries. Please check the relevant box.

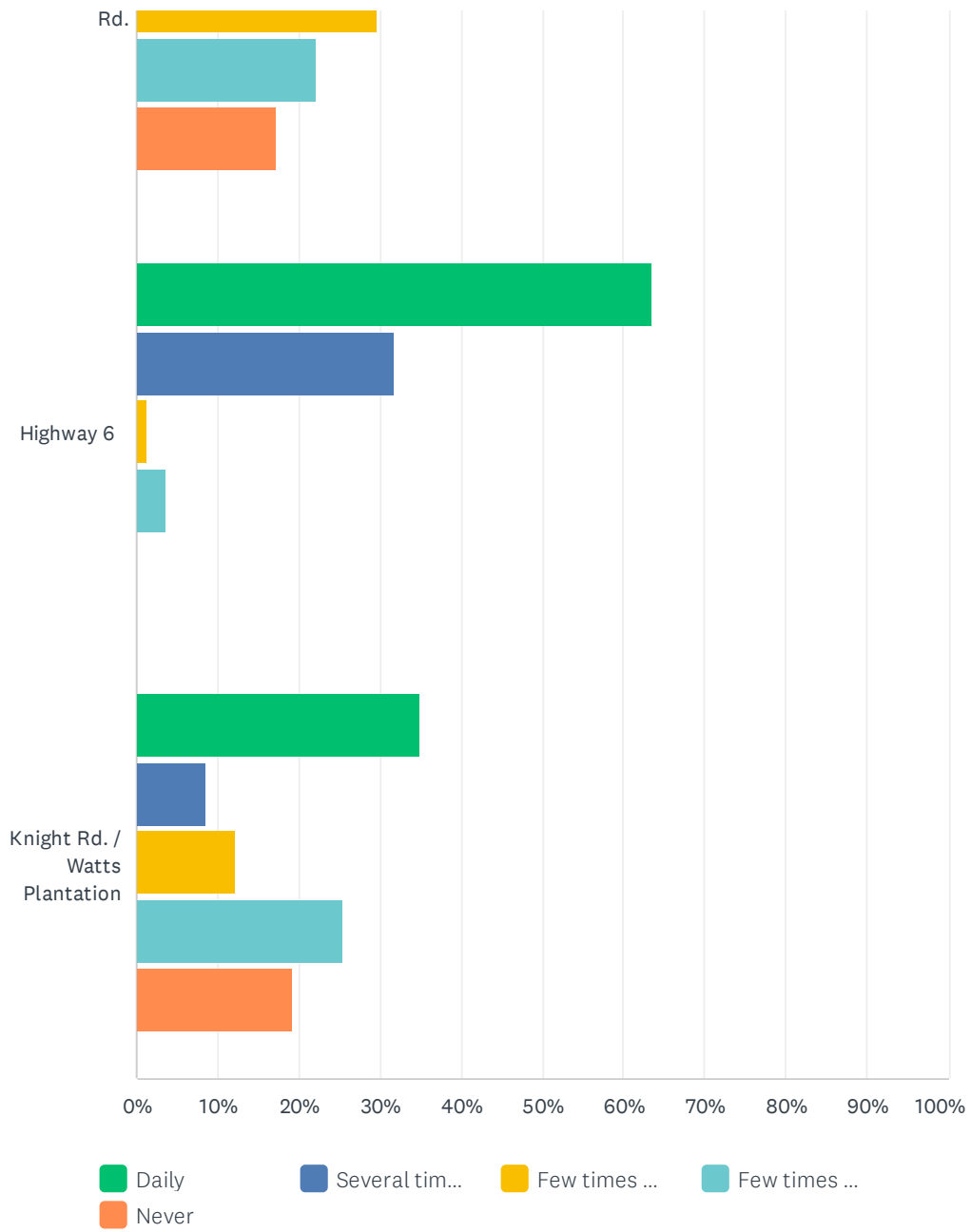
Answered: 85 Skipped: 1



2024 COMPREHENSIVE PLAN UPDATE REPORT QUESTIONNAIRE #1 PRIORITIES AND FOCUS AREAS



2024 COMPREHENSIVE PLAN UPDATE REPORT QUESTIONNAIRE #1 PRIORITIES AND FOCUS AREAS

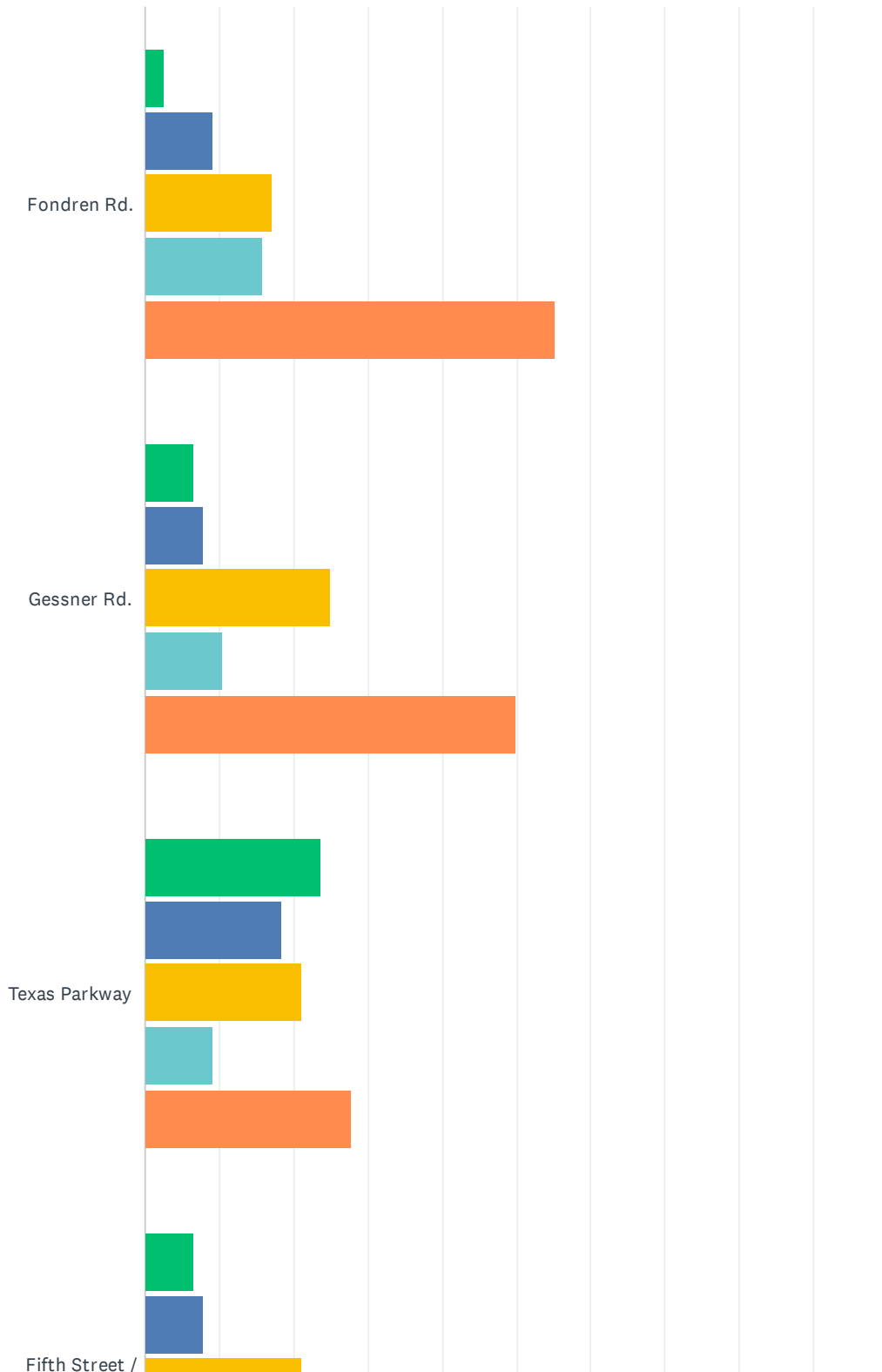


2024 COMPREHENSIVE PLAN UPDATE REPORT QUESTIONNAIRE #1 PRIORITIES AND FOCUS AREAS

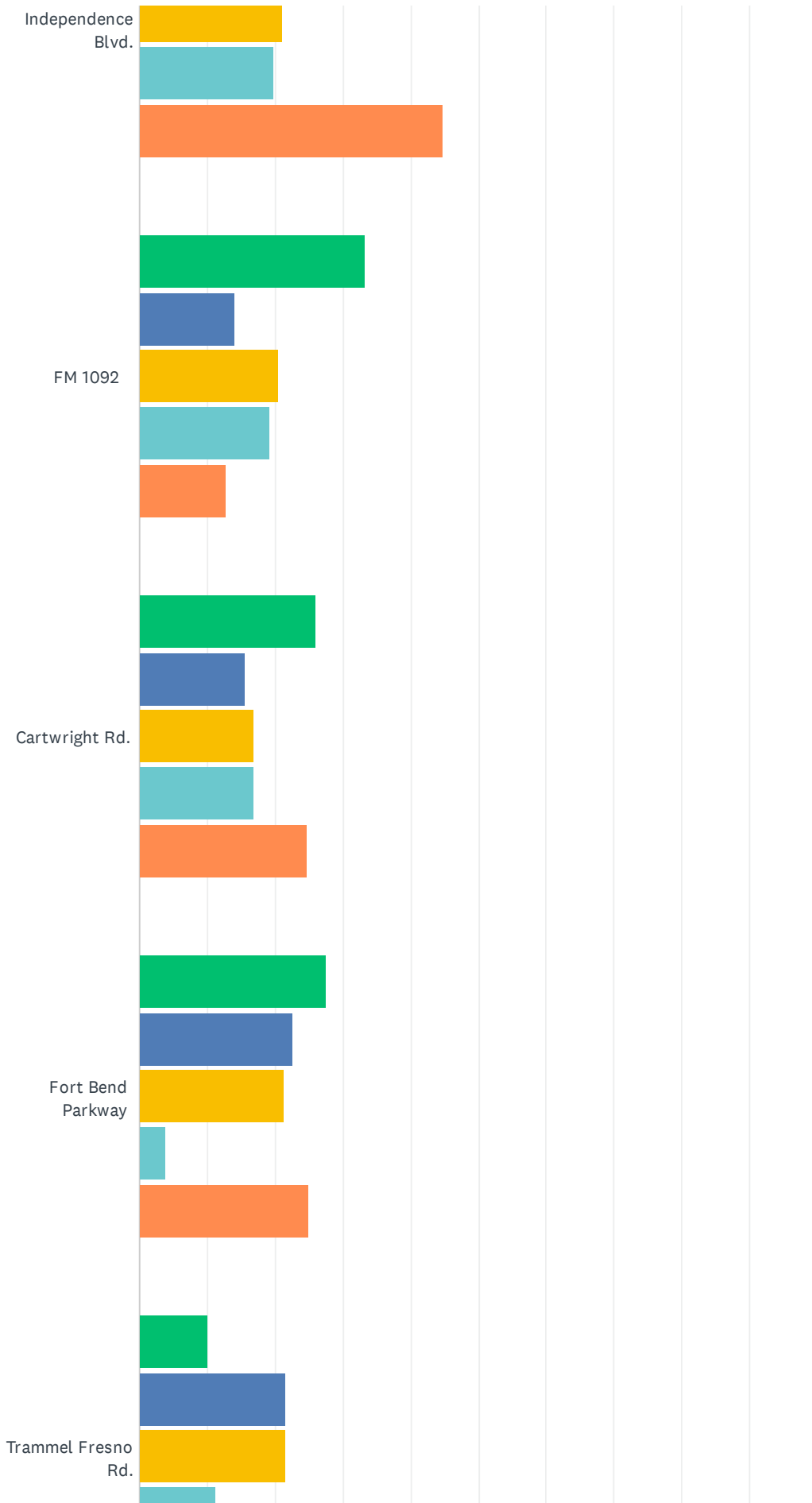
	DAILY	SEVERAL TIMES A WEEK	FEW TIMES A MONTH	FEW TIMES A YEAR	NEVER	TOTAL
Fondren Rd.	7.79% 6	0.00% 0	15.58% 12	33.77% 26	42.86% 33	77
Gessner Rd.	5.13% 4	11.54% 9	11.54% 9	46.15% 36	25.64% 20	78
Texas Parkway	19.48% 15	16.88% 13	29.87% 23	22.08% 17	11.69% 9	77
Fifth Street / Independence Blvd.	6.41% 5	15.38% 12	21.79% 17	35.90% 28	20.51% 16	78
FM 1092	25.00% 20	33.75% 27	26.25% 21	15.00% 12	0.00% 0	80
Cartwright Rd.	29.11% 23	20.25% 16	25.32% 20	20.25% 16	5.06% 4	79
Fort Bend Parkway	33.33% 28	25.00% 21	23.81% 20	11.90% 10	5.95% 5	84
Trammel Fresno Rd.	12.35% 10	18.52% 15	29.63% 24	22.22% 18	17.28% 14	81
Highway 6	63.53% 54	31.76% 27	1.18% 1	3.53% 3	0.00% 0	85
Knight Rd. / Watts Plantation	34.94% 29	8.43% 7	12.05% 10	25.30% 21	19.28% 16	83

Q15 How important is it to have amenities (fine dining, high end/luxury retail, offices) on these roads? You may refer to the map for roadway boundaries. Please check the relevant box.

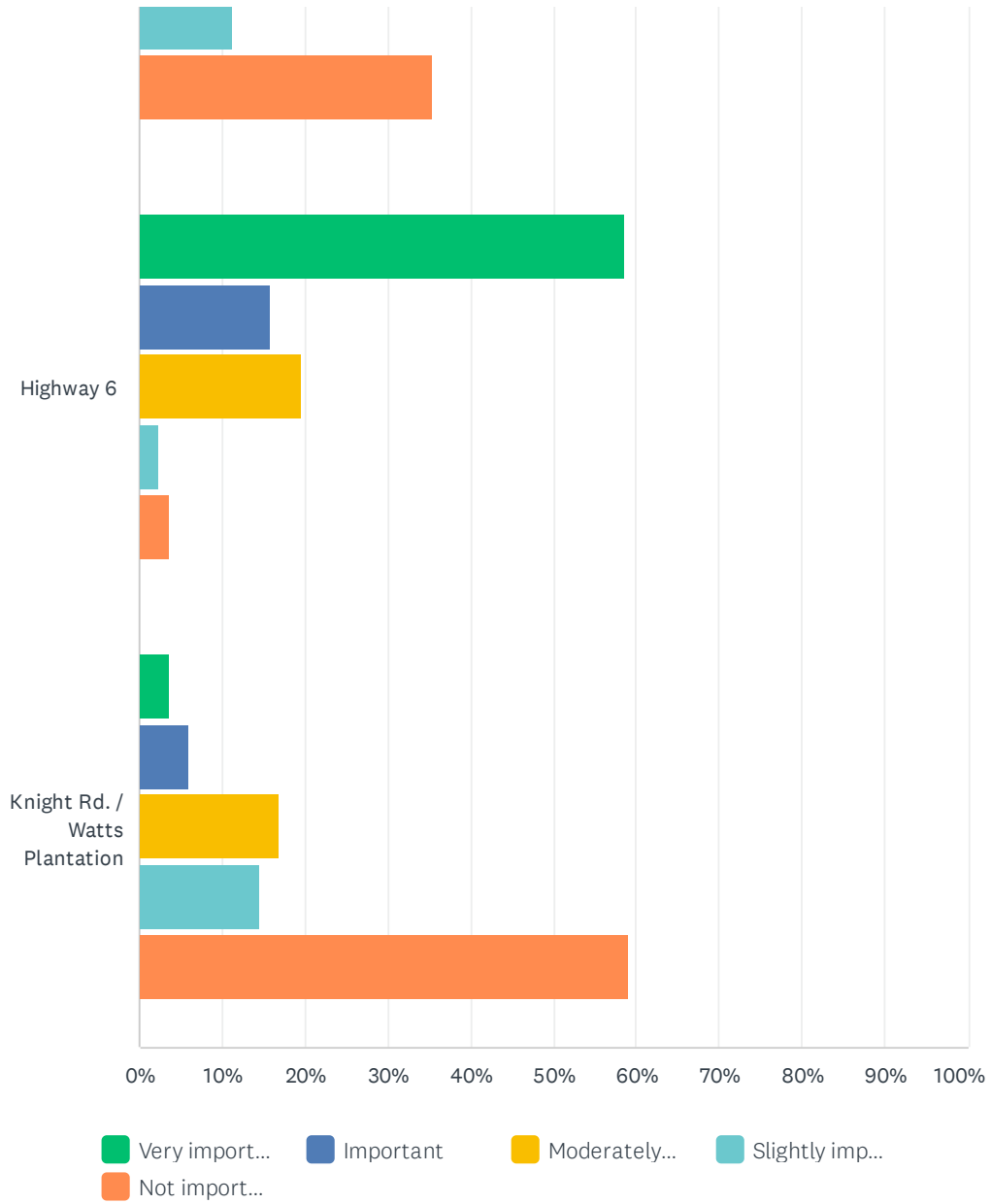
Answered: 85 Skipped: 1



2024 COMPREHENSIVE PLAN UPDATE REPORT QUESTIONNAIRE #1 PRIORITIES AND FOCUS AREAS



2024 COMPREHENSIVE PLAN UPDATE REPORT QUESTIONNAIRE #1 PRIORITIES AND FOCUS AREAS

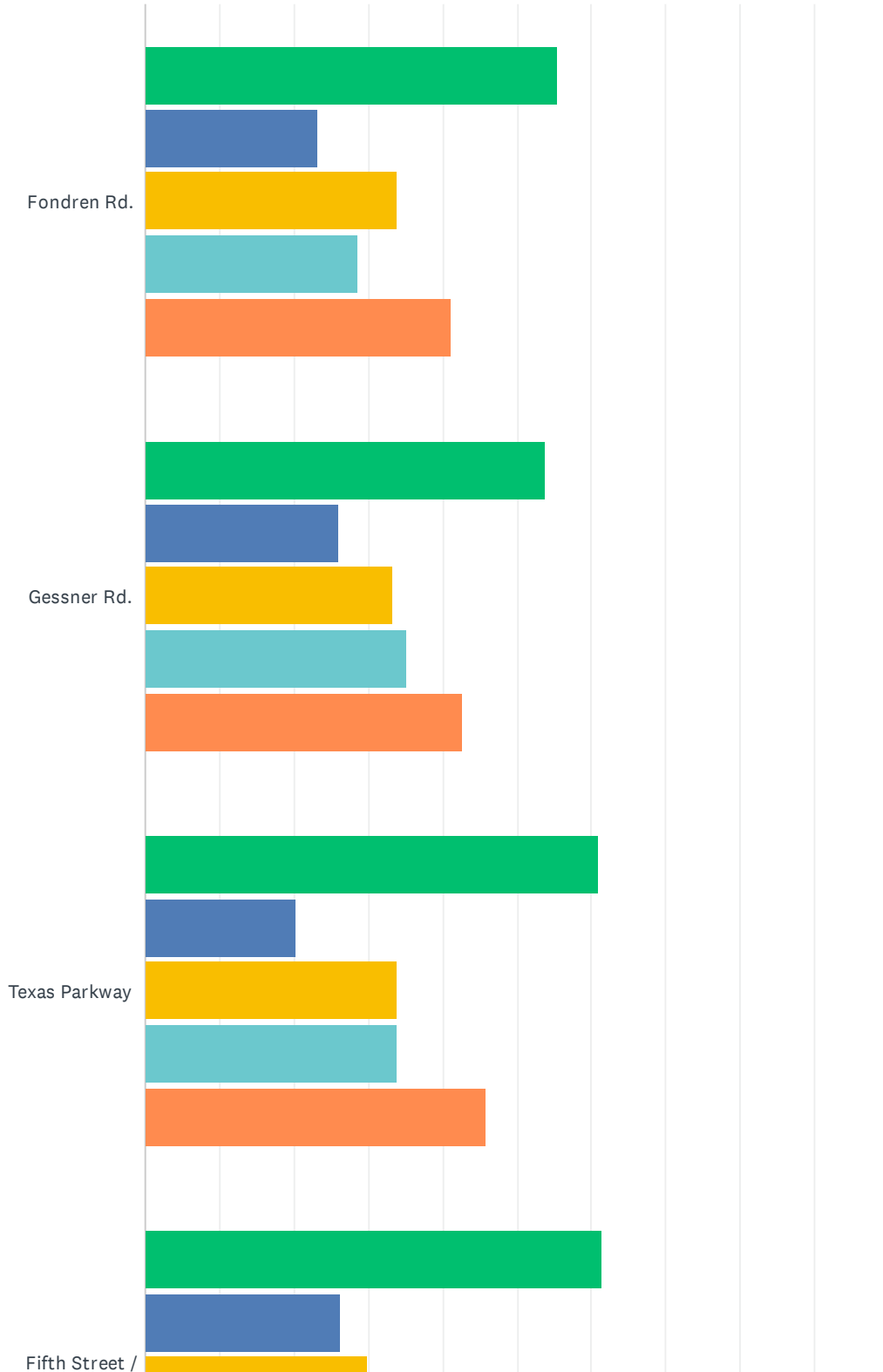


2024 COMPREHENSIVE PLAN UPDATE REPORT QUESTIONNAIRE #1 PRIORITIES AND FOCUS AREAS

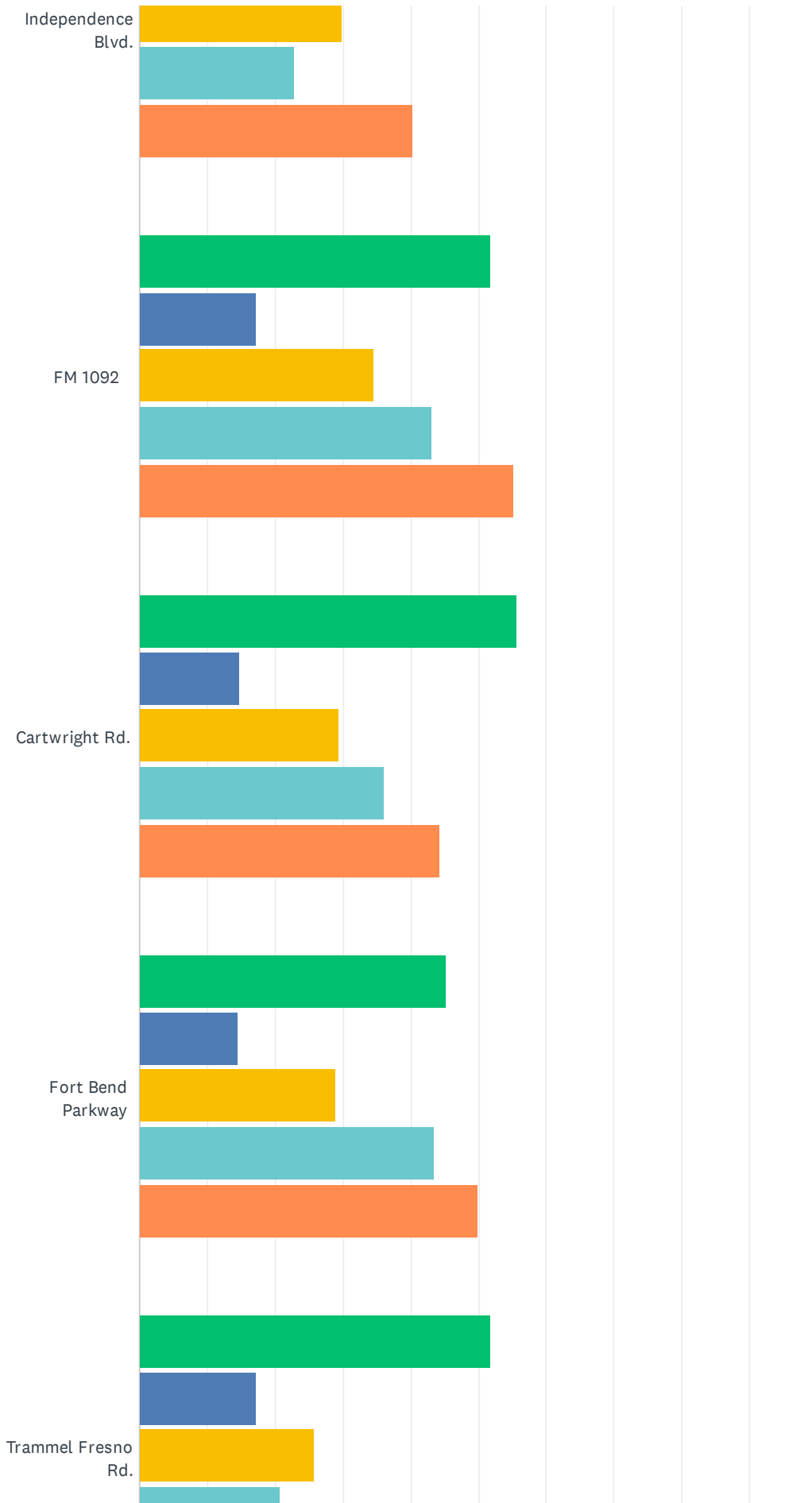
	VERY IMPORTANT	IMPORTANT	MODERATELY IMPORTANT	SLIGHTLY IMPORTANT	NOT IMPORTANT	TOTAL
Fondren Rd.	2.63% 2	9.21% 7	17.11% 13	15.79% 12	55.26% 42	76
Gessner Rd.	6.58% 5	7.89% 6	25.00% 19	10.53% 8	50.00% 38	76
Texas Parkway	23.68% 18	18.42% 14	21.05% 16	9.21% 7	27.63% 21	76
Fifth Street / Independence Blvd.	6.58% 5	7.89% 6	21.05% 16	19.74% 15	44.74% 34	76
FM 1092	33.33% 26	14.10% 11	20.51% 16	19.23% 15	12.82% 10	78
Cartwright Rd.	25.97% 20	15.58% 12	16.88% 13	16.88% 13	24.68% 19	77
Fort Bend Parkway	27.50% 22	22.50% 18	21.25% 17	3.75% 3	25.00% 20	80
Trammel Fresno Rd.	10.13% 8	21.52% 17	21.52% 17	11.39% 9	35.44% 28	79
Highway 6	58.54% 48	15.85% 13	19.51% 16	2.44% 2	3.66% 3	82
Knight Rd. / Watts Plantation	3.61% 3	6.02% 5	16.87% 14	14.46% 12	59.04% 49	83

Q16 Would you like to see any of these types of homes or places on these roads? You may refer to the map for roadway boundaries. Check all that apply.

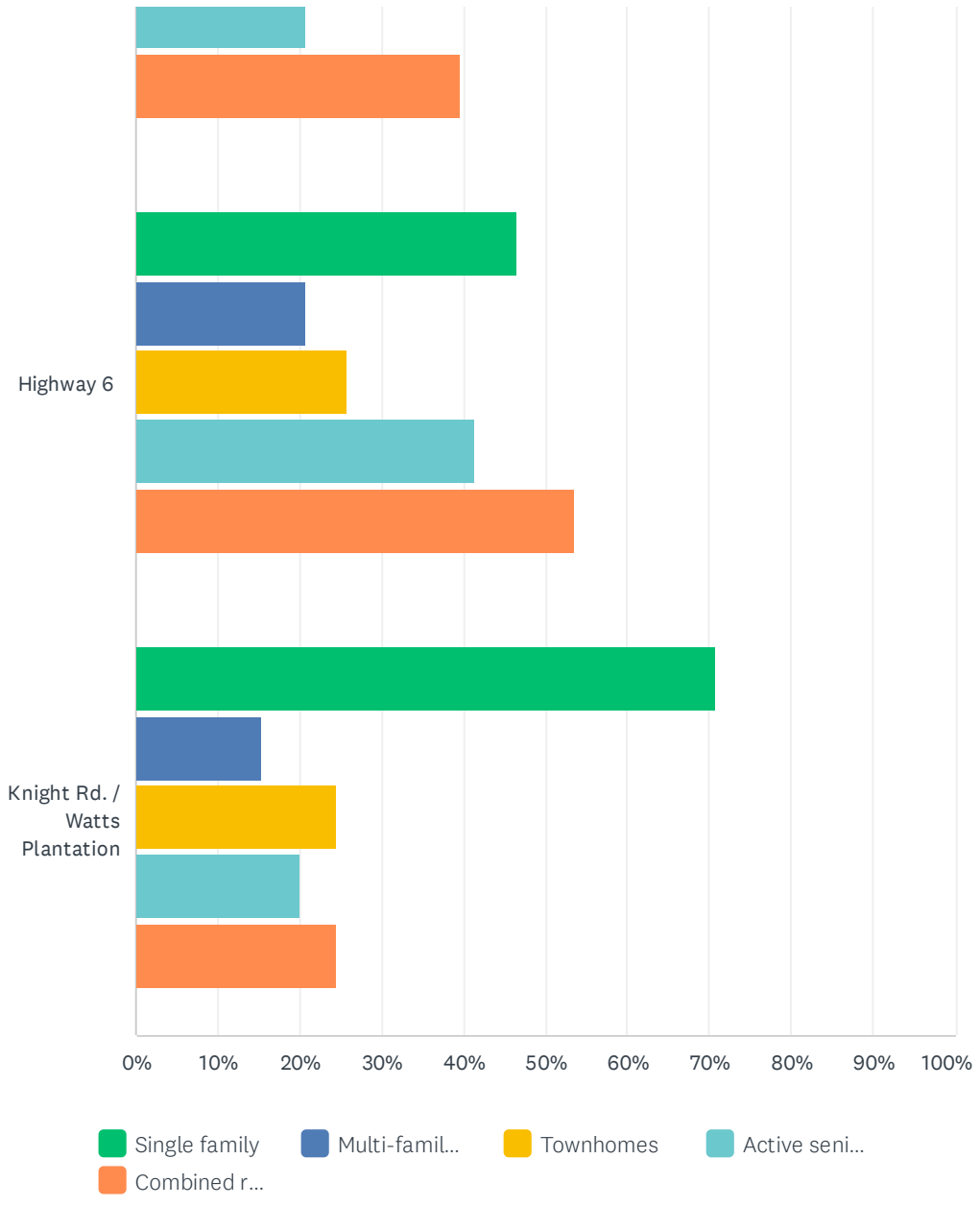
Answered: 72 Skipped: 14



2024 COMPREHENSIVE PLAN UPDATE REPORT QUESTIONNAIRE #1 PRIORITIES AND FOCUS AREAS



2024 COMPREHENSIVE PLAN UPDATE REPORT QUESTIONNAIRE #1 PRIORITIES AND FOCUS AREAS

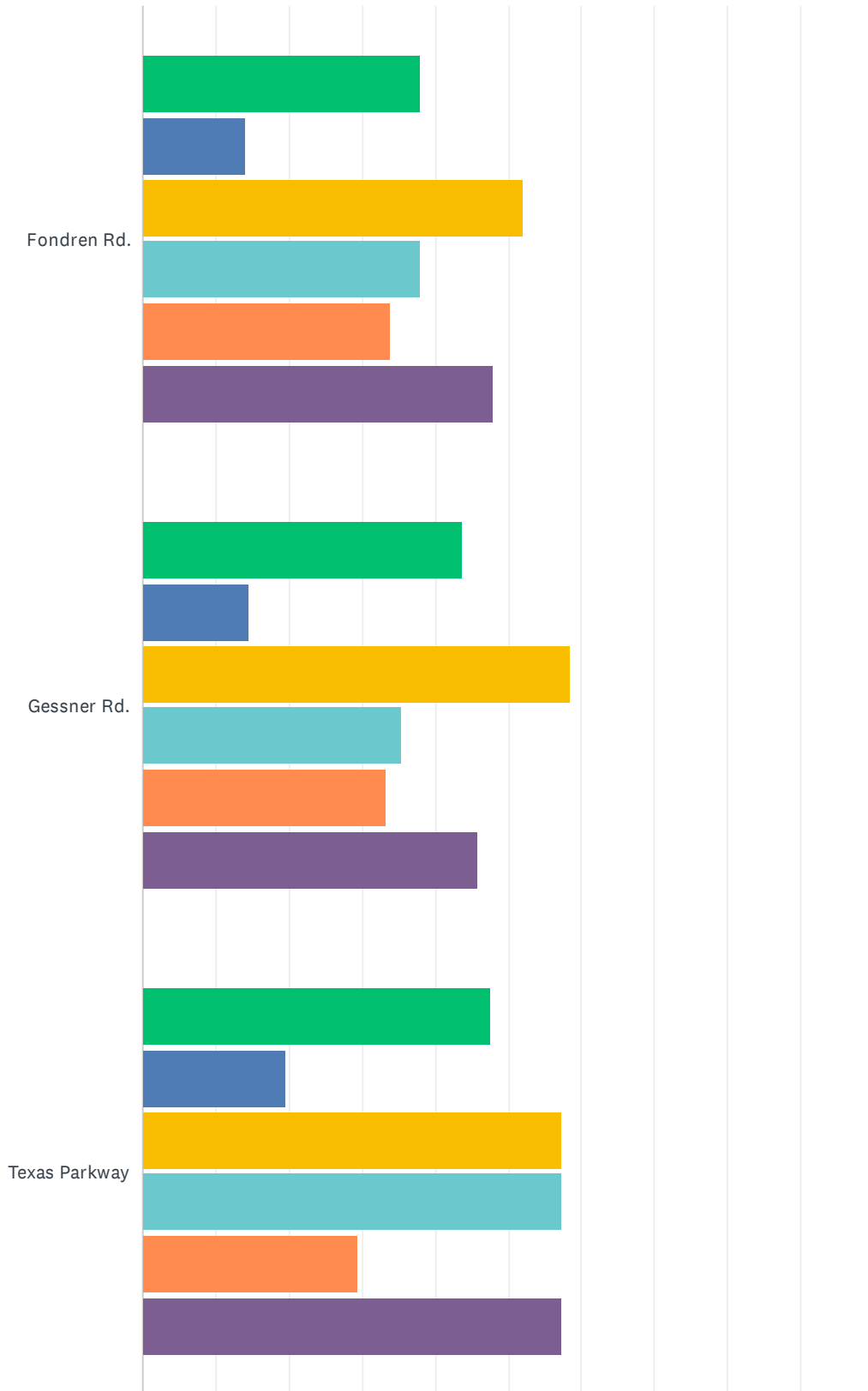


2024 COMPREHENSIVE PLAN UPDATE REPORT QUESTIONNAIRE #1 PRIORITIES AND FOCUS AREAS

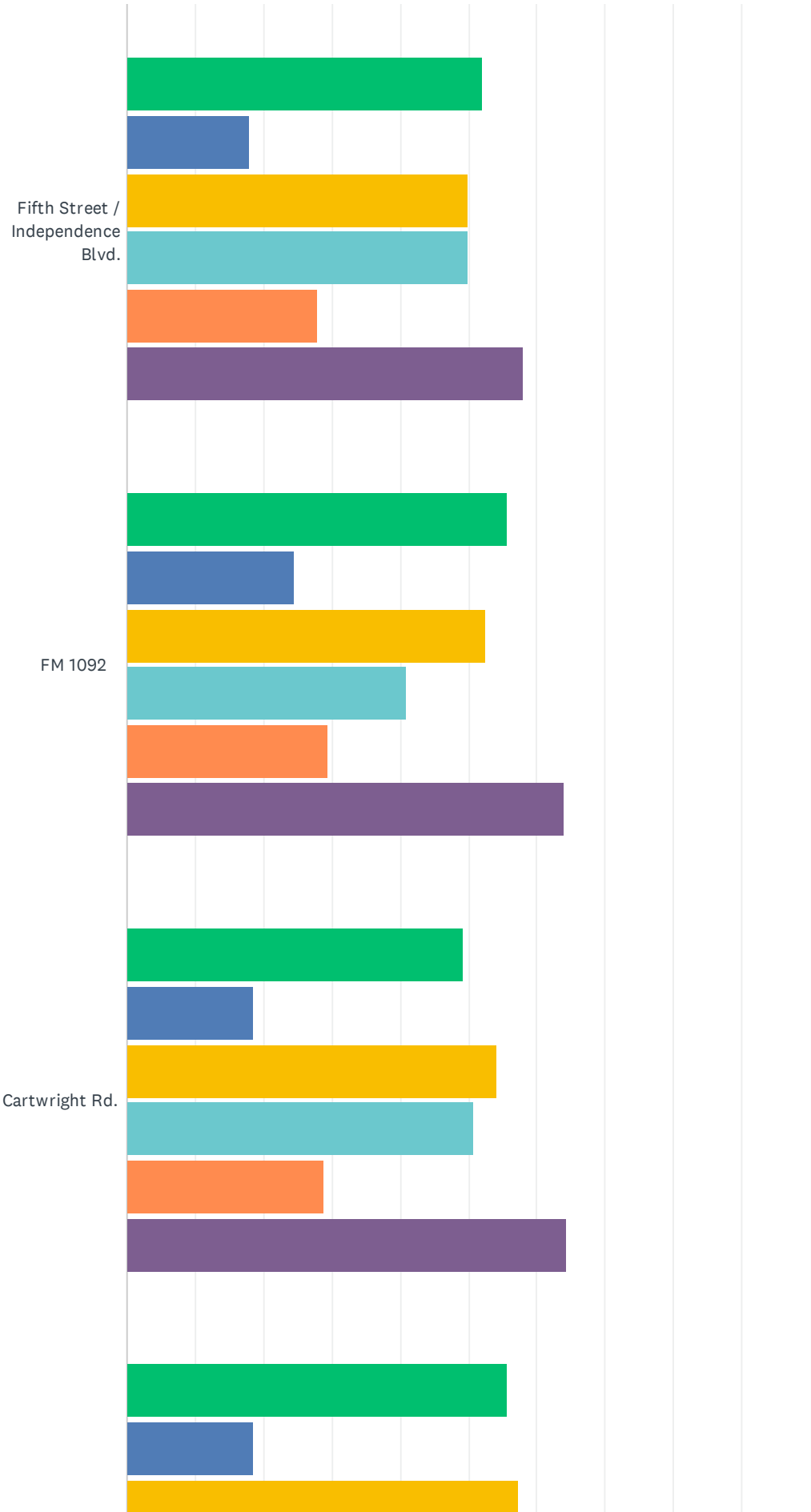
	SINGLE FAMILY	MULTI-FAMILY APARTMENTS	TOWNHOMES	ACTIVE SENIOR LIVING/ RETIREMENT COMMUNITY	COMBINED RESIDENTIAL AND COMMERCIAL WORK SPACE	TOTAL RESPONDENTS
Fondren Rd.	55.36% 31	23.21% 13	33.93% 19	28.57% 16	41.07% 23	56
Gessner Rd.	53.70% 29	25.93% 14	33.33% 18	35.19% 19	42.59% 23	54
Texas Parkway	61.02% 36	20.34% 12	33.90% 20	33.90% 20	45.76% 27	59
Fifth Street / Independence Blvd.	61.40% 35	26.32% 15	29.82% 17	22.81% 13	40.35% 23	57
FM 1092	51.72% 30	17.24% 10	34.48% 20	43.10% 25	55.17% 32	58
Cartwright Rd.	55.74% 34	14.75% 9	29.51% 18	36.07% 22	44.26% 27	61
Fort Bend Parkway	45.16% 28	14.52% 9	29.03% 18	43.55% 27	50.00% 31	62
Trammel Fresno Rd.	51.72% 30	17.24% 10	25.86% 15	20.69% 12	39.66% 23	58
Highway 6	46.55% 27	20.69% 12	25.86% 15	41.38% 24	53.45% 31	58
Knight Rd. / Watts Plantation	70.77% 46	15.38% 10	24.62% 16	20.00% 13	24.62% 16	65

Q17 What improvements would you like to see on these roads? You may refer to the map for roadway boundaries. Check all that apply.

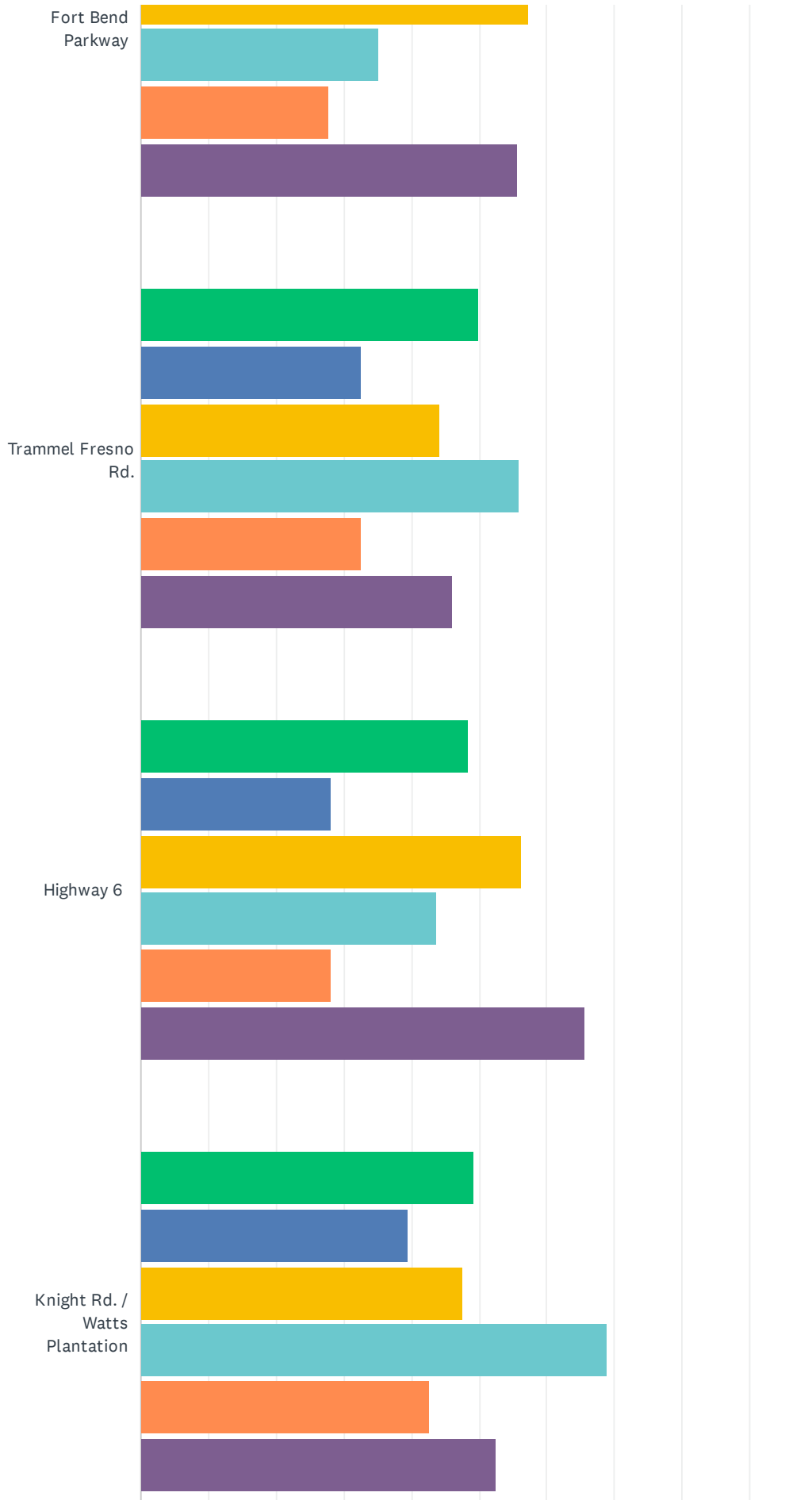
Answered: 80 Skipped: 6



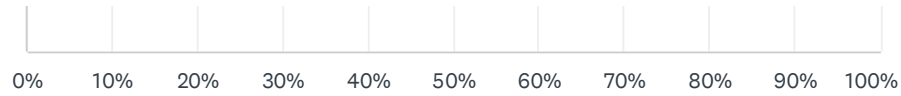
2024 COMPREHENSIVE PLAN UPDATE REPORT QUESTIONNAIRE #1 PRIORITIES AND FOCUS AREAS



2024 COMPREHENSIVE PLAN UPDATE REPORT QUESTIONNAIRE #1 PRIORITIES AND FOCUS AREAS



2024 COMPREHENSIVE PLAN UPDATE REPORT QUESTIONNAIRE #1 PRIORITIES AND FOCUS AREAS



- Wider lands...
- Road widen...
- Landscape ...
- Bike/ pede...
- Drainage i...
- Decorative ...

	WIDER LANDSCAPED AREAS ALONG THE STREETS	ROAD WIDENING	LANDSCAPE BUFFERS/ MASONRY FENCING BETWEEN RESIDENTIAL AND NON-RESIDENTIAL	BIKE/ PEDESTRIAN PATHS	DRAINAGE IMPROVEMENTS	DECORATIVE LIGHTING, SIGNAGE, PAVERS, ENTRYWAYS, LANDSCAPED MEDIANS ETC.	TOTAL RESPON
Fondren Rd.	38.00% 19	14.00% 7	52.00% 26	38.00% 19	34.00% 17	48.00% 24	
Gessner Rd.	43.75% 21	14.58% 7	58.33% 28	35.42% 17	33.33% 16	45.83% 22	
Texas Parkway	47.54% 29	19.67% 12	57.38% 35	57.38% 35	29.51% 18	57.38% 35	
Fifth Street / Independence Blvd.	52.00% 26	18.00% 9	50.00% 25	50.00% 25	28.00% 14	58.00% 29	
FM 1092	55.74% 34	24.59% 15	52.46% 32	40.98% 25	29.51% 18	63.93% 39	
Cartwright Rd.	49.15% 29	18.64% 11	54.24% 32	50.85% 30	28.81% 17	64.41% 38	
Fort Bend Parkway	55.56% 30	18.52% 10	57.41% 31	35.19% 19	27.78% 15	55.56% 30	
Trammel Fresno Rd.	50.00% 26	32.69% 17	44.23% 23	55.77% 29	32.69% 17	46.15% 24	
Highway 6	48.44% 31	28.13% 18	56.25% 36	43.75% 28	28.13% 18	65.63% 42	
Knight Rd. / Watts Plantation	49.18% 30	39.34% 24	47.54% 29	68.85% 42	42.62% 26	52.46% 32	

Q18 Additional Input. Please provide below any further comments on priorities, concerns, key corridors, or other development related items that are important to you.

Answered: 40 Skipped: 46

Q19 Provide your name and contact information if you would like to participate in a prize draw.

Answered: 50 Skipped: 36

ANSWER CHOICES	RESPONSES	
Name	100.00%	50
Email	98.00%	49
Phone	86.00%	43
	0.00%	0
	0.00%	0