



# VISTA

RESIDENTIAL ORNAMENTAL FENCE

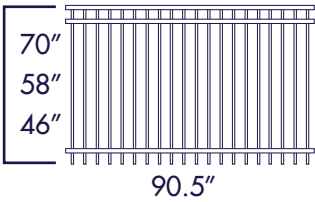


**MESA**

## FLAT TOP

1" x 1-3/16" RAIL • 5/8" PICKET • 1-1/2" x 1-1/2" GATE UPRIGHTS • 3-7/8" AIR SPACE

THREE RAIL PANEL



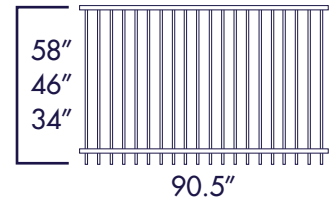
THREE RAIL GATES



TWO RAIL GATES



TWO RAIL PANEL

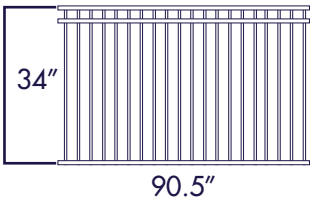


**MESA**

## FLAT TOP/ FLAT BOTTOM

1" x 1-3/16" RAIL • 5/8" PICKET • 1-1/2" x 1-1/2" GATE UPRIGHTS • 3-7/8" AIR SPACE

THREE RAIL PANEL



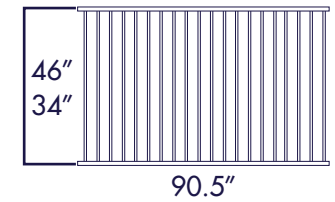
THREE RAIL GATES



TWO RAIL GATES



TWO RAIL PANEL

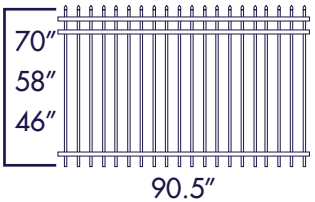


**AURORA**

## PRESSED SPEAR

1" x 1-3/16" RAIL • 5/8" PICKET • 1-1/2" x 1-1/2" GATE UPRIGHTS • 3-7/8" AIR SPACE

THREE RAIL PANEL



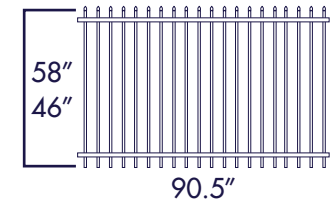
THREE RAIL GATES



TWO RAIL GATES



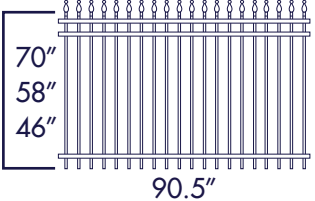
TWO RAIL PANEL



**PINNACLE+**

## PINNACLE + with QUAD FLARES

THREE RAIL PANEL



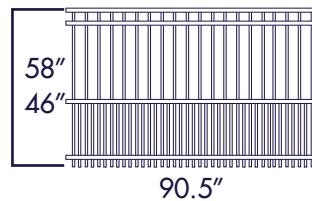
THREE RAIL GATES



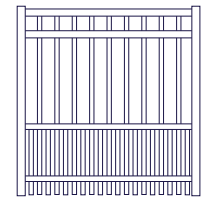
**PUPPY PICKET**

## FLAT TOP with PUPPY PICKET

FOUR RAIL PANEL




FOUR RAIL GATES



1" x 1-3/16" RAIL • 5/8" PICKET • 1-1/2" x 1-1/2" GATE UPRIGHTS • 3-7/8" AIR SPACE

# BRACKETS

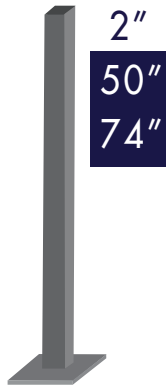
\*END POST, LINE POST & CORNER POST BRACKETS



\*FLAT MOUNT, SWIVEL AND UNIVERSAL BRACKETS ARE COMPATIBLE FOR ALL THREE POST MOUNTS SHOWN.

# POSTS & POST ACCESSORIES

WITH 5" x 5" BASE



SQUARE POWDER COATED POST

SIZE	2"	2.5"	2.5"	3"	4"	4"	6"
WALL	16 GA	16 GA	14 GA	16 GA	11 GA	3/16"	3/16"
LENGTH	72"	72"	96"	72"	96"	96"	96"
		84"	108"	84"	108"	108"	108"
		96"		96"	120"	120"	120"
			108"		108"		
			120"		120"		
			132"				



POST	2"	2.5"
PLATE	4"	6"
	6"	




# ENTRY ESTATE GATES

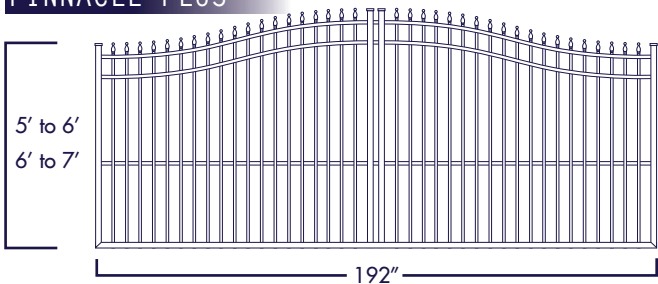
## SINGLE GATES DOUBLE UPRIGHTS

3/4" PICKET (16ga) • 2" x 2" UPRIGHTS (11ga) • 1" x 2" x 1" U-CHANNEL (11ga)

### FLAT TOP



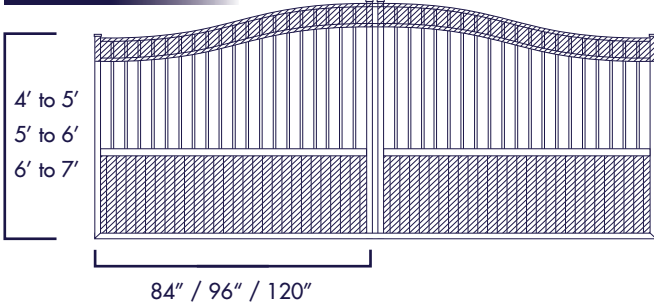
### PINNACLE PLUS



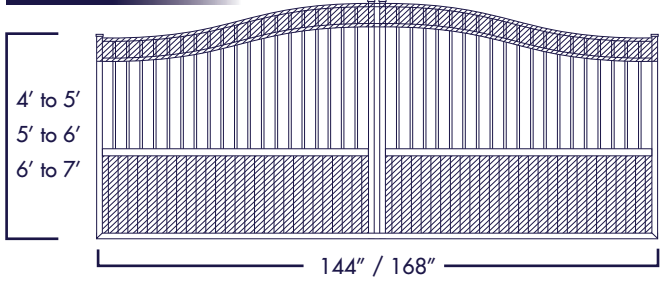
## FLAT TOP BOTTOM PRIVACY

3/4" PICKET (16ga) • 2"x 2" UPRIGHTS (11ga) • 1"x 2"x 1" U-CHANNEL (11ga)

### DOUBLE



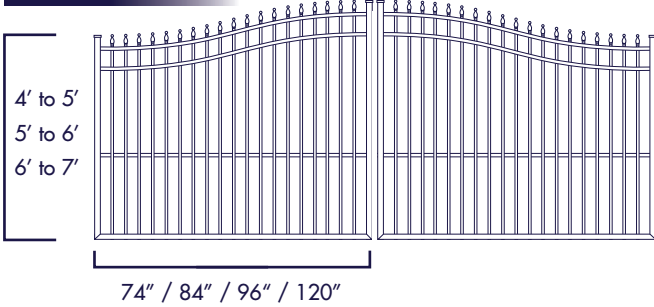
### SINGLE



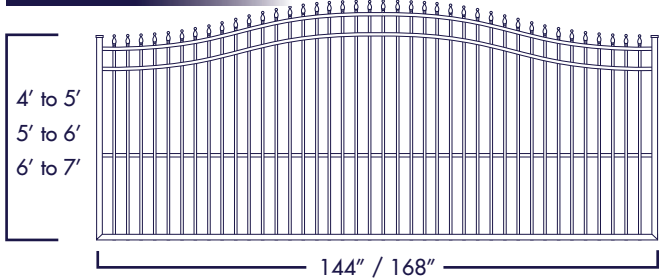
## PINNACLE + with QUAD FLARES

3/4" PICKET (16ga) • 2"x 2" UPRIGHTS (11ga) • 1"x 2"x 1" U-CHANNEL (11ga)

### DOUBLE



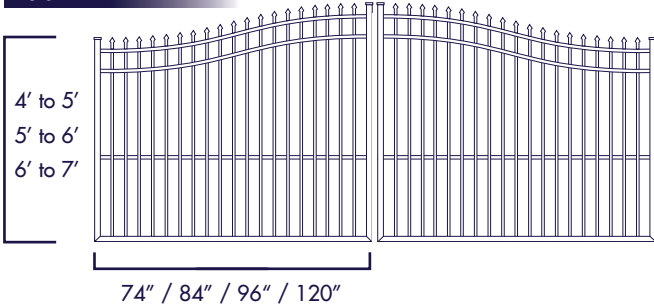
### SINGLE



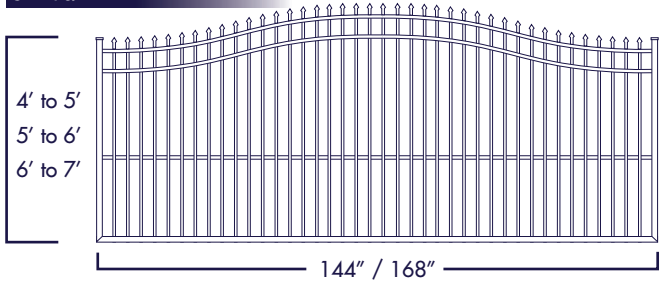
## SPEAR POINT

3/4" PICKET (16ga) • 2"x 2" UPRIGHTS (11ga) • 1"x 2"x 1" U-CHANNEL (11ga)

### DOUBLE



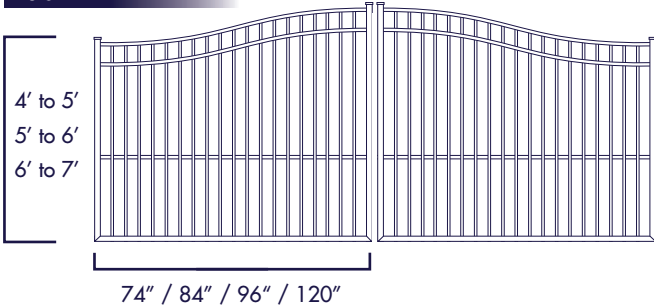
### SINGLE



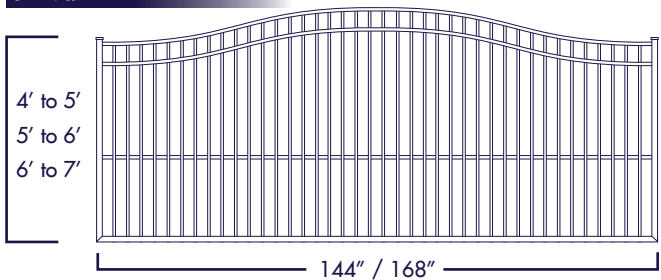
## FLAT TOP

3/4" PICKET (16ga) • 2"x 2" UPRIGHTS (11ga) • 1"x 2"x 1" U-CHANNEL (11ga)

### DOUBLE



### SINGLE




# GATE HARDWARE

## PEDESTRIAN GATE KITS

### Ornamental Double Drive Gate Kit

HINGE CLEARANCE: 6-1/2"

*\*Hinge style available in Offset and On Center*



### Ornamental Walk Gate Kit

HINGE CLEARANCE: 4-1/4"

*\*Hinge style available in Offset and On Center*

## ESTATE GATE HARDWARE

### Adjustable 180 Degree Commercial Hinges

HINGE CLEARANCE: 3/4" - 2-1/2"



### Adjustable Sealed Bearing Hinge-Weldable

HINGE CLEARANCE: 2-3/4" - 3"



# STRONG • LASTING • DECORATIVE



## fencebrokersinc.



WHOLESALE FENCE SUPPLIERS

25736 INTERSTATE 30 N

BRYANT, AR 72022

501-847-8811

800-272-2215

501-847-0636 FAX



207 WEST APPLE BLOSSOM

LOWELL, AR 72745

479-750-9911

866-750-9911

479-750-7295 FAX

fencebrokers.com