


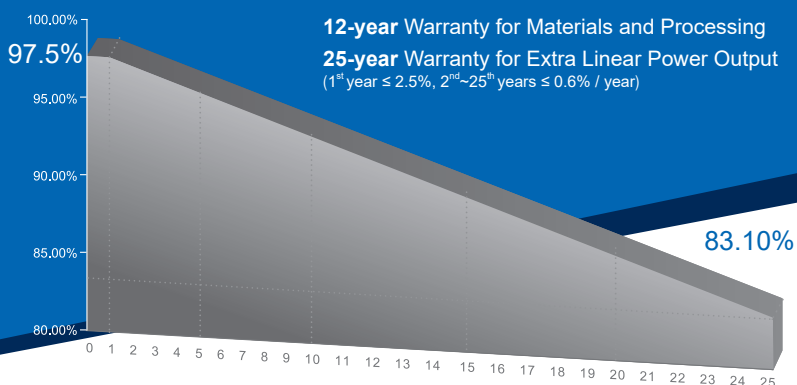
AstroSemi™

Incredible Power for Small Body







435W~455W

Monocrystalline PV Module
CHSM72M-HC Series (166)



KEY FEATURES

- 
+5W OUTPUT POSITIVE TOLERANCE
Guaranteed 0~+5W positive tolerance ensures power output reliability.
- 
INNOVATIONAL HALF-CELL TECHNOLOGY
Improves the module output, decreases the risk of micro-crack, enhances the module reliability.
- 
REDUCE SHADOW LOSS
Effectively reduces the effect of shadow on the module surface.
- 
REDUCE INTERNAL MISMATCH LOSS
Reduces mismatch loss and improves output.

COMPREHENSIVE CERTIFICATES



Special for Australian Market



ASTRONERGY
A CHNT COMPANY

ELECTRICAL SPECIFICATIONS

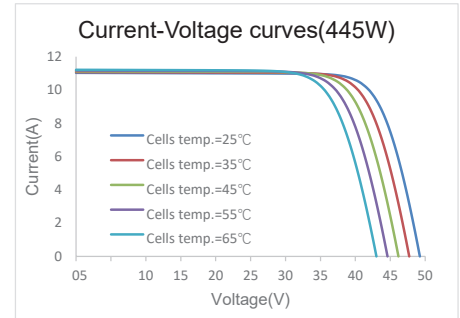
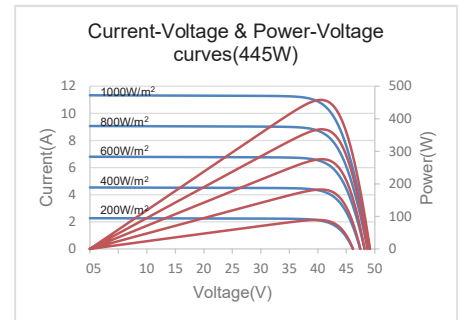
STC rated output (P_{mpp})*	435 Wp	440 Wp	445 Wp	450 Wp	455 Wp
Rated voltage (V_{mpp}) at STC	40.65 V	40.85 V	41.05 V	41.32 V	41.51 V
Rated current (I_{mpp}) at STC	10.70 A	10.77 A	10.84 A	10.89 A	10.96 A
Open circuit voltage (V_{oc}) at STC	48.25V	48.50 V	48.80 V	49.05 V	49.35 V
Short circuit current (I_{sc}) at STC	11.16 A	11.24 A	11.30 A	11.37 A	11.44 A
Module efficiency	19.7%	20.0%	20.2%	20.4%	20.6%
Rated output (P_{mpp}) at NMOT	323.4 Wp	327.1 Wp	330.8 Wp	334.5 Wp	338.2 Wp
Rated voltage (V_{mpp}) at NMOT	37.75 V	37.93 V	38.12 V	38.37 V	38.55 V
Rated current (I_{mpp}) at NMOT	8.57 A	8.62 A	8.68 A	8.72 A	8.78 A
Open circuit voltage (V_{oc}) at NMOT	45.19 V	45.42 V	45.70 V	45.94 V	46.22 V
Short circuit current (I_{sc}) at NMOT	8.99 A	9.06 A	9.10 A	9.16 A	9.22 A
Temperature coefficient (P_{mpp})	- 0.3528%/°C				
Temperature coefficient (I_{sc})	+0.0400%/°C				
Temperature coefficient (V_{oc})	- 0.2769%/°C				
Nominal module operating temperature (NMOT)	44±2°C				
Maximum system voltage (IEC/UL)	1500V _{DC}				
Number of diodes	3				
Junction box IP rating	IP 67				
Maximum series fuse rating	20 A				

* Measurement tolerance +/- 3%

STC: Irradiance 1000W/m², Cell Temperature 25°C, AM=1.5

NMOT: Irradiance 800W/m², Ambient Temperature 20°C, AM=1.5, Wind Speed 1m/s

CURVE



MECHANICAL SPECIFICATIONS

Outer dimensions (L x W x H)	2108 x 1048 x 40 mm 82.99 x 41.26 x 1.57 in
Frame technology	Aluminum, silver anodized
Module composition	Glass / EVA / Backsheet (white)
Front glass thickness	3.2 mm / 0.13 in
Cable length (IEC/UL)	Portrait: 350 mm (13.78 in) Landscape: 1300 mm (51.18 in)
Cable diameter (IEC/UL)	4 mm ² / 12 AWG
① Maximum mechanical test load	5400 Pa (front) / 2400 Pa (back)
Fire performance (IEC/UL)	Class C (IEC) or Type 1 (UL)
Connector type (IEC/UL)	PV-CY03L (Logo:CHUANG YUAN) or PV-HCB40(Logo:XINHUI) or MH5 (Logo:MINGHE) or PV-KST4-EVO2/XY-UR,PV-KBT4-EVO2/XY-UR(Logo:MC)

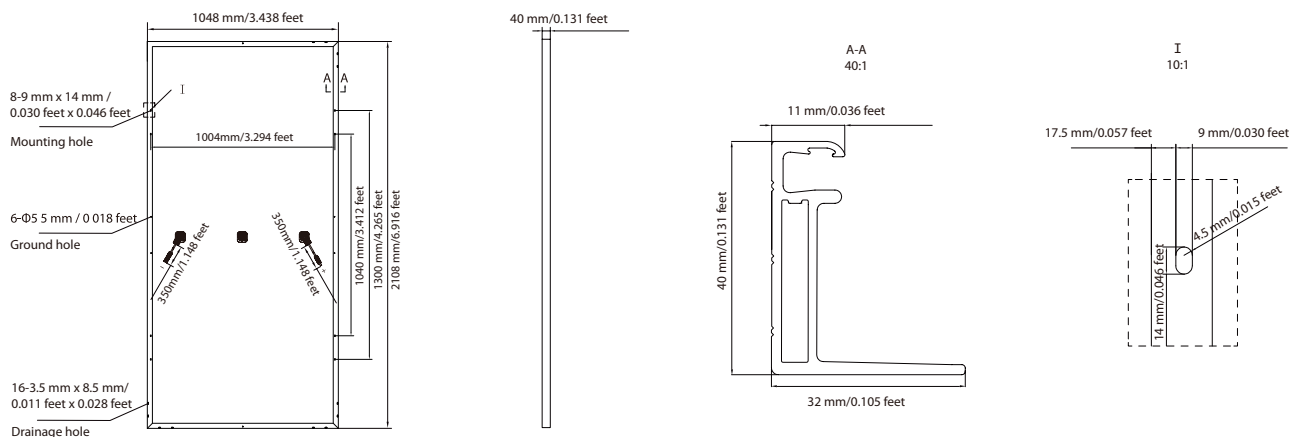
① Refer to Astronergy crystalline installation manual or contact technical department.
Maximum Mechanical Test Load=1.5×Maximum Mechanical Design Load

PACKING SPECIFICATIONS

① Weight (module only)	24.0 kg / 52.91 lbs
② Packing unit	27 pcs / box
Weight of packing unit (for 40'HQ container)	693 kg / 1528 lbs
Number of modules per 40'HQ container	594 pcs

① Tolerance +/- 1.0kg
② Subject to sales contract

MODULE DIMENSION DETAILS



Made in Zhejiang, Jiangsu and Anhui of China, Made in Sincan/ Ankara of Turkey

© Chint Solar (Zhejiang) Co., Ltd. Reserves the right of final interpretation, please contact our company to use the latest version for contract.

<http://energy.chint.com>

Astronergy 03-2020