


ASTRO 3 Twins

Create Sustainable and Efficient Green Energy

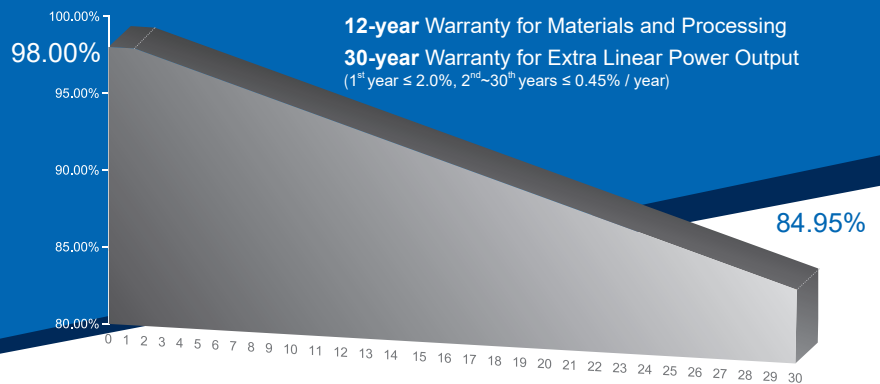


400W~415W

Monocrystalline PV Module

CHSM72M(DG)/F-BH Series (158.75)

CHSM72M(DG)/F-BH is bifacial module with white glazed glass



KEY FEATURES

- +5W OUTPUT POSITIVE TOLERANCE**
Guaranteed 0~+5W positive tolerance to ensure power output.
- INNOVATIONAL HALF-CUT TECHNOLOGY**
Better shading tolerance, higher reliability.
- INNOVATIONAL MULTI-BUSBAR TECHNOLOGY**
Higher light absorption, lower risk of microcrack.
- SUPER PERC+ CELL TECHNOLOGY**
Higher module power and module efficiency, lower power degradation.
- BIFACIAL POWER**
Up to 25% additional power gain from rear side.
- APPLICABLE FOR MULTI DIFFERENT ENVIRONMENTS**
Wide range of applications, such as snow areas, high humidity areas and strong sandstorm areas, etc.

COMPREHENSIVE CERTIFICATES



The first solar company which passed the TUV Nord IEC/TS 62941 certification audit.

For Global Market



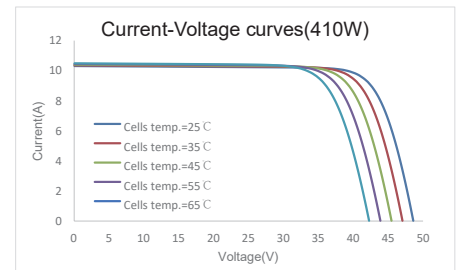
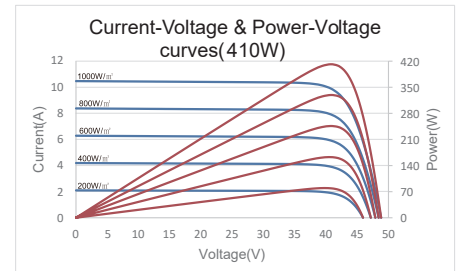
ASTRONERGY
A CHNT COMPANY

ELECTRICAL SPECIFICATIONS

Power rating (front)	400 Wp		405 Wp		410 Wp		415 Wp	
	Front	Back	Front	Back	Front	Back	Front	Back
STC rated output (P_{mpp}/Wp)	400	282	405	285	410	289	415	292
Rated voltage (V_{mpp}/V) at STC	40.67	40.88	40.89	41.10	41.10	41.31	41.31	41.52
Rated current (I_{mpp}/A) at STC	9.84	6.89	9.91	6.94	9.98	6.99	10.05	7.04
Open circuit voltage (V_{oc}/V) at STC	48.24	46.82	48.42	46.99	48.60	47.17	48.78	47.34
Short circuit current (I_{sc}/A) at STC	10.30	7.22	10.38	7.28	10.46	7.33	10.54	7.39
Module efficiency	19.4%	13.7%	19.7%	13.8%	19.9%	14.0%	20.2%	14.2%
Temperature coefficient (P_{mpp})	- 0.35%/°C							
Temperature coefficient (I_{sc})	+0.035%/°C							
Temperature coefficient (V_{oc})	- 0.28%/°C							
Nominal module operating temperature (NMOT)	41±2°C							
Maximum system voltage (IEC/UL)	1500V _{DC}							
Number of diodes	3							
Junction box IP rating	IP 68							
Maximum series fuse rating	20 A							

STC: Irradiance 1000W/m², Cell Temperature 25°C, AM=1.5

CURVE



ELECTRICAL SPECIFICATIONS (Integrated power)

P_{mpp} gain	P_{mpp}	V_{mpp}	I_{mpp}	V_{oc}	I_{sc}
5%	431 Wp	41.10 V	10.47 A	48.60 V	10.98 A
10%	451 Wp	41.10 V	10.97 A	48.60 V	11.51 A
15%	472 Wp	41.00 V	11.50 A	48.70 V	12.03 A
20%	492 Wp	41.00 V	12.00 A	48.70 V	12.55 A
25%	513 Wp	41.00 V	12.50 A	48.70 V	13.08 A

Electrical characteristics with different rear power gain (reference to 410W)

MECHANICAL SPECIFICATIONS

Outer dimensions (L x W x H)	2038 x 1010 x 30 mm
Frame technology	Aluminum, silver anodized
Glass thickness	2.0 mm
Cable length (IEC/UL)	Portrait: 350 mm Landscape: 1200 mm
Cable diameter (IEC/UL)	4 mm ² / 12 AWG
① Maximum mechanical test load	5400 Pa (front) / 2400 Pa (back)
Connector type (IEC/UL)	HCB40 / MC4-EVO2

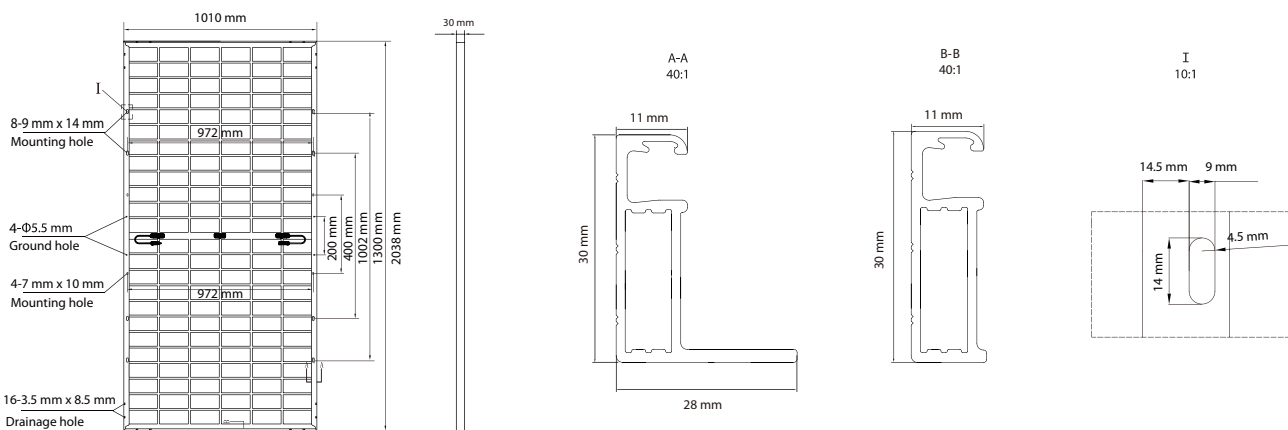
① Refer to Astronergy crystalline installation manual or contact technical department.
Maximum Mechanical Test Load=1.5×Maximum Mechanical Design Load.

PACKING SPECIFICATIONS

① Module Weight	26.3 kg
② Packing unit	36 pcs / box
Weight of packing unit (for 40'HQ container)	994 kg
Number of modules per 40'HQ container	792 pcs

① Tolerance +/- 1.0kg
② Subject to sales contract

MODULE DIMENSION DETAILS



© Chint Solar (Zhejiang) Co., Ltd. Reserves the right of final interpretation. please contact our company to use the latest version for contract.