


# AstroTwins™

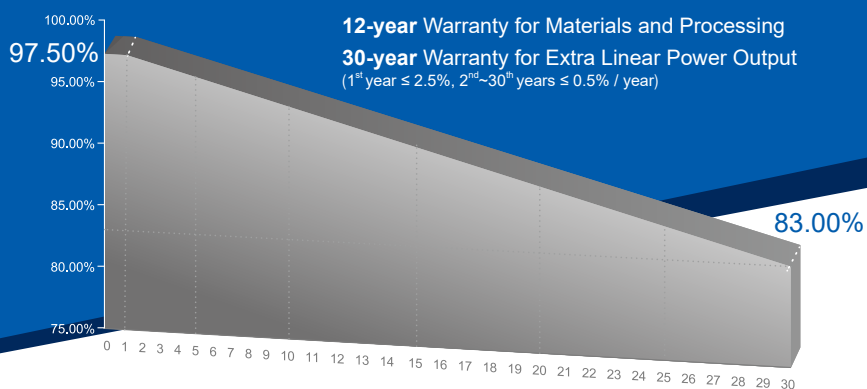
Enjoy the Energy of the Universe



## 360W~375W

P-type Monocrystalline PV Module  
CHSM60M(DG)/F-BH Series (166)

CHSM60M(DG)/F-BH is bifacial module with white glazed glass



### KEY FEATURES

- +5W OUTPUT POSITIVE TOLERANCE**  
Guaranteed 0~+5W positive tolerance ensures power output reliability.
- ENHANCED FIRE PERFORMANCE**  
Fire Class A certified according to IEC standard.
- EXCELLENT WEATHER RESISTANCE**  
Reduces the cell micro-crack and extended product warranty.
- BIFACIAL POWER**  
The backside makes use of the reflected and scattered light from the surroundings, the modules can yield up to 5%~30% power more, depending on the albedo.
- REDUCE INTERNAL MISMATCH LOSS**  
Reduces mismatch loss and improves output.
- APPLICABLE FOR MULTI DIFFERENT ENVIRONMENTS**  
The wide range of applications, such as BIPV, vertical installation, snow area, high humidity area and strong sandstorm area, etc.
- SNAIL TRAIL RESISTANCE**  
Reduces the probability of snail trails with zero water vapor transmittance.

### COMPREHENSIVE CERTIFICATES



Special for Australian Market



**ASTRONERGY**  
A CHNT COMPANY

## ELECTRICAL SPECIFICATIONS

Power rating (front)	360 Wp		365 Wp		370 Wp		375 Wp	
Testing Condition	Front	Back	Front	Back	Front	Back	Front	Back
STC rated output ( $P_{mpp}/Wp$ )*	360	252	365	255	370	259	375	262
Rated voltage ( $V_{mpp}/V$ ) at STC	33.80	34.52	34.11	34.65	34.39	35.00	34.66	35.17
Rated current ( $I_{mpp}/A$ ) at STC	10.65	7.30	10.70	7.36	10.76	7.40	10.82	7.45
Open circuit voltage ( $V_{oc}/V$ ) at STC	40.47	39.42	40.74	39.60	41.11	39.97	41.48	40.13
Short circuit current ( $I_{sc}/A$ ) at STC	11.12	7.99	10.20	8.05	11.25	8.10	11.30	8.16
Module efficiency	19.1%	13.4s%	19.4%	13.5%	19.6%	13.7%	19.9%	13.9%
Temperature coefficient ( $P_{mpp}$ )	- 0.3438%/°C							
Temperature coefficient ( $I_{sc}$ )	+0.0353%/°C							
Temperature coefficient ( $V_{oc}$ )	- 0.2722%/°C							
Nominal module operating temperature (NMOT)	44±2°C							
Maximum system voltage (IEC/UL)	1500V <sub>DC</sub>							
Number of diodes	3							
Junction box IP rating	IP 68							
Maximum series fuse rating	20 A							

\* Measurement tolerance +/- 3%  
STC: Irradiance 1000W/m<sup>2</sup>, Cell Temperature 25°C, AM=1.5

## ELECTRICAL SPECIFICATIONS (Integrated power)

$P_{mpp}$ gain	$P_{mpp}$	$V_{mpp}$	$I_{mpp}$	$V_{oc}$	$I_{sc}$
5%	388 Wp	34.39 V	11.28 A	41.11 V	11.72 A
10%	407 Wp	34.39 V	11.83 A	41.11 V	12.30 A
15%	425 Wp	34.29 V	12.39 A	41.21 V	12.81 A
20%	444 Wp	34.29 V	12.95 A	41.21 V	13.38 A
25%	462 Wp	34.29 V	13.47 A	41.21 V	13.93 A

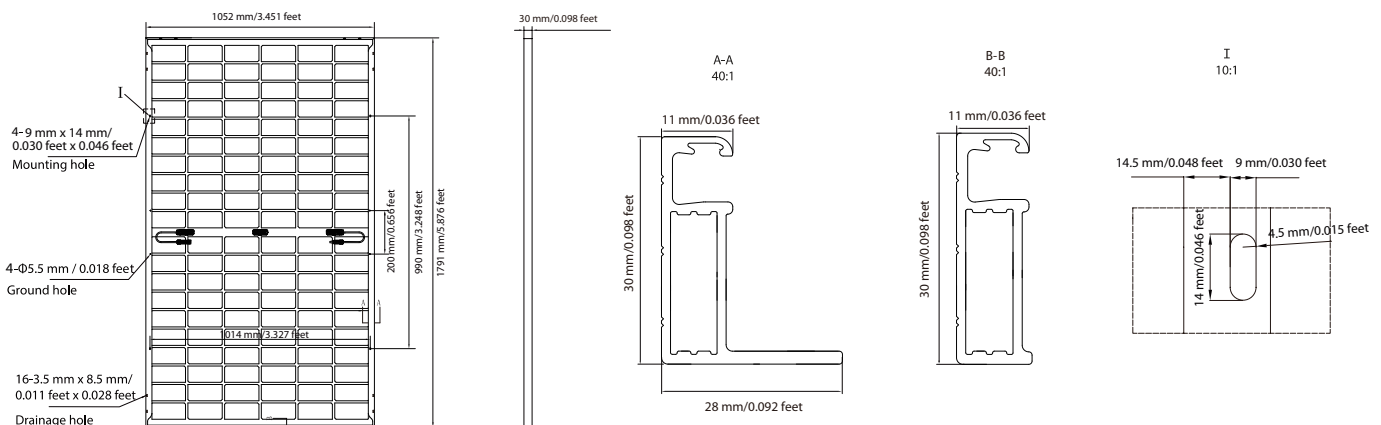
Measurement tolerance +/- 3%  
Electrical characteristics with different rear power gain (reference to 370W)

## MECHANICAL SPECIFICATIONS

Outer dimensions (L x W x H)	1791 x 1052 x 30 mm 70.51 x 41.42 x 1.18 in
Module composition	Glass / POE/ Glass
Glass thickness	2.0 mm / 0.079 in
Cable length (IEC/UL)	Portrait: 350 mm (13.78 in) Landscape: 1200 mm (47.24 in)
Cable diameter (IEC/UL)	4 mm <sup>2</sup> / 12 AWG
① Maximum mechanical test load	5400 Pa (front) / 2400 Pa (back)
Fire performance (IEC/UL)	Class A (IEC) or Type 3 (UL)
Connector type (IEC/UL)	PV-CY03L (Logo:CHUANG YUAN) or PV-HCB40(Logo:XINHUI) or MH5 (Logo:MINGHE) or PV-KST4-EVO2/XY-UR,PV-KBT4-EVO2/XY-UR(Logo:MC)

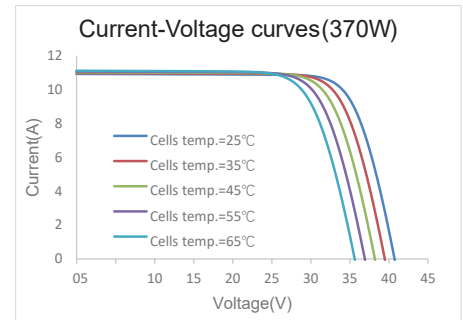
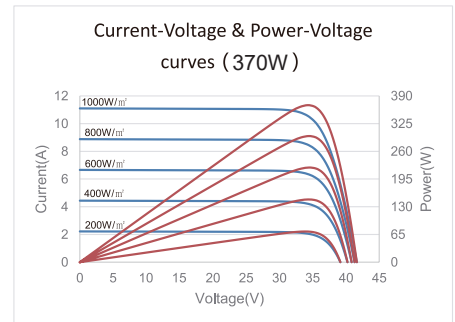
① Refer to Astronergy crystalline installation manual or contact technical department.  
Maximum Mechanical Test Load=1.5\*Maximum Mechanical Design Load.

## MODULE DIMENSION DETAILS



Made in Zhejiang, Jiangsu and Anhui of China, Made in Sincan/ Ankara of Turkey  
© Chint Solar (Zhejiang) Co., Ltd. Reserves the right of final interpretation, please contact our company to use the latest version for contract.  
<http://energy.chint.com>

## CURVE



## PACKING SPECIFICATIONS

① Weight (module only)	24.0 kg / 52.91 lbs
② Packing unit	36 pcs / box
Weight of packing unit (for 40'HQ container)	905 kg / 1995 lbs
Number of modules per 40'HQ container	864 pcs

① Tolerance +/- 1.0kg  
② Subject to sales contract