


AstroTwins™

Enjoy the Energy of the Universe

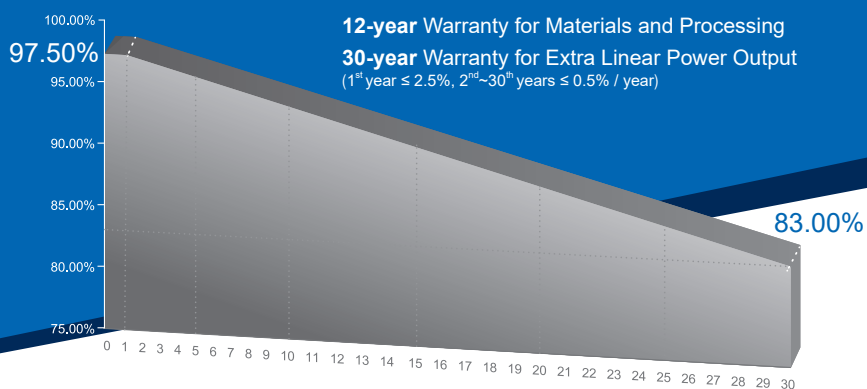


435W~455W

P-type Monocrystalline PV Module

CHSM72M(DG)/F-BH Series (166)

CHSM72M(DG)/F-BH is bifacial module with white glazed glass



KEY FEATURES

- OUTPUT POSITIVE TOLERANCE**
 Guaranteed 0~+5W positive tolerance ensures power output reliability.
- ENHANCED FIRE PERFORMANCE**
 Fire Class A certified according to IEC standard.
- EXCELLENT WEATHER RESISTANCE**
 Reduces the cell micro-crack and extended product warranty.
- BIFACIAL POWER**
 The backside makes use of the reflected and scattered light from the surroundings, the modules can yield up to 5%~30% power more, depending on the albedo.
- REDUCE INTERNAL MISMATCH LOSS**
 Reduces mismatch loss and improves output.
- APPLICABLE FOR MULTI DIFFERENT ENVIRONMENTS**
 The wide range of applications, such as BIPV, vertical installation, snow area, high humidity area and strong sandstorm area, etc.
- SNAIL TRAIL RESISTANCE**
 Reduces the probability of snail trails with zero water vapor transmittance.

COMPREHENSIVE CERTIFICATES



Special for Australian Market



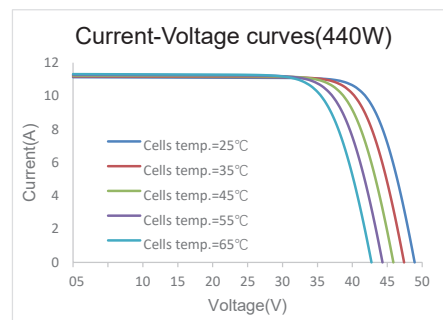
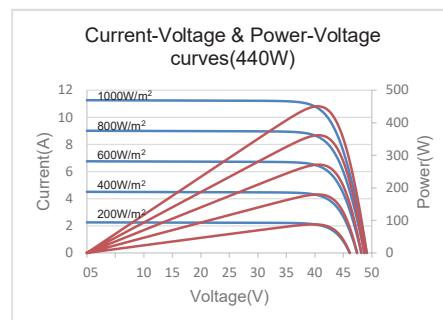
ASTROENERGY
 A CHNT COMPANY

ELECTRICAL SPECIFICATIONS

Power rating (front)	435 Wp		440 Wp		445 Wp		450 Wp		455 Wp	
Testing Condition	Front	Back	Front	Back	Front	Back	Front	Back	Front	Back
STC rated output (P_{mpp}/Wp)*	435	304	440	308	445	311	450	315	455	318
Rated voltage (V_{mpp}/V) at STC	40.85	41.64	41.12	41.85	41.36	42.03	41.59	42.28	41.82	42.34
Rated current (I_{mpp}/A) at STC	10.65	7.30	10.70	7.36	10.76	7.40	10.82	7.45	10.88	7.51
Open circuit voltage (V_{oc}/V) at STC	48.90	47.56	49.11	47.83	49.44	47.99	49.78	48.25	50.07	48.42
Short circuit current (I_{sc}/A) at STC	11.12	7.99	11.20	8.05	11.25	8.10	11.30	8.16	11.36	8.21
Module efficiency	19.4%	13.6%	19.6%	13.7%	19.9%	13.9%	20.1%	14.1%	20.3%	14.2%
Temperature coefficient (P_{mpp})					- 0.3528%/°C					
Temperature coefficient (I_{sc})					+0.0400%/°C					
Temperature coefficient (V_{oc})					- 0.2769%/°C					
Nominal module operating temperature (NMOT)					44±2°C					
Maximum system voltage (IEC/UL)					1500V _{DC}					
Number of diodes					3					
Junction box IP rating					IP 68					
Maximum series fuse rating					20 A					

* Measurement tolerance +/- 3%
STC: Irradiance 1000W/m², Cell Temperature 25°C, AM=1.5

CURVE



ELECTRICAL SPECIFICATIONS (Integrated power)

P_{mpp} gain	P_{mpp}	V_{mpp}	I_{mpp}	V_{oc}	I_{sc}
5%	462 Wp	41.12 V	11.24 A	49.11 V	11.69 A
10%	484 Wp	41.12 V	11.77 A	49.11 V	12.24 A
15%	506 Wp	41.12 V	12.31 A	49.11 V	12.80 A
20%	528 Wp	41.18 V	12.82 A	49.16 V	13.34 A
25%	550 Wp	41.18 V	13.36 A	49.16 V	13.90 A

Measurement tolerance +/- 3%
Electrical characteristics with different rear power gain (reference to 440W)

PACKING SPECIFICATIONS

① Weight (module only)	29.5 kg / 65.04 lbs
② Packing unit	36 pcs / box
Weight of packing unit (for 40'HQ container)	1109 kg / 2445 lbs
Number of modules per 40'HQ container	792 pcs

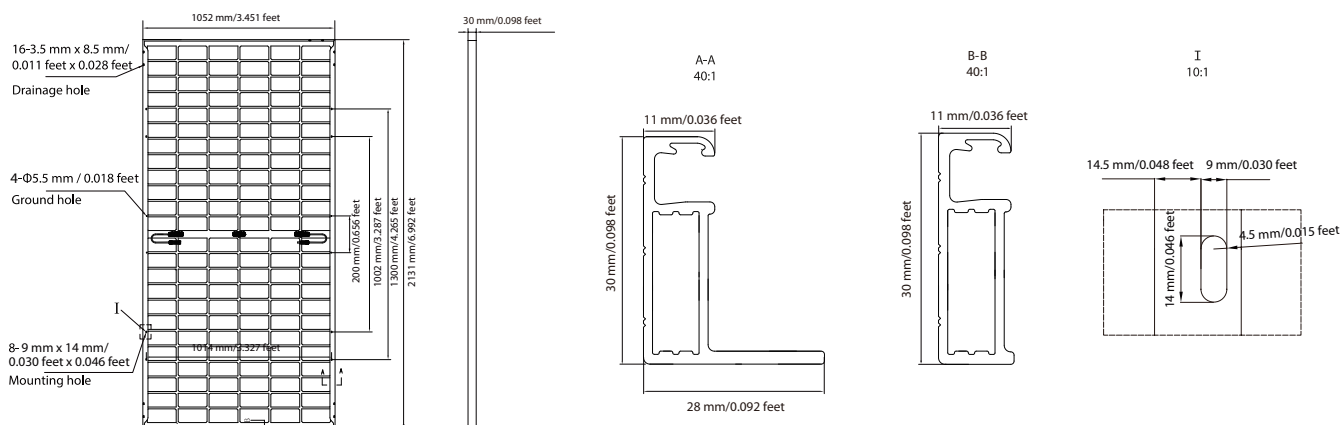
① Tolerance +/- 1.0kg
② Subject to sales contract

MECHANICAL SPECIFICATIONS

Outer dimensions (L x W x H)	2131 x 1052 x 30 mm 83.90 x 41.42 x 1.18 in
Module composition	Glass / POE / Glass
Glass thickness	2.0 mm / 0.079 in
Cable length (IEC/UL)	Portrait: 350 mm (13.78 in) Landscape: 1300 mm (51.18 in)
Cable diameter (IEC/UL)	4 mm ² / 12 AWG
① Maximum mechanical test load	2400 Pa (front) / 2400 Pa (back)
Fire performance (IEC/UL)	Class A (IEC) or Type 3 (UL)
Connector type (IEC/UL)	PV-CY03L (Logo:CHUANG YUAN) or PV-HCB40(Logo:XINHUI) or MH5 (Logo:MINGHE) or PV-KST4-EVO2/XY-UR,PV-KBT4-EVO2/XY-UR(Logo:MC)

① Refer to Astronergy crystalline installation manual or contact technical department.
Maximum Mechanical Test Load=1.5*Maximum Mechanical Design Load.

MODULE DIMENSION DETAILS



Made in Zhejiang, Jiangsu and Anhui of China, Made in Sincan/ Ankara of Turkey
© Chint Solar (Zhejiang) Co., Ltd. Reserves the right of final interpretation, please contact our company to use the latest version for contract.

<http://energy.chint.com>