


ASTRO 5 Semi

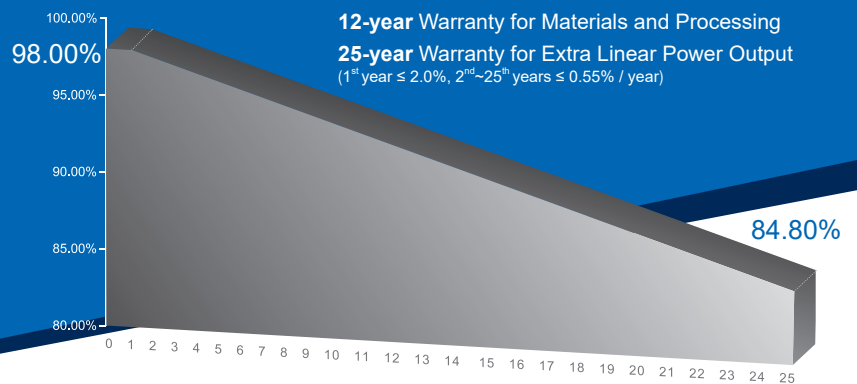
Create Sustainable and Efficient Green Energy








525W~550W

Monocrystalline PV Module

CHSM72M-HC Series (182)



KEY FEATURES

-  **+5W OUTPUT POSITIVE TOLERANCE**
Guaranteed 0~+5W positive tolerance to ensure power output.
-  **NON-DESTRUCTIVE CUTTING**
Higher bending strength of cells and mechanical properties of modules.
-  **HIGH CUSTOMER VALUE**
Lower BOS cost and LCOE.
-  **INNOVATIONAL HALF-CUT&MULTI-BUSBAR TECHNOLOGY**
Lower risk of microcrack, better shading tolerance, higher reliability.
-  **SUPER PERC+ CELL TECHNOLOGY**
Higher module power and module efficiency, lower power degradation.

COMPREHENSIVE CERTIFICATES



Designed for the Australian Market



ASTRONERGY
A CHNT COMPANY

ELECTRICAL SPECIFICATIONS

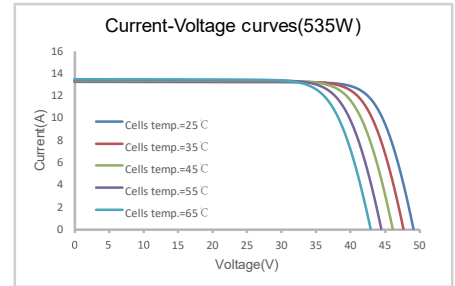
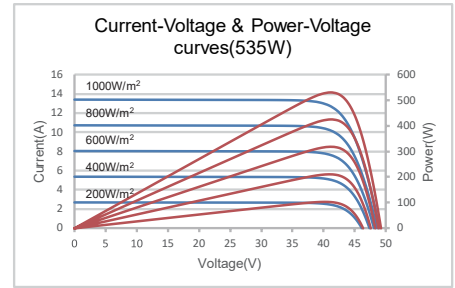
STC rated output (P_{mpp})	525 Wp	530 Wp	535 Wp	540 Wp	545 Wp	550 Wp
Rated voltage (V_{mpp}) at STC	41.26 V	41.43 V	41.60 V	41.76 V	41.93 V	42.10 V
Rated current (I_{mpp}) at STC	12.72 A	12.79 A	12.86 A	12.93 A	13.00 A	13.06 A
Open circuit voltage (V_{oc}) at STC	49.10 V	49.30 V	49.50 V	49.70 V	49.90 V	50.10 V
Short circuit current (I_{sc}) at STC	13.43 A	13.52 A	13.61 A	13.72 A <td 13.81 A	13.90 A	
Module efficiency	20.5%	20.7%	20.9%	21.1%	21.3%	21.5%
Rated output (P_{mpp}) at NMOT	392.3 Wp	396.1 Wp	399.8 Wp	403.5 Wp	407.3 Wp	411.0 Wp
Rated voltage (V_{mpp}) at NMOT	38.45 V	38.61 V	38.77 V	38.92 V	39.08 V	39.24 V
Rated current (I_{mpp}) at NMOT	10.20 A	10.26 A	10.31 A	10.37 A	10.42 A	10.48 A
Open circuit voltage (V_{oc}) at NMOT	46.40 V	46.59 V	46.78 V	46.97 V	47.16 V	47.34 V
Short circuit current (I_{sc}) at NMOT	10.90 A	10.97 A	11.04 A	11.13 A	11.20 A	11.27 A
Temperature coefficient (P_{mpp})	- 0.35%/°C					
Temperature coefficient (I_{sc})	+0.045%/°C					
Temperature coefficient (V_{oc})	- 0.27%/°C					
Nominal module operating temperature (NMOT)	41±2°C					
Maximum system voltage (IEC/UL)	1500V _{DC}					
Number of diodes	3					
Junction box IP rating	IP 68					
Maximum series fuse rating	25 A					

* Measurement tolerance +/- 3%

STC: Irradiance 1000W/m², Cell Temperature 25°C, AM=1.5

NMOT: Irradiance 800W/m², Ambient Temperature 20°C, AM=1.5, Wind Speed 1m/s

CURVE



MECHANICAL SPECIFICATIONS

Outer dimensions (L x W x H)	2256 x 1133 x 35 mm
Frame technology	Aluminum, silver anodized
Front glass thickness	3.2 mm
Cable length (IEC/UL)	Portrait: 300 mm Landscape: 1400 mm
Cable diameter (IEC/UL)	4 mm ² / 12 AWG
① Maximum mechanical test load	5400 Pa (front) / 2400 Pa (back)
Fire performance (IEC/UL)	Class C (IEC) or Type 4 (UL)
Connector type (IEC/UL)	HCB40 / MC4-EVO2

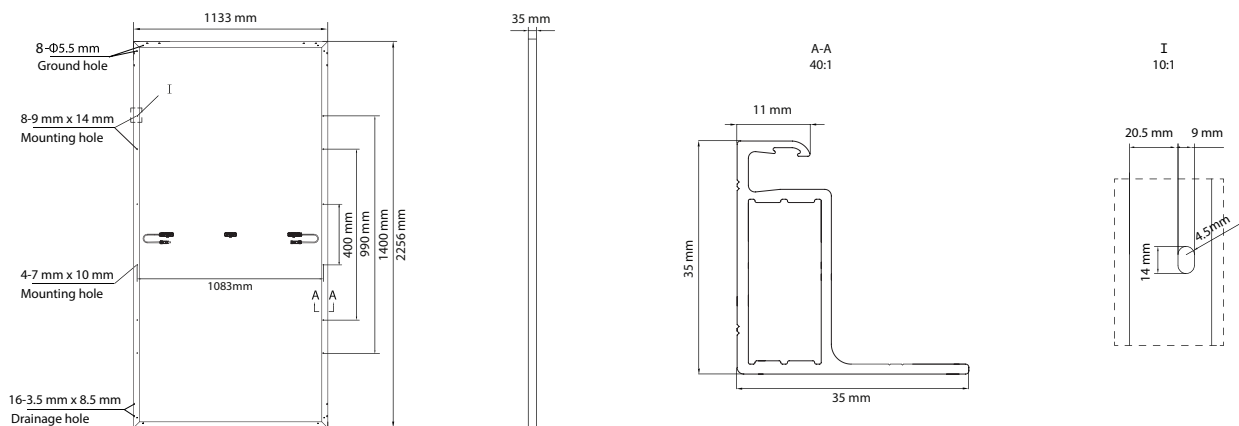
① Refer to Astronergy crystalline installation manual or contact technical department.
Maximum Mechanical Test Load=1.5×Maximum Mechanical Design Load.

PACKING SPECIFICATIONS

① Module Weight	27.2 kg
② Packing unit	31 pcs / box
Weight of packing unit (for 40'HQ container)	882 kg
Number of modules per 40'HQ container	620 pcs

① Tolerance +/- 1.0kg
② Subject to sales contract

MODULE DIMENSION DETAILS



Made in Zhejiang, Jiangsu and Anhui of China, Made in Sincan/ Ankara of Turkey

© Chint Solar (Zhejiang) Co., Ltd. Reserves the right of final interpretation, please contact our company to use the latest version for contract.

<http://www.astronergy.com.au>

Astronergy 02-2021