



## UP THE CREEK

March 31, 2018

### *Spring is Here!*

Happy Spring! This month was very busy again! We finished the office projects, we read meters for the first time this year, and our HAA5 levels for March came back at .0225. This result makes our annual running average .0365. The Maximum Contaminate Level is .060, which means we are back in compliance!

As many of you have noticed, Jerry Figueroa retired from USCDWUA Board of Directors in January. Jerry has given 24 years of dedicated service to USCDWUA and deserves to enjoy retirement. We are grateful to Jerry for his years of service and we will miss him. He was always good for at least one joke every meeting!

Bob Halley was appointed by the USCDWUA BOD to fulfill Jerry's term. Bob is a retired geologist and has experience with grants and is on several other water boards. He will be a great asset to USCDWUA.

Our snow pack this year is still below normal; however, it seems to be improving and we are having little run off at this time. We are hoping that more moisture is coming our way!

We hope April brings many showers so that we will have a lot of May Flowers!

# JUST THE FACTS

March 31, 2018

**UPPER SURFACE CREEK DOMESTIC  
WATER USERS ASSOCIATION**

P.O. Box 70  
Cedaredge, CO 81413  
Tel: (970) 856-7199      Fax: (970) 856-7189

**Location:** 17257 Meadow Dr.  
**Website:** www.uscdwua.com  
**Office Hours:** Monday – Thursday 8:00 a.m.-5:00 p.m.  
Friday 8:00 a.m. – 3:00 p.m.

**TO REQUEST E-BILLING:**

**billing@uscdwua.com**

**BOARD MEMBERS**

Cedar Mesa  
Dennis Grunkemeyer – Vice Pres.  
Robert Halley  
Redlands Mesa  
Debbie Christner – President  
Bryan Klaseen  
Upper Surface Creek  
Herman Kline  
Bill Elkins  
Member at Large  
Ellis Fritchman

**EMPLOYEES**

Dayton Myers – Operations Manager  
Amber McPherson – Office Manager,  
Sec.-Treasurer  
Chuck Moore – Plant Operator  
Tim Frey – Water Operator

**Some Typical Water Bills:**

gal/month  
7,500 – \$45.00  
13,000 – \$50.50  
20,000 – \$61.00  
25,000 – \$71.00  
30,000 – \$81.00  
40,000 – \$121.00  
45,000 – \$161.00  
50,000 – \$201.00  
55,000 – \$251.00  
(Figures will vary due to number  
of days between readings)












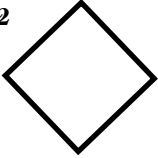


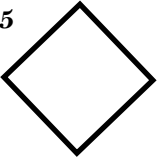


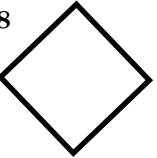





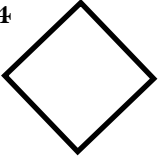





METER READING DATES: Cycle 1: 18-20; Cycle 2: 20-22; Cycle 3: 22-24; Cycle 4: 24-26; Cycle 5: 26-28.

**Water Rates as of January 31, 2018**

Up to 7,500 gal/month	(245 gal/day)	\$45.00
7,501-13,000 gal/month	(246-427 gal/day)	\$1.00/1000 gal
13,001 – 20,000 gal/month	(427-655 gal/day)	\$1.50/1000 gal
20,001 – 30,000 gal/month	(656-983 gal/day)	\$2.00/1000 gal
30,001 – 40,000 gal/month	(984-1311 gal/day)	\$4.00/1000 gal
40,001 – 50,000 gal/month	(1312-1639 gal/day)	\$8.00/1000 gal
over 50,000 gal/month	(over 1640 gal/day)	\$10.00/1000 gal

*Please restrict outside watering to the days marked with your symbol, which is found on your monthly bill.*

## April 2018

Sunday	Monday	Tuesday	Wednesday	Thursday	Friday	Saturday
1 	2 	3 	4 	5 	6 	7 
8 	9 	10 	11 	12 	13 	14 
15 	16 	17 	18 	19 	20 	21 
22 	23 	24 	25 	26 	27 	28 
29 	30 